



Report To:	SPA Board Members		
Meeting Date:		Agenda Item:	
Report Title:	Operation Talla Weekly Update		
Sponsored by:		Presented by:	DCC Graham
Appendix Attached:	APPENDIX A – Weekly COVID-19 Bulletin		
Report Classification			
Police Scotland:	For Noting		
SPA:	For Noting		
EXECUTIVE SUMMARY			
1.	Purpose		
1.1	<p>This paper provides the Scottish Police Authority (SPA) with a weekly update on policing changes seen during Operation TALLA, Police Scotland's COVID-19 response.</p> <p>This report contains the preceding week's information and data on changing demands within the service centre, incident attendance and crime. It will also consider our COVID-19 response including our use of the emergency legislation and how we are assisting our officers and staff welfare throughout these challenging times.</p> <p>This update will have a reporting period of Thursday to Wednesday. For the purpose of this report, the week of Thursday 28 January to Wednesday 3 February 2021 is considered.</p>		
2.	Decision Requested		
2.1	N/A		
3.	Recommendation		
3.1	N/A		
4.	Alignment to Police Scotland Strategic Outcomes		
4.1	<p>This report aligns to both Police Scotland's Strategic Outcomes and the Operation TALLA Strategic Objectives as set out by DCC Malcolm Graham.</p> <p>This report discusses the flexible and adaptable response to the challenges posed by COVID-19 by Police Scotland (SO1, SO2 and SO5). It further highlights the activities undertaken by Police Scotland to protect our people (SO4). The levels of intervention activity discussed in the report serve to protect our communities from COVID-19 (SO1, SO2). The frequent, transparent publication of papers, such as this, and those published on the Police Scotland website provide engagement with communities, to maintain trust and confidence (SO3).</p>		

5.	Main Report
----	-------------

5.1 CURRENT LANDSCAPE

Scotland continues to operate under the level or tiered system approach, which includes enforceable travel regulations for those local authorities subject to level 3 and 4 restrictions. All of mainland Scotland remains under lockdown.

This week Scottish Government announced that the Western Isles would move to level 4 restrictions to mirror that of the mainland due to concerning numbers of cases in the islands. The First Minister also announced that the current lockdown would continue until at least 28 February with schools beginning a phased return from 22 February.

On 3 February, it was also announced that ‘managed quarantine’ will be introduced for all international travellers to Scotland whereby they would be required to isolate within a designated hotel for 10 days immediately upon arrival in Scotland. Further details on this ‘managed quarantine’ are expected in the coming days.

Coronavirus is still having an impact on absence levels across the organisation; however, they continue to be internally managed by each local policing division. Absence levels and trends are still monitored closely in order to mitigate risk and address any emerging resourcing demands in early course. Police Scotland’s Outbreak Management Team (OMT) remains in place, providing an internal ‘track and trace’ function and advice to police officers and staff, as well as engaging with divisions to assist in limiting any spread of coronavirus throughout the organisation. Learning opportunities from previous outbreaks are being identified and collated by the team and these will be communicated across all divisions and departments.

Whilst increased restrictions are in place, including travel restrictions between local authority areas, Police Scotland’s approach remains unchanged and continues to promote ‘Engage, Explain and Encourage’ methods prior to ‘Enforcement’ action being taken against apparent breaches of legislation. It remains the position that officers may move more quickly through the 4E process if they perceive that persons are engaging in a blatant, conscious and inexcusable breach of regulations, involving repeat locations or individuals and whether an absence of enforcement would damage public confidence in policing.

5.2 SERVICE CENTRE DEMAND

This week, the volume of 101 calls answered is comparable to last week’s figure, and the volume of 999 calls has decreased by 4%. 101 calls answered this year are 4% higher compared to the same week last year whilst 999 calls remain significantly lower (26%).

5.3 INCIDENT DEMAND

OFFICIAL

Total incident volume has decreased by 1% from last week's figure and have reduced by 6% when compared to the same dates in 2020.

In comparison to the same period last year, Public Nuisance and Noise incidents have increased by 238% and 23% respectively. Disturbance incidents have decreased by 18%. In comparison to last week, public nuisance incidents and disturbance incidents have decreased by 1% and 2% respectively while noise incidents have also decreased, by 6%.

5.4 CRIME

Overall crime in the last week is at a lower level than a comparable period last year. All thirteen police divisions have experienced lower crime volume than the same period last year.

The collective volume of recorded crimes for most crime groups is lower when compared to last year, with only Group 5 crimes having risen. The cumulative crime demand for year 2020/21 in every division is lower when compared to 2019/20.

5.5 COVID-19 INTERVENTION ACTIVITY

As stated above, Police Scotland's approach to the use of COVID-19 legislation remains to firstly engage with people, explain the provisions and encourage them to comply with the necessary restrictions, with enforcement action being taken where there are found to be flagrant and blatant breaches of legislation.

Incidents requiring COVID-19 interventions by officers have increased from 358 last week to 371 this week. The total number of persons involved in these interventions has decreased from 2068 last week to 1843 this week, a decrease of 11%. 1111 (60%) of the 1843 interventions this week to place in a private dwelling, which is comparable to last week's figure. Figures for this week accurate as at 4 February 2021.

Since quarantine regulations came into force on travellers entering Scotland from out with the UK on the 15 June, up to and including 3 February 2021, Police Scotland have received 3574 referrals from Public Health Scotland (PHS) relating to potential breaches of quarantine, 728 of which were dealt with by the resolution team and 629 of which have been dealt with by local policing. 2215 referrals were weeded prior to an incident being raised. In respect of resolved referrals, 80% of the foreign travellers were found to be complying with quarantine restrictions. In the majority of the remaining referrals, the travellers have been untraced due to a variety of reasons such as inaccurate data provided to PHS or the expiration of the quarantine period prior to persons being traced.

There have been 16 occasions where enforcement has been used in relation to breaches of quarantine regulations generated from Home Office or Public Health Scotland referrals and one report to the Crown Office and Procurator Fiscal Service (COPFS).

5.6 ABSENCE

OFFICIAL

General employee absence levels have continued to fall this week. Divisions and departments are currently coping locally with outbreaks and contact/tracing requirements; however, this is being monitored carefully. Absences related specifically to COVID-19 have decreased, with **327** people absent, as of 3 February, down from 426 last week.

5.7 OUTBREAK MANAGEMENT TEAM

Police Scotland's Outbreak Management Team (OMT) respond to and investigate positive cases amongst officers and staff and work in conjunction with the national NHS Test & Protect network to arrive at proportionate, balanced decisions on the identification of individuals at risk after close contact with a positive case and any requirement for self-isolation. This, following consideration of all operational circumstances, the use of PPE and other safety measures, has enabled the safe retention of officers and staff in the workplace and the self-isolation of those agreed to be at heightened risk. The team's work will continue to capture information and the circumstances in respect of specific outbreaks in order that procedures can be reviewed and additional safety measures cascaded and implemented as required.

From inception until 3 February 2021, the OMT has reviewed 733 cases and, from these, 1055 individuals have tested positive for COVID-19. The work of the OMT has led them to trace 1102 individuals who have required to isolate, whilst the NHS has traced 245 individuals. On average, each case leads to 3.4 absences. The work of the OMT has also led to the identification of 73 individuals who had initially been required to self-isolate and were able to return to work.

5.8 COVID-19 NEAR MISSES

'Near miss' forms in the context of the pandemic situation may be submitted for a variety of reasons e.g. when officers are potentially exposed to COVID-19 whilst not wearing PPE, where PPE malfunctions, or in any other instance an officer feels a risk to themselves in a specific occurrence relating to COVID-19. This can occur due to the reactive nature of policing, as well as being influenced by training levels and supply of PPE.

The most current 'near miss' figures available for the dates 26 January until 1 February 2021 confirm that **56** forms were submitted. This is almost halved from the 101 forms last week.

5.9 GATHERINGS IN PRIVATE DWELLINGS

Scottish Government commissioned data suggests that spread in and between households continues to drive much of the transmission of COVID-19. This analysis has guided the decision to introduce national measures to prevent persons visiting other households in higher risk areas.

Police Scotland have undertaken an assessment of the demand posed by dwelling house gatherings. It should be noted that the methodology of counting of house gatherings is

OFFICIAL

designed to quantify the number of times officers have had to enter a private dwelling or private garden to investigate suspected breach of legislation or guidance, due to the increased risks of COVID transmission associated with these environments; therefore, if officers do not physically attend, or indeed gain entry to the dwelling or garden, this will not be included as a house gathering as there is no evidence there has been one and no increased risk to officers. Information gathered is indicative and should not be considered official police statistics.

Indicative figures from the week of 28 January until 3 February 2021, suggest that Police Scotland attended over **554** occurrences of house gatherings throughout the force area, an increase of 90 from last week (20%). Enforcement levels have increased from 459 FPNs and 15 arrests last week, to **410** FPNs and **22** arrests this week.

Notable incidents over the past week include:

Edinburgh (28/01/21) - Police attended a report of disturbance and possible stabbing at locus. Entry forced. No stabbing had occurred. 6 persons within breaching COVID regulations. All issued FPNs. 1 male also arrested regarding various other offences.

Lanarkshire (31/01/21) - Report of ongoing party within a rental property. Police attended and found 19 persons within. No one took responsibility for booking the property. All issued with FPNs and dispersed.

Ayrshire (31/01/21) - Several reports of an ongoing house party. Officers attended and noted loud music. Music was turned off after observing Police at door. Several persons observed within. No reply to door despite continue request. Entry forced and 7 persons found within. Aged between 16 and 17. Recorded Police Warnings issued to all persons within.

Greater Glasgow (02/02/21) - House party with 12 persons within. Loud music and drinking, entry required to be forced. Householder charged with Culpable and Reckless Conduct and 1 person arrested S.38. 7 FPNs issued and 11 persons dispersed.

5.10 TRAVEL REGULATIONS

At 1800 hours on Friday 20 November 2020, legislative travel restrictions were introduced across local authorities subject to levels 3 and 4 restrictions. The following data comprises travel regulations interventions from 28 January until 3 February 2021 inclusive.

Police Scotland has carried out 225 interventions and issued 79 FPN in respect of travel regulations within the time frame, compared to the 204 interventions and 63 FPN recorded last week.

Notable incidents during this period include:

Ayrshire (01/02/21) - Vehicle stopped and male driver stated he travelled from Doncaster to collect a quad bike. He was advised to return home. 2 hours later the male was stopped again providing no valid excuse. Male found to be in possession of cannabis and also issued a COVID FPN.

OFFICIAL

Highlands & Islands (30/01/21) – Two males from Glasgow issued FPNs after having to be rescued by Mountain Rescue Team on Ben Nevis.

Lothians & Borders (31/01/21) - Vehicle observed in Eyemouth with cracked windscreen and scrap metal in the rear. Officers stopped the vehicle and the driver said he had travelled from Newcastle area to try and buy a vehicle. Male then issued with a FPN.

5.11 SUBMISSION

This report is submitted to the SPA for information and consideration.

Appendix A – COVID-19 Weekly Bulletin contains the information which will be released publically by Police Scotland. This information will continue to be released weekly and will synchronise with the weekly SPA reporting for consistent, single data timelines.

COVID-19 WEEKLY BULLETIN

28th January – 3rd February 2021

SERVING A
CHANGING SCOTLAND



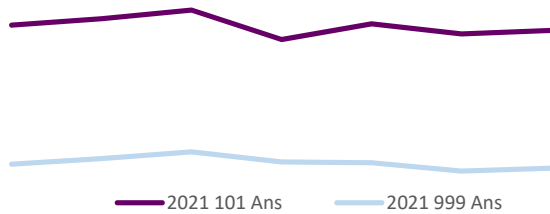
SCOTTISH POLICE
AUTHORITY

No figures should be considered as Official Police Statistics. These may not yet have been verified or validated.

OFFICIAL

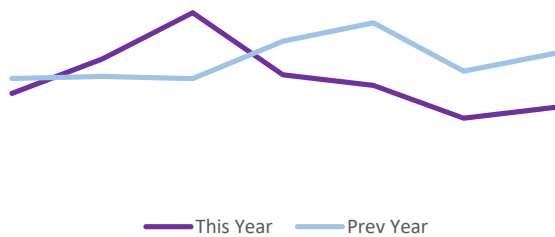
Service Centre Demand

The volume of 101 calls answered reduced on the 31st Jan however remained steady for the rest of the week. The volume of 999 was consistent for the whole week.



Incident Demand

Incident volume throughout the last week was approximately 6% lower when compared to the same time last year.



Gatherings in Private Dwellings

From 28/08/2020 – 03/02/2021

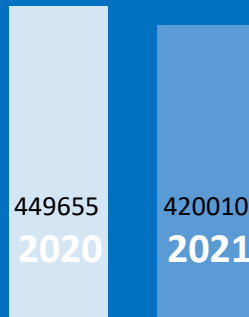
8643 Attended reports of House Party

5066 House Parties Dispersed

Crime

Crime Volume (9 March – Present compared to Previous Year)

Crime has continued to trend at levels lower than the seasonal average, and total crime volume year to date continues to remain lower (7%) than last year.



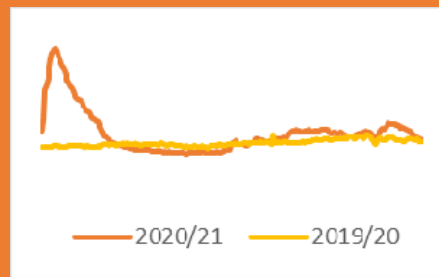
Crime Group Breakdown Change from previous year

Group	Group 1	Group 2	Group 3	Group 4	Group 5
Change	-6%	-6%	-17%	-11%	9%

12538 Offences under COVID Legislation

Recorded COVID Charges are pulled from Police Scotland CRIME systems rather than CVI. Enforcement activity includes Fixed Penalty Notices and offences recorded on Police Scotland's Crime Recording System

Absence

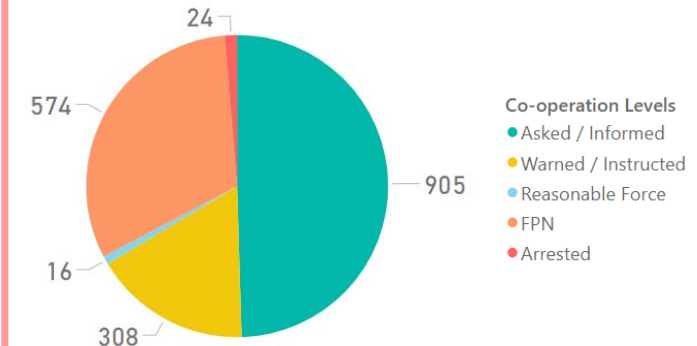


Absences throughout the week are reducing however continue to trend above levels when compared to 2020. Absences remain significantly below the peak in April 2020.

Coronavirus Legislation

Co-operation with new Coronavirus Legislation

The below chart is indicative of the co-operation levels experienced by police over the last 7 days. The majority of interactions between police and the public continue to be resolved without enforcement.



Quarantine Referrals to 3rd February

Public Health Scotland Travel Regs. Referrals	3567
Investigated by Resolution Team	727
Investigated by Local Policing	628
Investigations Ongoing	3
Weeded prior to investigation	2209
Travel Reg. offences resulting in FPN or SPR	16

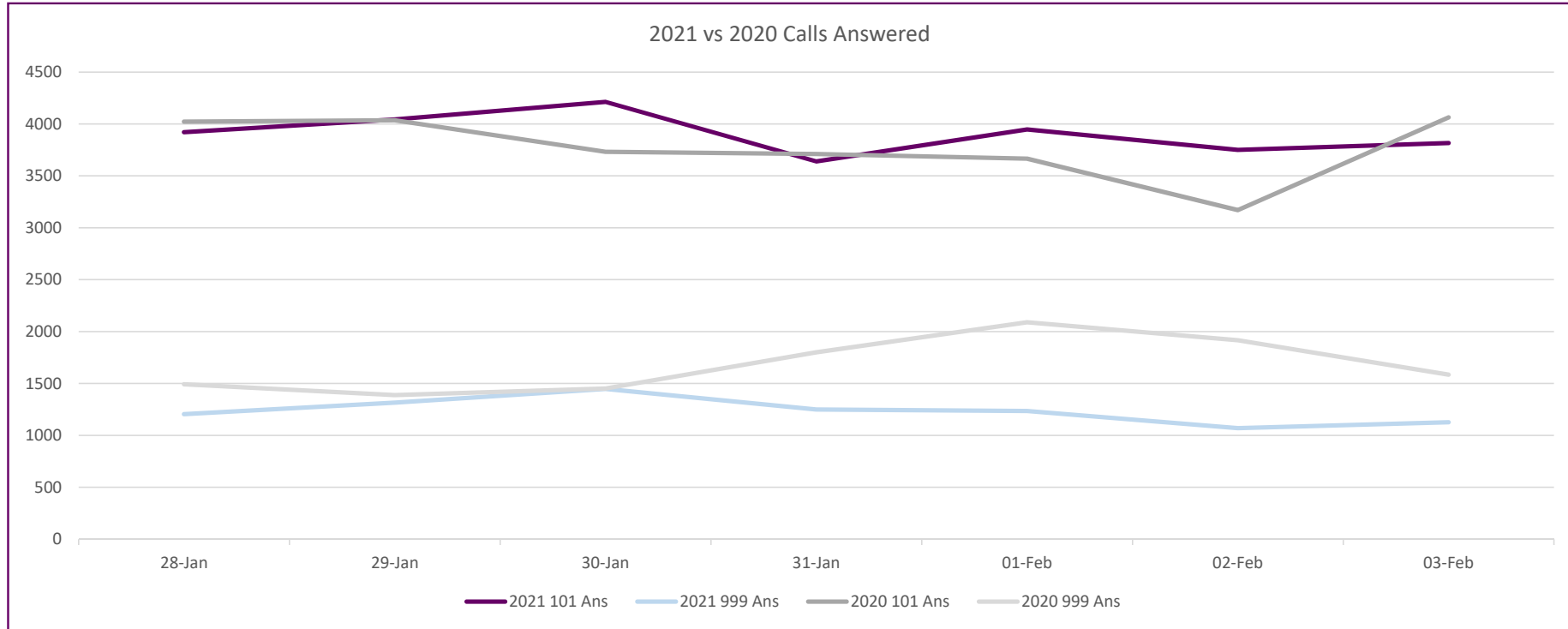
Note: The referral figures are a count of reports submitted to Police Scotland. These will therefore vary from counts of the number of individuals. FPNs may be derived from PHS, Home Office Referrals or from operational incidents.

No figures should be considered as Official Police Statistics. These may not yet have been verified or validated.

OFFICIAL



Weekly Service Centre Demand (28th January – 3rd February 2021)



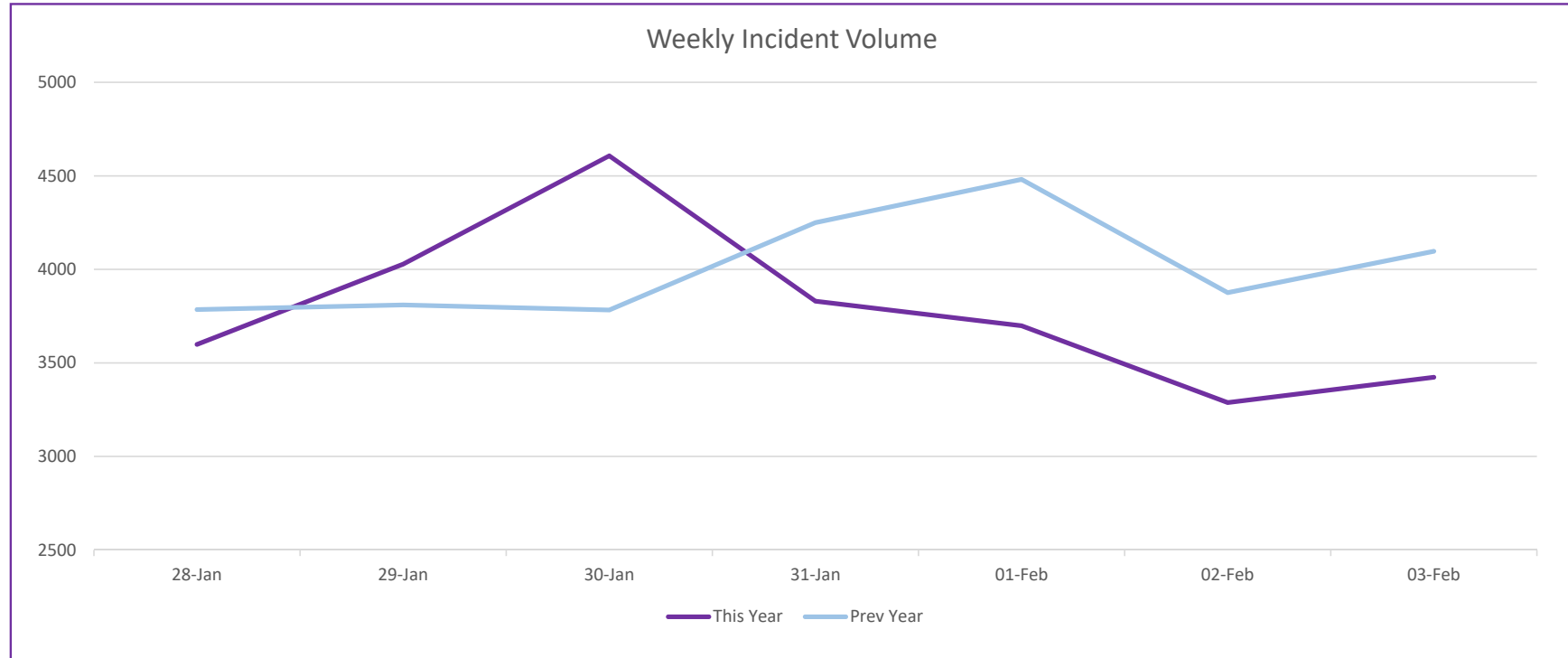
	28-Jan	29-Jan	30-Jan	31-Jan	1-Feb	2-Feb	3-Feb	Total
2021 101 Ans	3921	4044	4213	3639	3947	3750	3817	27331
2021 999 Ans	1205	1315	1447	1250	1235	1070	1126	8648
2020 101 Ans	4023	4035	3732	3711	3666	3170	4064	26401
2020 999 Ans	1492	1388	1452	1801	2090	1916	1585	11724

No figures should be considered as Official Police Statistics. These may not yet have been verified or validated.

OFFICIAL



Weekly Incident Demand (28th January – 3rd February 2021)



	28-Jan	29-Jan	30-Jan	31-Jan	1-Feb	2-Feb	3-Feb	Total
2021	3599	4028	4607	3830	3699	3288	3423	26474
2020	3785	3810	3783	4250	4481	3876	4097	28082

No figures should be considered as Official Police Statistics. These may not yet have been verified or validated.

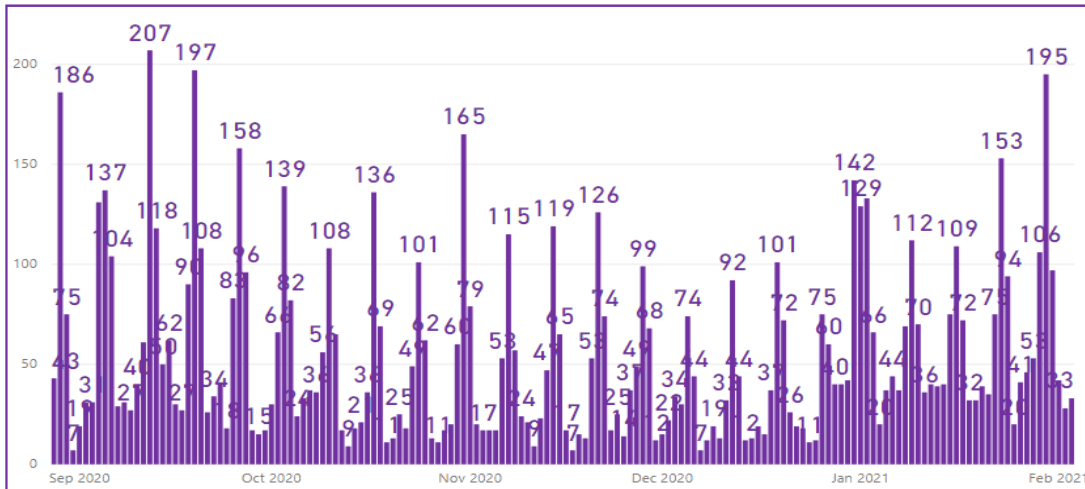
OFFICIAL



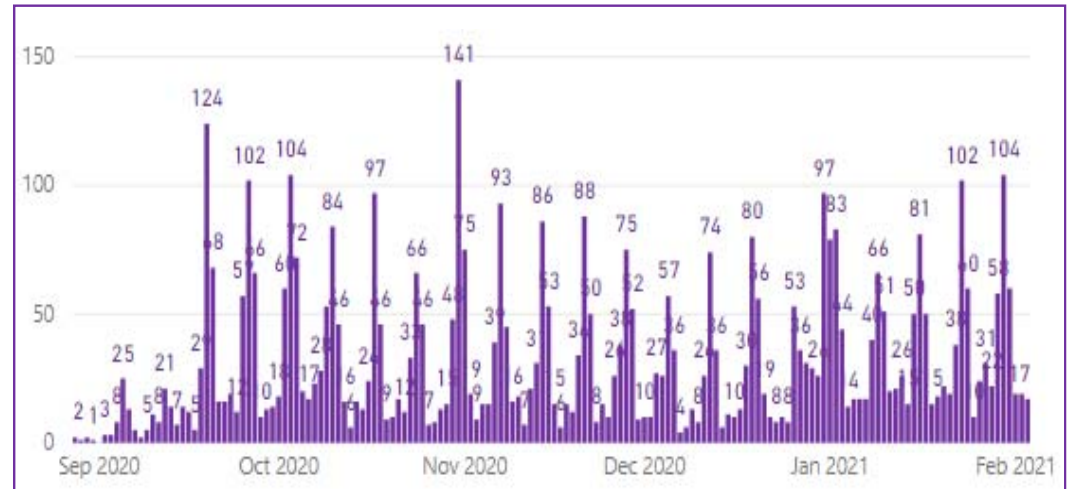
Incident Demand – House Gatherings (28th January – 3rd February 2021)

From Friday 28th August 2020, additional monitoring of ‘house gathering’ incidents has taken place. This will be reported weekly going forward.

Attended ‘House Gathering’ Incidents



Attended ‘House Gathering’ Breaching Restrictions



Totals	28 Aug – 3 Feb	28 Jan – 3 Feb
No. of House Gatherings Attended	8643	554
No. of House Gatherings Breaching Restrictions	5066	299
No. of FPNs issued	4759	410
No. of Arrests	298	22

The figures contained within this slide originate from storm incident reviews and free-text local policing returns to provide the most comprehensive view of house gatherings possible.

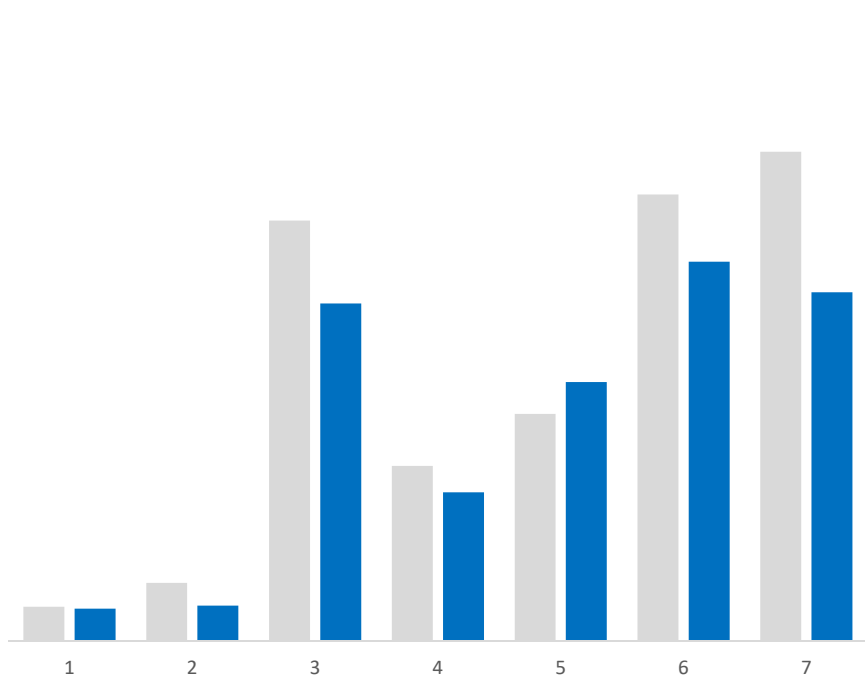
Note: No figures should be considered as Official Police Statistics. These may not yet have been verified or validated.



Weekly Crime Demand (25th January – 31st January 2021)

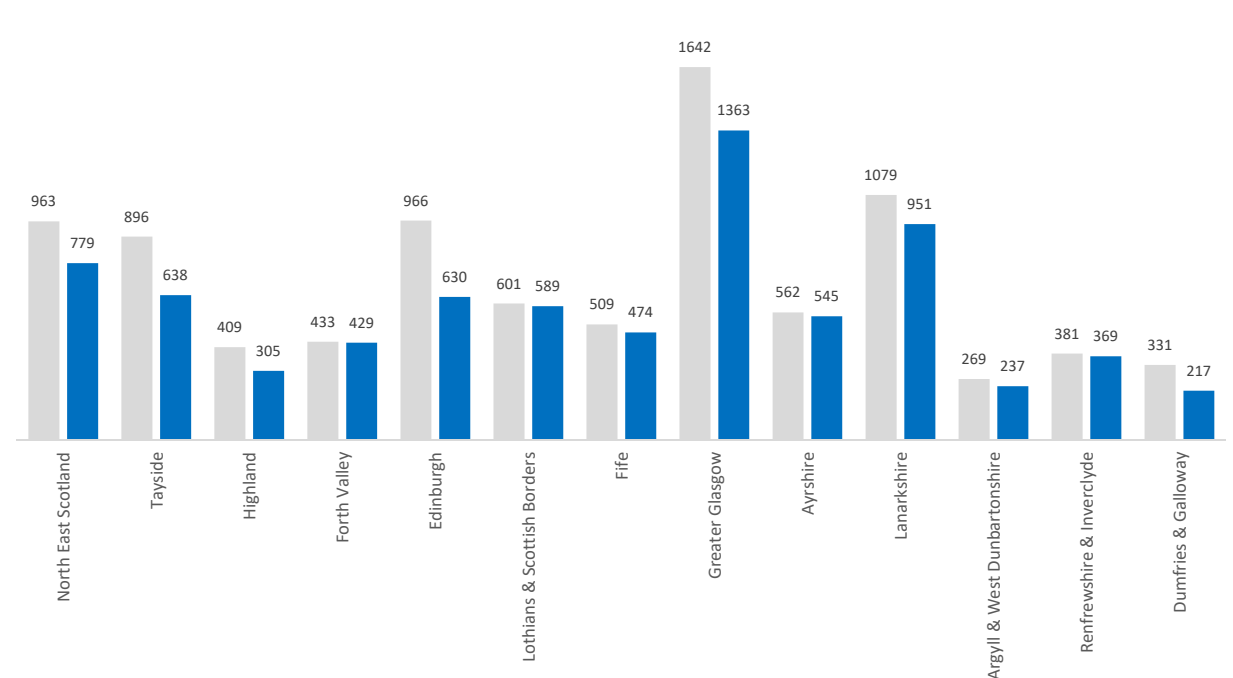
Weekly Crime by Group

■ 2019/20 ■ 2020/21



Weekly Crime by Division

■ 2019/20 ■ 2020/21



Crime Group	1	2	3	4	5	6	7	Total
2019/20	167	283	2054	855	1109	2182	2391	9041
2020/21	157	172	1649	726	1265	1853	1704	7526

All Crime Groups (with the exception of Group 5) show a decrease in volume when compared to the same period last year.

All divisions have noted a decrease in crime volumes this week when compared to the same period last year.

More information regarding Crime Groups can be found [via this link](#)

No figures should be considered as Official Police Statistics. These may not yet have been verified or validated.

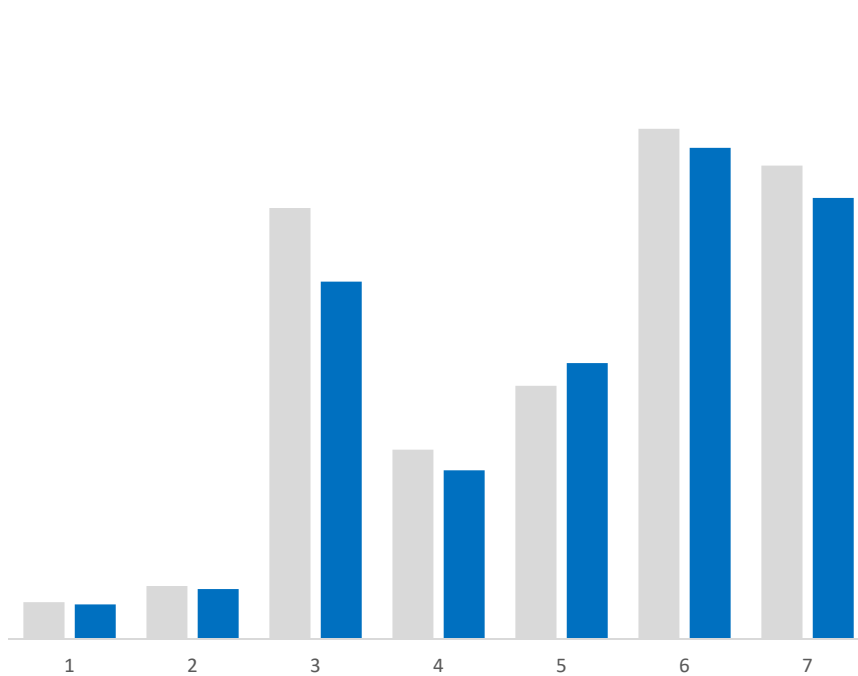
OFFICIAL



Cumulative Crime Demand (16th March 2020 – 31st January 2021)

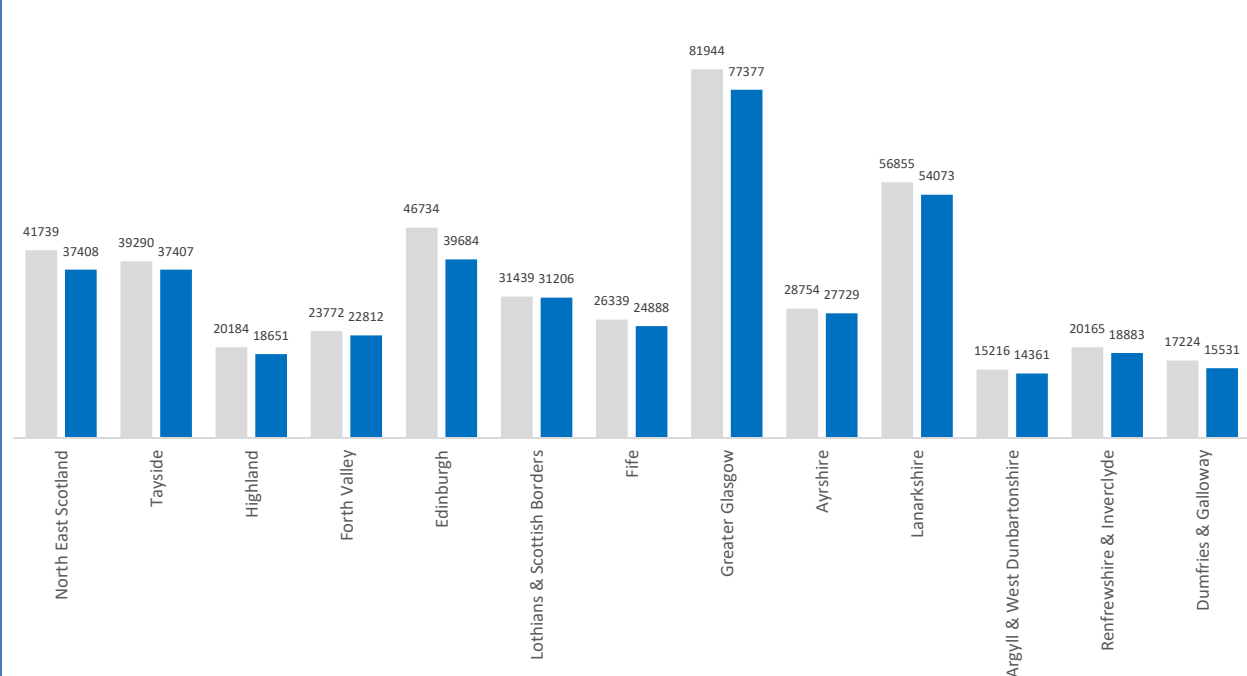
Total Crime by Group

■ 2019/20 ■ 2020/21



Total Crime by Division

■ 2019/20 ■ 2020/21



Crime Group	1	2	3	4	5	6	7	Total
2019/20	8489	12198	99558	43699	58478	117877	109356	449655
2020/21	7946	11487	82564	38934	63725	113449	101905	420010

All Crime Groups (with the exception of Group 5) show a decrease in volume when compared to the same period last year.

All Divisions continue to show a cumulative decrease in volume when compared to the same time period last year.

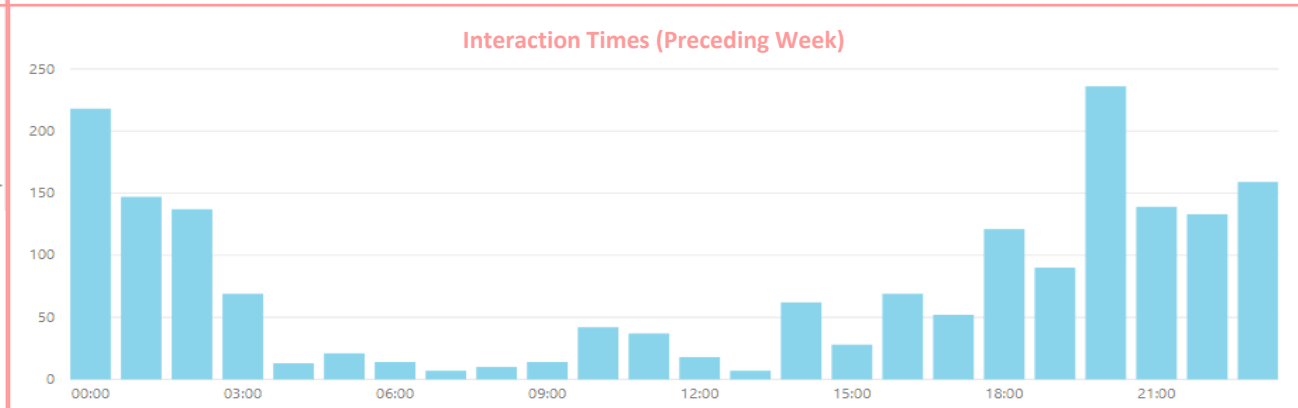
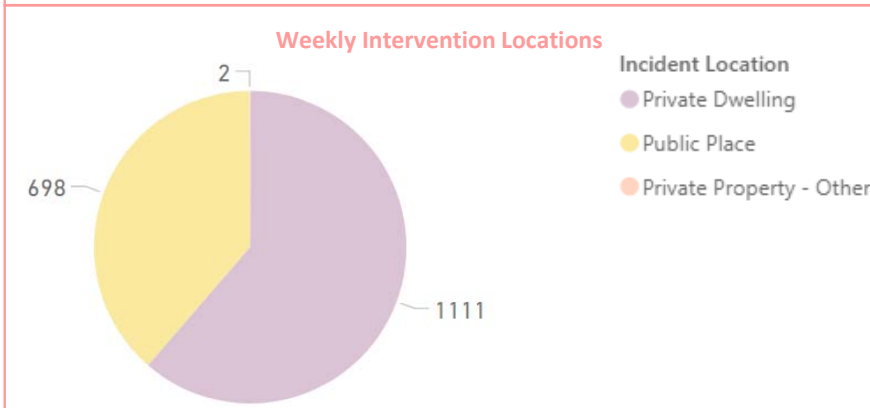
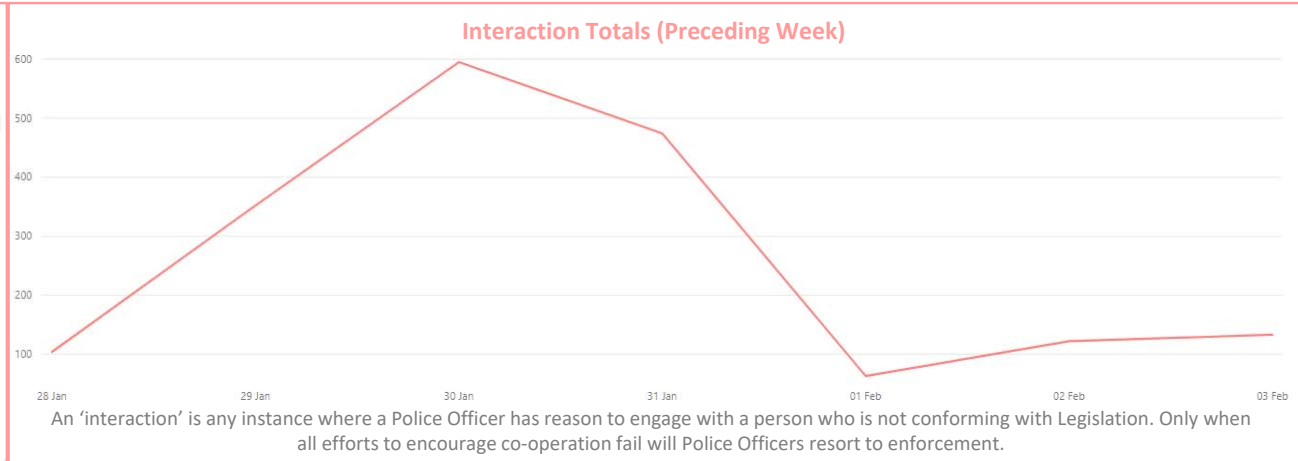
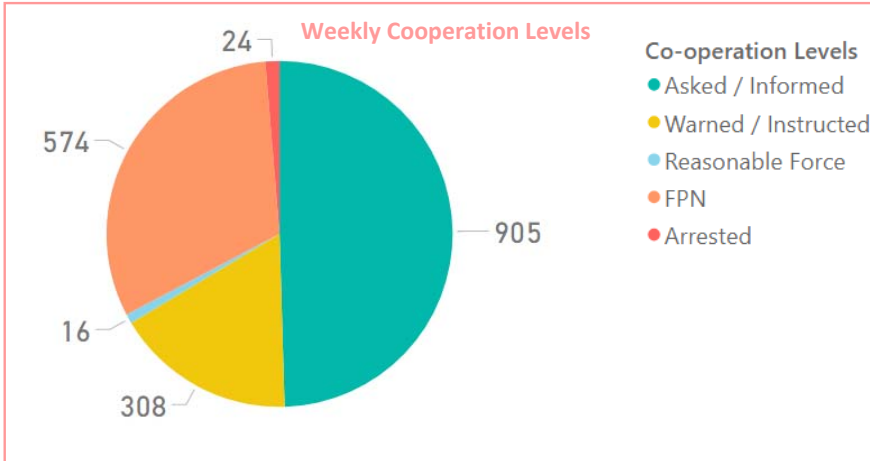
More information regarding Crime Groups can be found [via this link](#)

No figures should be considered as Official Police Statistics. These may not yet have been verified or validated.

OFFICIAL



Weekly Legislation Co-operation (28th January – 3rd February 2021)



In response to the introduction of The Health Protection (Coronavirus) (Restrictions) (Scotland) Regulations 2020 and Coronavirus Act 2020, Police Scotland developed a 'Coronavirus Interventions' (CVI) recording system. This system allowed Police Scotland to begin gathering data in relation to the public co-operation levels with the new legislation. This system relies on Police Officers manually updating the system with the co-operation level when they encounter an individual in contravention of the new legislation. This slide includes all offence types – Face-Coverings, Quarantine, Travel Restrictions and Gatherings.

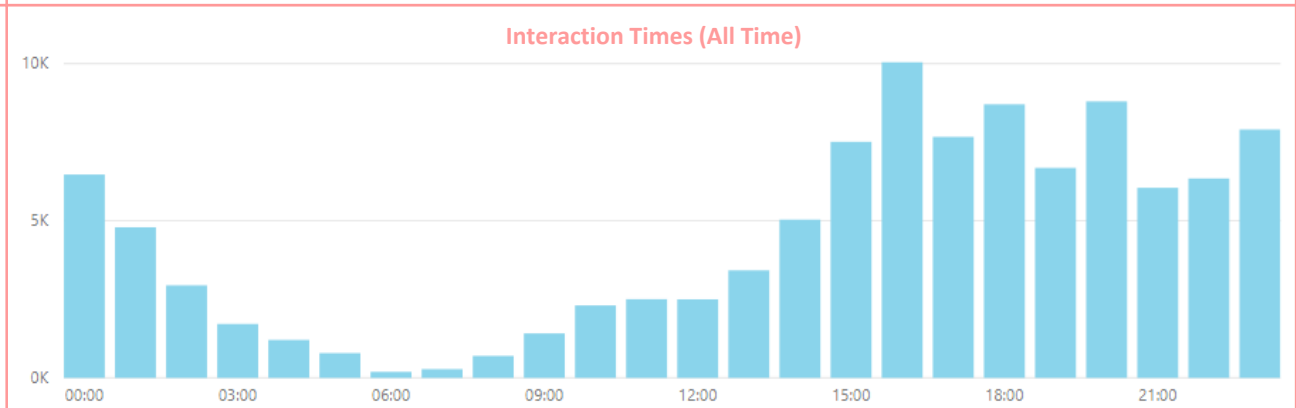
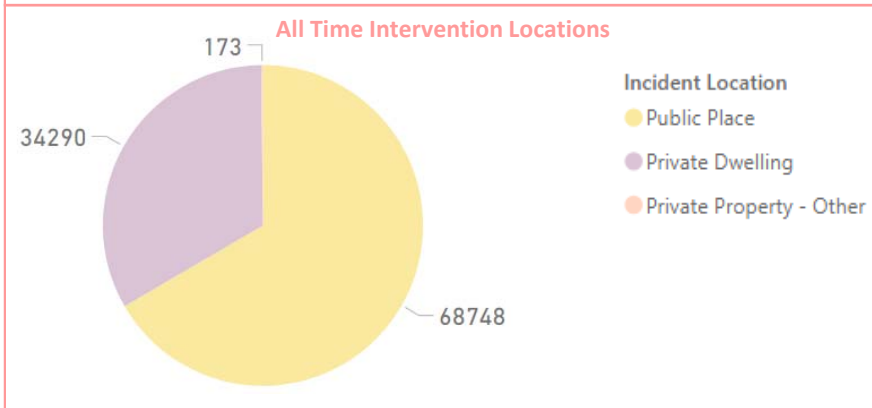
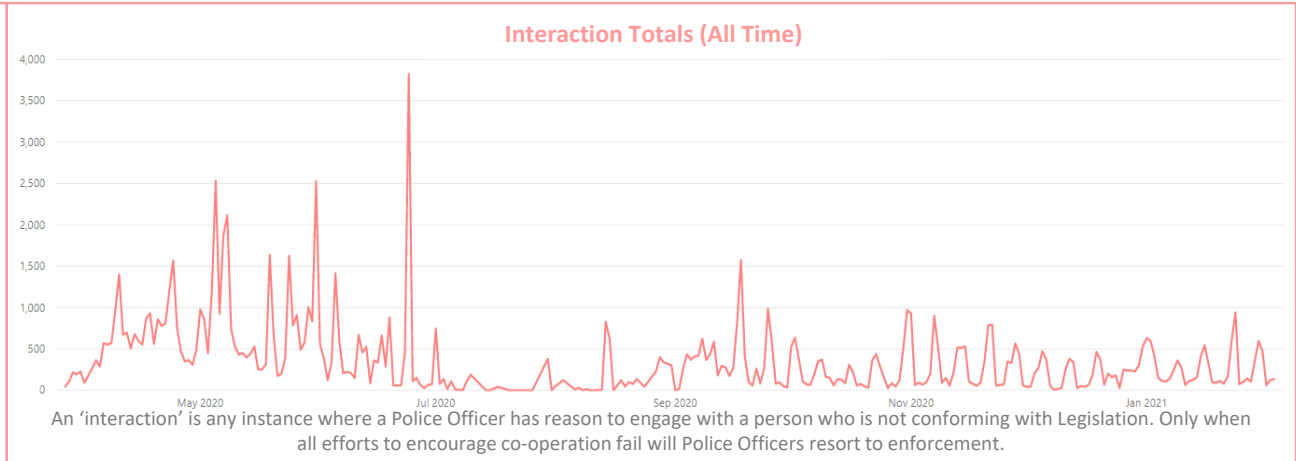
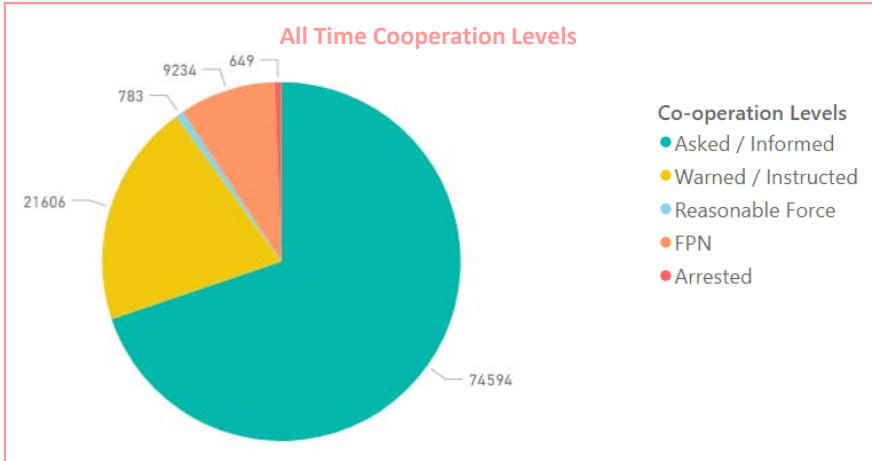
Due to the manual input required to form this data set, the contents of this slide are indicative only. Actual figures will differ from those recorded on Crime Systems (please see slide 11), may be subject to change, and cannot be considered Official Police Statistics. They do provide an indication of the public co-operation levels across Scotland.

No figures should be considered as Official Police Statistics. These may not yet have been verified or validated.

OFFICIAL



Coronavirus Legislation Co-operation (27th March 2020 – 3rd February 2021)



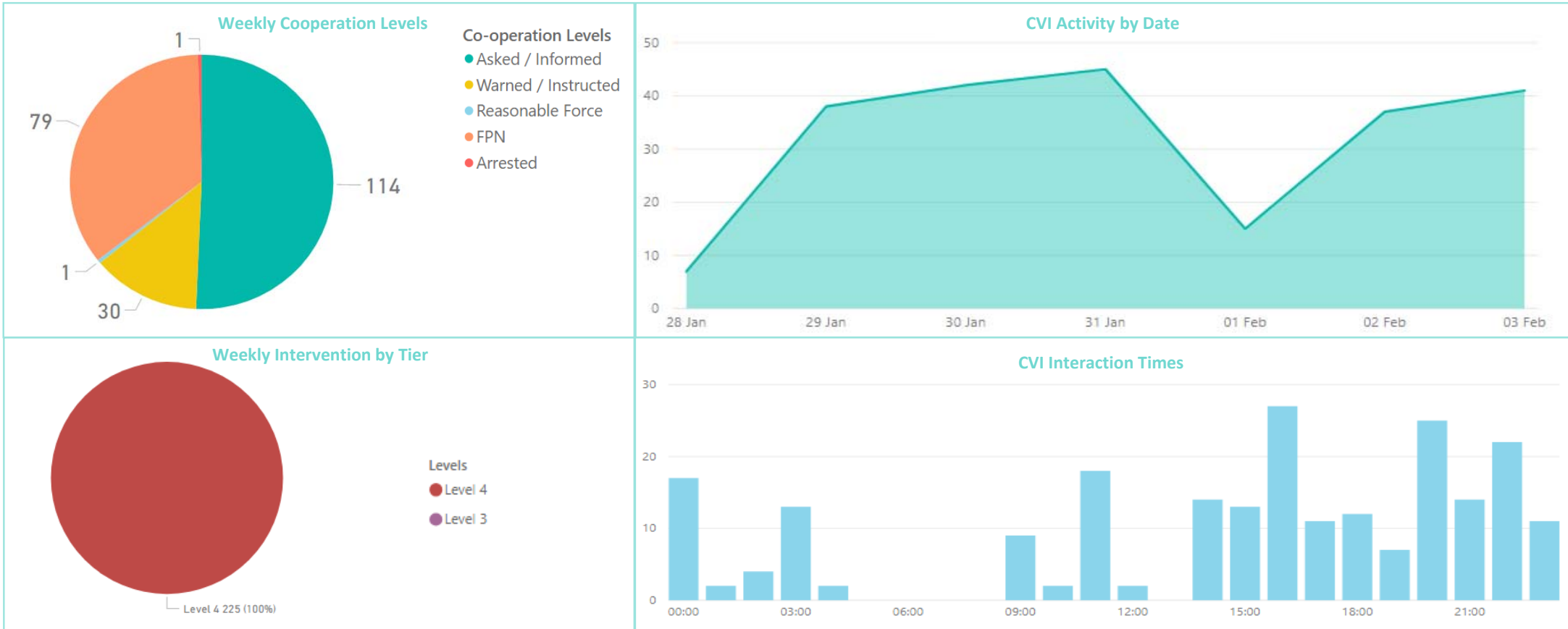
In response to the introduction of The Health Protection (Coronavirus) (Restrictions) (Scotland) Regulations 2020 and Coronavirus Act 2020, Police Scotland developed a 'Coronavirus Interventions' (CVI) recording system. This system allowed Police Scotland to begin gathering data in relation to the public co-operation levels with the new legislation. This system relies on Police Officers manually updating the system with the co-operation level when they encounter an individual in contravention of the new legislation. This slide includes all offence types – Face-Coverings, Quarantine, Travel Restrictions and Gatherings.

Due to the manual input required to form this data set, the contents of this slide are indicative only. Actual figures will differ from those recorded on Crime Systems (please see slide 11), may be subject to change, and cannot be considered Official Police Statistics. They do provide an indication of the public co-operation levels across Scotland.

No figures should be considered as Official Police Statistics. These may not yet have been verified or validated.

OFFICIAL

Weekly Travel Regulation Co-operation (28th January – 3rd February 2021)



In order to report upon policing interventions in respect of the newly introduced Travel Regulations regarding travel to or from tiers 3 and 4, the CVI system has been updated. The above data is a sub-set of the wider CVI interventions reported on the previous slides and should not be considered as 'in addition to' the previous overall CVI activity slides.

In response to the introduction of The Health Protection (Coronavirus) (Restrictions) (Scotland) Regulations 2020 and Coronavirus Act 2020, Police Scotland developed a 'Coronavirus Interventions' (CVI) recording system. This system allowed Police Scotland to begin gathering data in relation to the public co-operation levels with the new legislation. This system relies on Police Officers manually updating the system with the co-operation level when they encounter an individual in contravention of the new legislation.

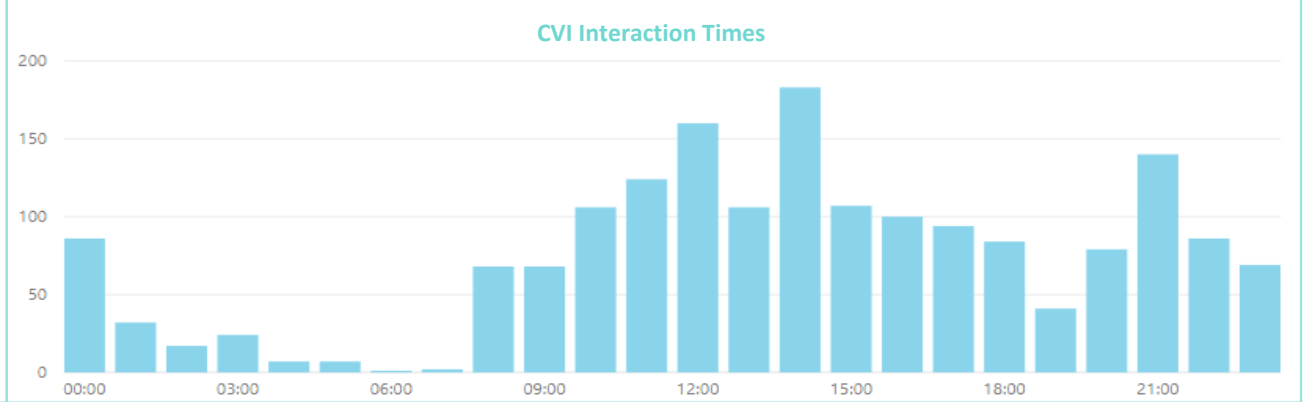
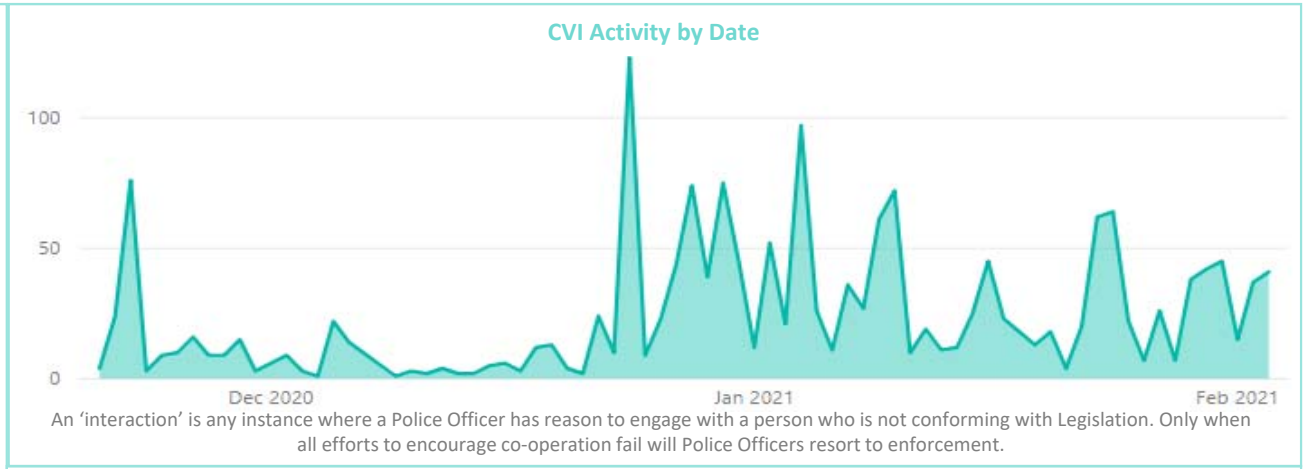
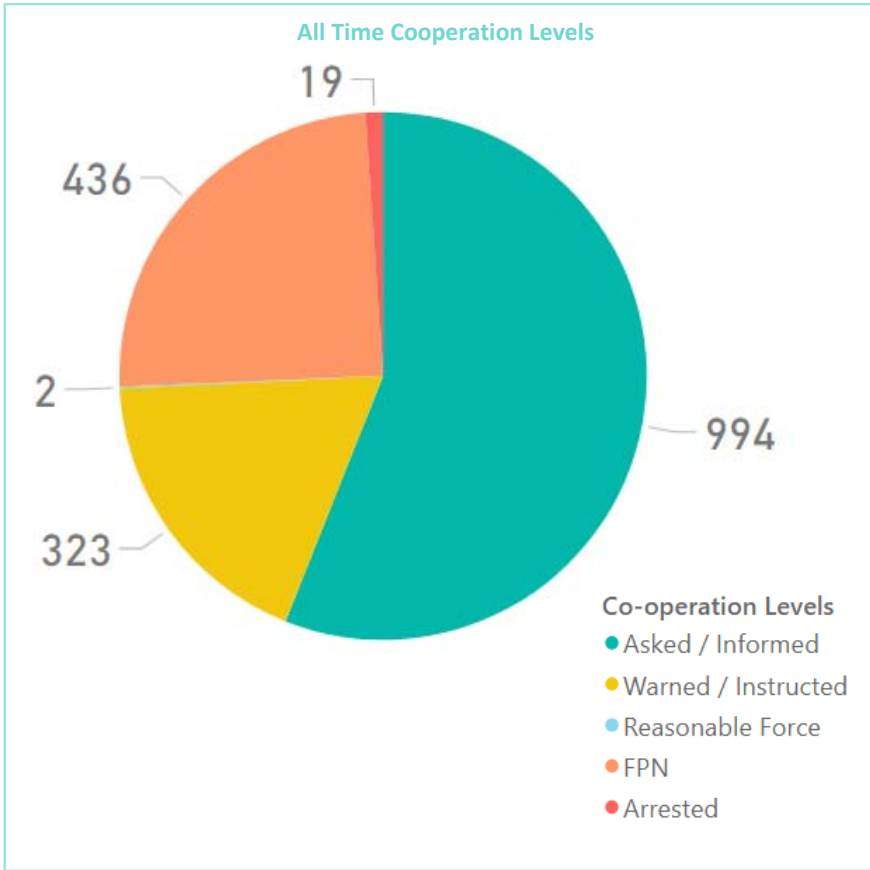
Due to the manual input required to form this data set, the contents of this slide are indicative only. Actual figures will differ from those recorded on Crime Systems (please see slide 11), may be subject to change, and cannot be considered Official Police Statistics. They do provide an indication of the public co-operation levels across Scotland.

No figures should be considered as Official Police Statistics. These may not yet have been verified or validated.

OFFICIAL



Travel Regulation Co-operation (20th November –3rd February 2021)



In order to report upon policing interventions in respect of the newly introduced Travel Regulations regarding travel to or from tiers 3 and 4, the CVI system has been updated. The above data is a sub-set of the wider CVI interventions reported on the previous slides and should not be considered as 'in addition to' the previous overall CVI activity slides.

In response to the introduction of The Health Protection (Coronavirus) (Restrictions) (Scotland) Regulations 2020 and Coronavirus Act 2020, Police Scotland developed a 'Coronavirus Interventions' (CVI) recording system. This system allowed Police Scotland to begin gathering data in relation to the public co-operation levels with the new legislation. This system relies on Police Officers manually updating the system with the co-operation level when they encounter an individual in contravention of the new legislation.

Due to the manual input required to form this data set, the contents of this slide are indicative only. Actual figures will differ from those recorded on Crime Systems (please see slide 11), may be subject to change, and cannot be considered Official Police Statistics. They do provide an indication of the public co-operation levels across Scotland.

No figures should be considered as Official Police Statistics. These may not yet have been verified or validated.

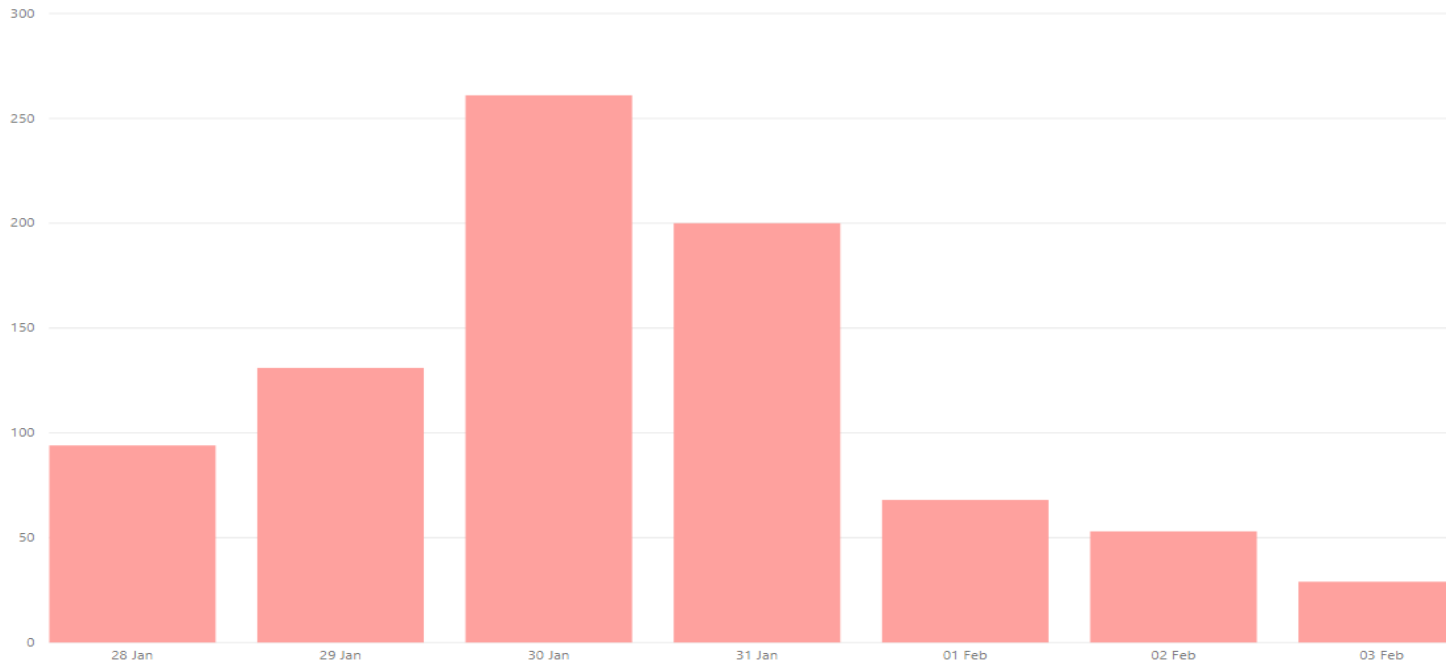
OFFICIAL



'Enforcement' of Coronavirus specific legislation

The following is a summary of all 'enforcement' action in relation to both The Health Protection (Coronavirus) (Restrictions) (Scotland) Regulations 2020 and Coronavirus Act 2020. This includes all Fixed Penalty Notices issued and processed by Police Scotland. It also includes all occasions that a charge was libelled and recorded on Police Scotland's Crime Recording System against a person in relation to the aforementioned legislation. This is a true value of the volume of recorded 'enforcement' activity, but does not provide the granularity of the Coronavirus Intervention (CVI) recording system and does not capture the earlier phases of the '4 E's' approach. These values remain subject to change as offences are retrospectively added or amended and do not match the indicative 'enforcement' values from the CVI recording system.

Volume of Covid-19 Charges from 28th January to 3rd February 2021



Charges over the last 7 days

836

Total Charges To Date

12538

No figures should be considered as Official Police Statistics. These may not yet have been verified or validated.

OFFICIAL



ABSENCE

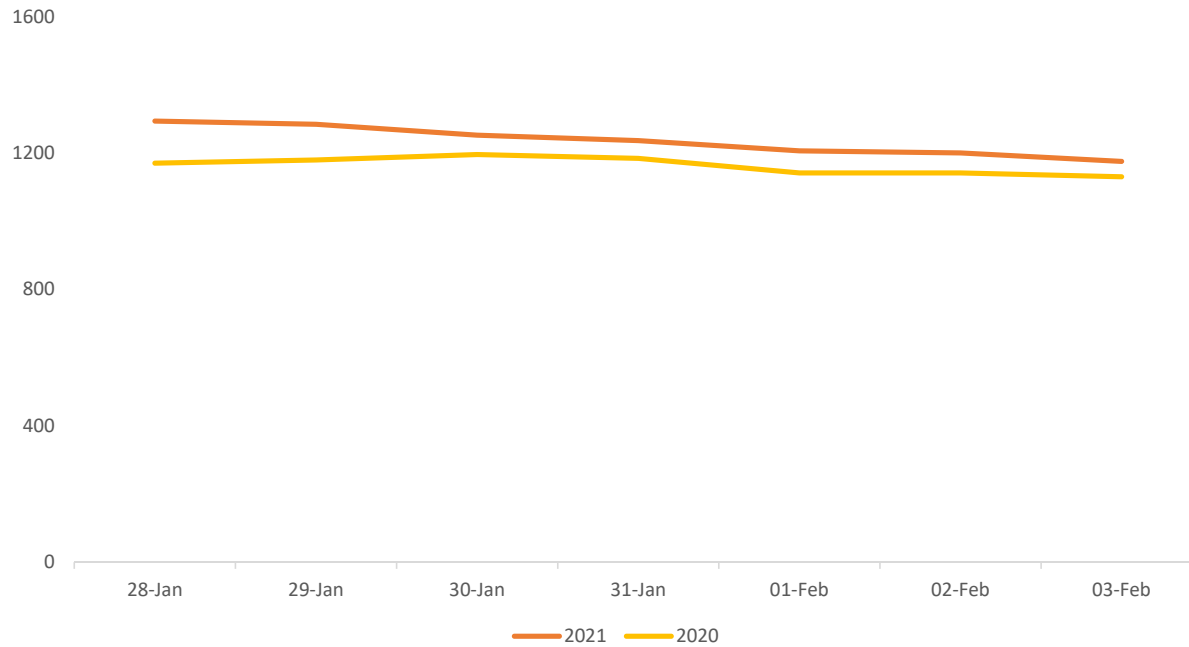
Police Scotland Absences (28th January – 3rd February 2021)

3 February 2021	No.	Change from same day previous week	Change from same day previous week (%)
COVID-19	319	-107	-25%
Total Absences	1175	-132	-10%

Active Covid-19 Absence Reason

Precautionary Isolation	69
Symptoms	33
Tracing	57
Positive Test	154

Weekly Absence Levels Line Graph – Comparison of last year to this year

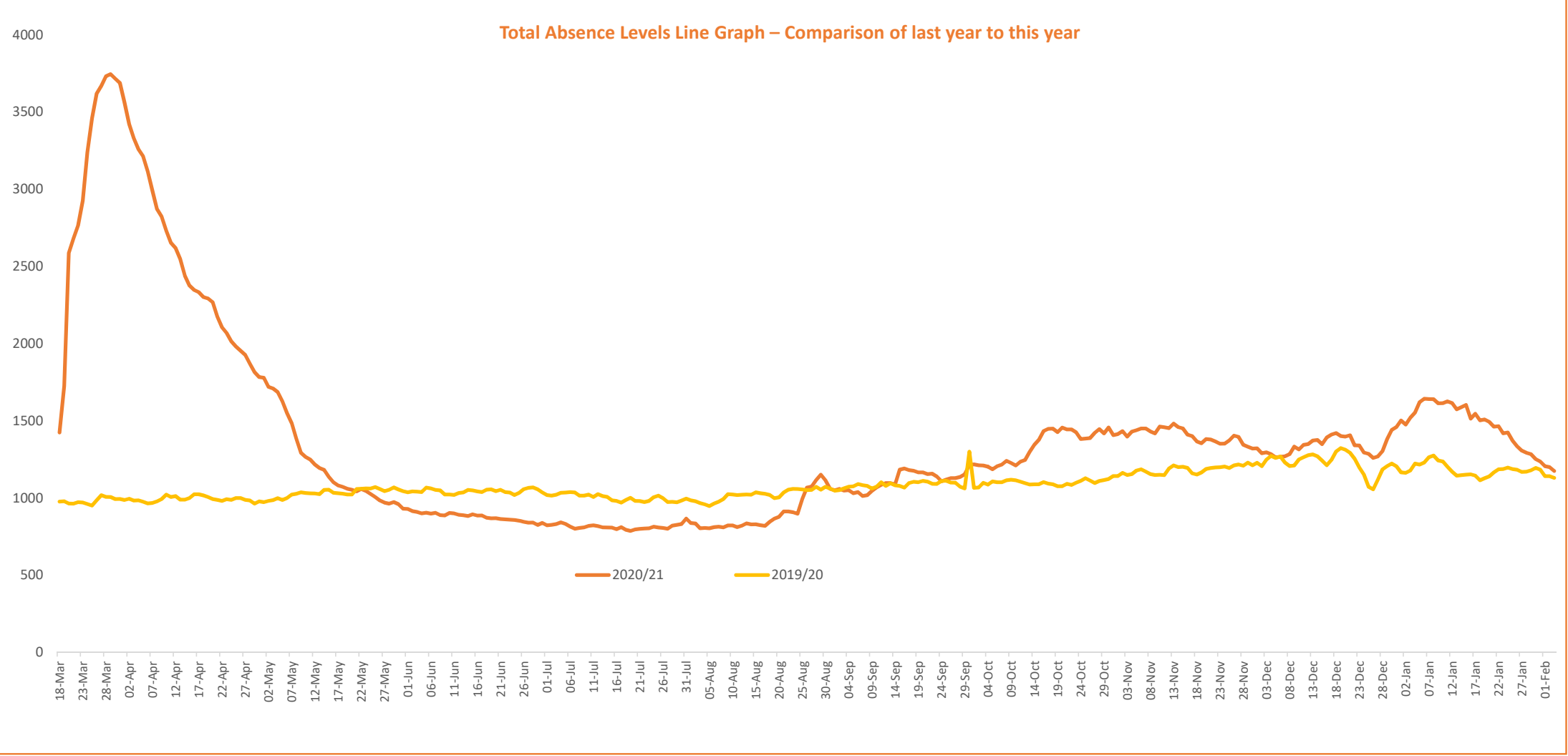


Absences continue to trend above 2020 levels.

Date	28-Jan	29-Jan	30-Jan	31-Jan	1-Feb	2-Feb	3-Feb
2021	1293	1284	1252	1236	1206	1200	1175
2020	1170	1179	1195	1184	1141	1141	1130



Total Absence (18th March 2020 – 3rd February 2021)

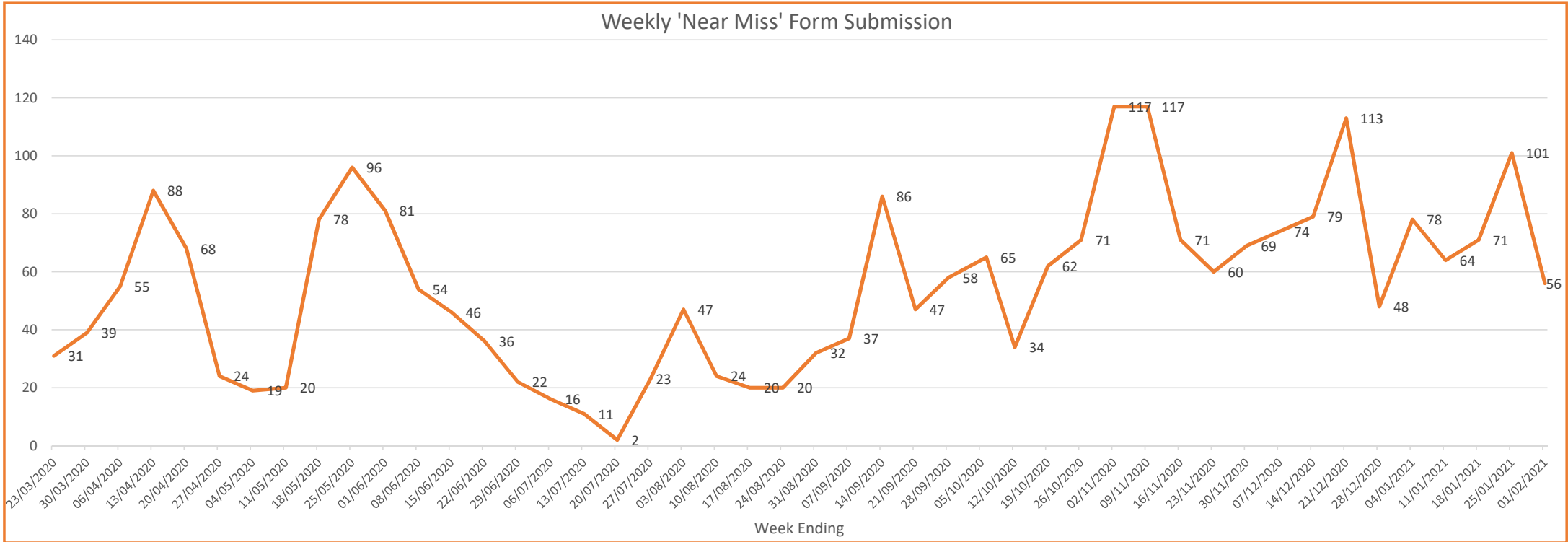


No figures should be considered as Official Police Statistics. These may not yet have been verified or validated.

OFFICIAL



Near Miss and Testing Data (w/e 23rd March – 1st February 2021)



'Near miss' forms in the context of the pandemic situation may be submitted for a variety of reasons. i.e. when officers are potentially exposed to: COVID-19 whilst not wearing PPE, where PPE malfunctions, or in any other instance an officer feels a risk to themselves in a specific occurrence relating to COVID-19.

This can occur due to the reactive nature of policing, as well as being influenced by training levels and supply of PPE. This number of 'Near Miss' weekly submissions is down from last week.

The amount of forms submitted continues to be attributable to the process for requesting an asymptomatic COVID-19 screening test due to an occupational risk, requiring the submission of a 'near miss' form. Many of the reports would not have been submitted without this requirement. The number of incidents where a lack of PPE is identified has not risen.

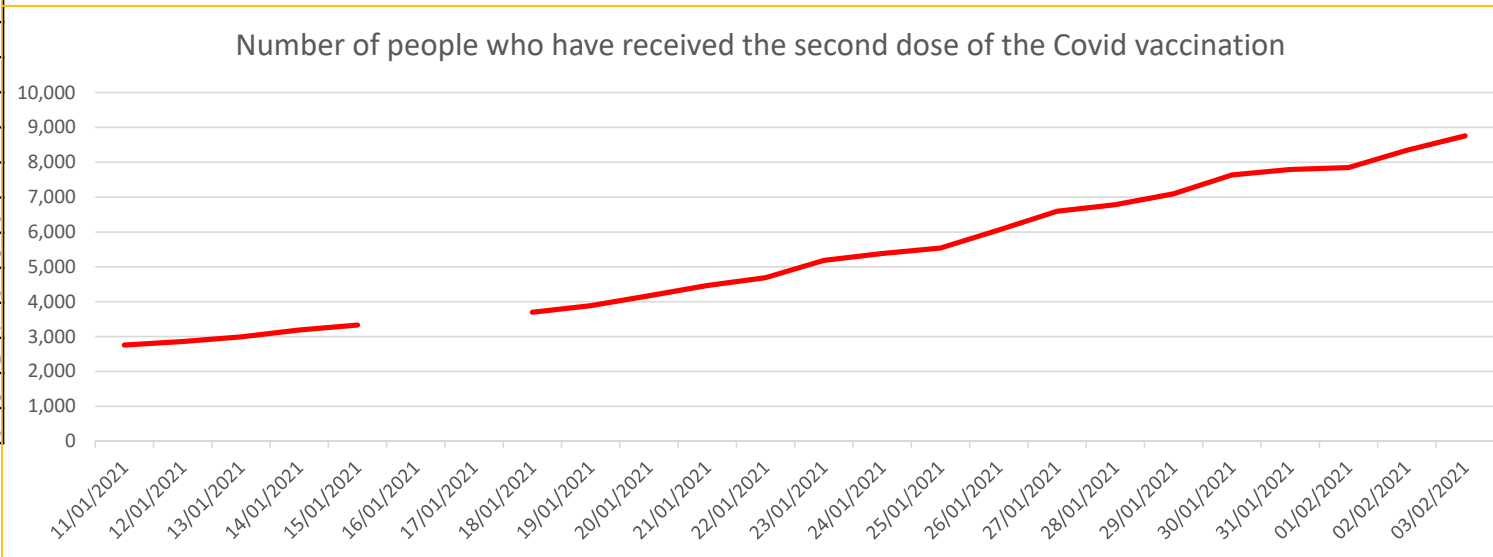
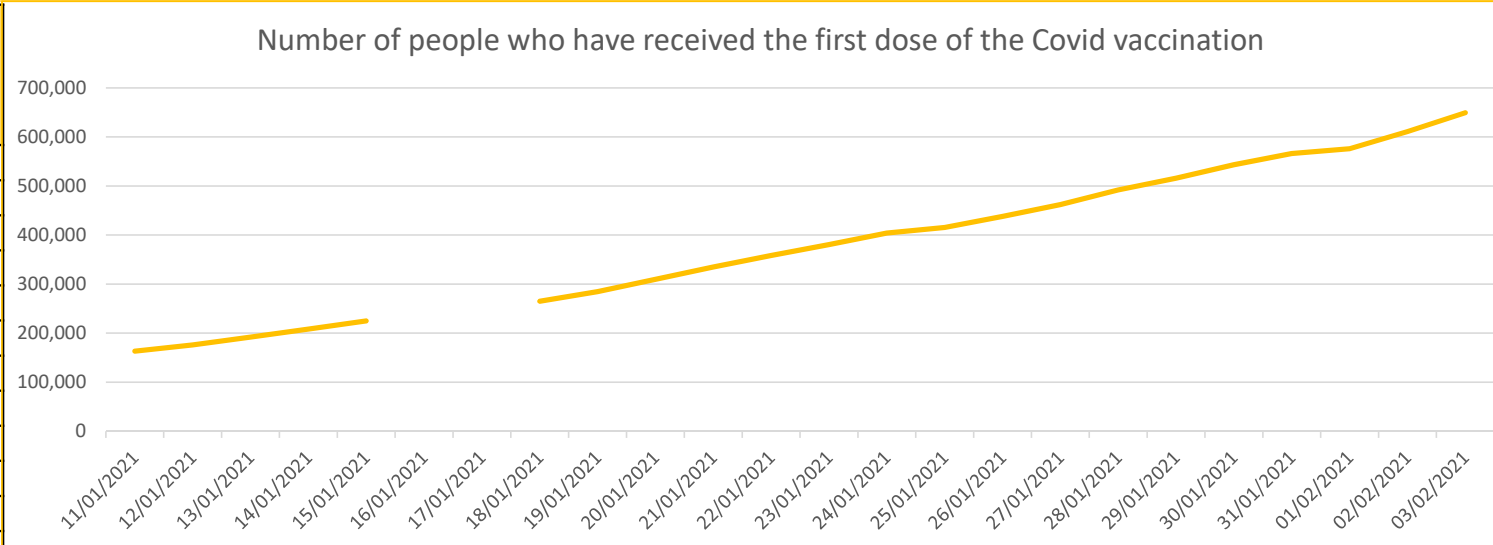
No figures should be considered as Official Police Statistics. These may not yet have been verified or validated.

OFFICIAL



Total Vaccinations Scotland (11th January 2021 – 3rd February 2021)

Date	Number of people who have received the first dose of the Covid vaccination	Number of people who have received the second dose of the Covid vaccination
11/01/2021	163,377	2,758
12/01/2021	175,942	2,857
13/01/2021	191,965	2,990
14/01/2021	208,207	3,190
15/01/2021	224,840	3,331
16/01/2021		
17/01/2021		
18/01/2021	264,991	3,698
19/01/2021	284,582	3,886
20/01/2021	309,909	4,170
21/01/2021	334,871	4,466
22/01/2021	358,454	4,689
23/01/2021	380,667	5,188
24/01/2021	404,038	5,383
25/01/2021	415,402	5,538
26/01/2021	437,900	6,060
27/01/2021	462,092	6,596
28/01/2021	491,658	6,783
29/01/2021	515,855	7,095
30/01/2021	543,370	7,638
31/01/2021	566,269	7,794
01/02/2021	575,897	7,849
02/02/2021	610,778	8,345
03/02/2021	649,262	8,758



Weekend reporting not available until 23 January 2021

No figures should be considered as Official Police Statistics. These may not yet have been verified or validated.

OFFICIAL

Cumulative Service Centre Demand (19th March 2020 – 3rd February 2021)

Volume of Calls Answered by Date

Total		Total																March	19-Mar	20-Mar	21-Mar	22-Mar	23-Mar	24-Mar	25-Mar	26-Mar	27-Mar	28-Mar	29-Mar	30-Mar	31-Mar
2020 101 Ans	1162919																	3029	3362	3484	2852	4196	4755	4499	4510	4784	4169	3115	4977	4866	
2020 999 Ans	481281																	1904	2038	1929	1558	1311	1447	1336	1299	1471	1391	1302	1314	1259	
April																															
2020 101 Ans	4579	4550	4506	3753	3618	4935	4873	4663	4332	4954	4654	4394	4881	4846	4780	4861	4793	4874	4303	4856	4647	4728	4530	4910	5101	4311	4739	4647	4295	4494	
2020 999 Ans	1204	1145	1333	1440	1355	1272	1432	1312	1426	1545	1739	1386	1182	1232	1403	1238	1391	1406	1354	1248	1348	1408	1353	1752	1808	1231	1137	1090	1106	1082	
May																															
2020 101 Ans	4884	5017	4069	4630	4340	4751	4665	5008	4865	3974	4764	4701	5205	4668	5080	4412	3898	4754	4576	4302	4235	4652	4131	3911	4600	4629	4563	4264	4260	3935	3626
2020 999 Ans	1369	1509	1353	1257	1461	1761	1644	1670	1666	1240	1257	1135	1244	1344	1322	1510	1271	1295	1407	2185	1831	1500	1278	1325	1467	1613	1702	1961	2741	2936	2342
June																															
2020 101 Ans	4086	4376	4403	4289	4657	4411	3899	4568	4029	4315	4896	4974	4443	4086	4608	4947	5045	4538	4139	4441	3994	4691	4877	5084	4316	4677	4831	4033	4706	4569	
2020 999 Ans	2356	1791	1465	1470	1448	1819	1690	1637	1467	1070	1452	1629	1757	1902	1564	1646	1628	1805	2041	2493	1786	1321	1429	1720	2392	2085	2010	1593	1332	1518	
July																															
2020 101 Ans	4357	4642	4623	4769	3902	4570	4099	4073	4323	4099	4313	3852	4237	3768	4000	4136	3941	3376	3242	4169	3879	3954	3971	4121	4013	3085	4384	3658	4309	3788	3760
2020 999 Ans	1371	1502	1651	1764	1499	1662	1952	1666	1502	1907	2338	2128	1656	1631	1680	1856	2039	2696	2225	1751	1784	1613	1694	2064	2274	2434	1465	1860	1662	1664	2429
August																															
2020 101 Ans	2725	3005	3778	3637	4217	3821	3560	3656	3432	4204	4202	4428	3640	3996	3944	3508	4231	3921	3729	4074	4242	3524	3210	4130	4005	3461	3670	3722	3162	3291	3953
2020 999 Ans	3060	2447	1922	1722	1516	2002	2423	2862	2641	1894	1899	2361	2280	2491	2814	2233	1654	1704	1903	1737	1959	2612	2151	1785	1491	1484	1552	1843	2360	2107	1476
September																															
2020 101 Ans	4117	3859	3763	3472	2921	2879	3579	4154	3883	3555	3419	3456	3335	3528	3506	3690	3515	3641	4134	3473	4182	3998	4198	4266	4071	4087	4065	4029	3622	4277	
2020 999 Ans	1414	1461	1527	2016	2317	2241	1701	1527	1634	1555	1923	1946	1937	1820	1919	1746	1826	2277	2353	1976	1627	1448	1496	1399	1783	2012	1569	1396	1628	1368	
October																															
2020 101 Ans	3644	3815	4209	3706	4281	4160	3875	3256	3659	3634	2962	3553	3790	3480	3295	2820	3185	3012	3634	3577	3958	3787	4151	4215	3839	4019	3271	3569	3759	4101	3512
2020 999 Ans	1500	2094	1727	1673	1606	1523	1484	1628	1831	2066	1817	1487	1547	1632	1672	2138	2531	2017	1473	1467	1536	1559	1733	1731	1491	1399	1314	1427	1398	1845	2317
November																															
2020 101 Ans	3592	3734	3670	4043	3411	3934	4120	3475	4607	4308	4156	3671	3908	3959	3574	3852	3628	3783	3783	4147	4326	3702	3858	3528	4103	3857	3949	3848	3167	3755	
2020 999 Ans	1659	1592	1460	1606	2414	2096	1793	1444	1384	1314	1296	1512	1879	1745	1563	1505	1240	1457	1549	1690	1636	1314	1273	1380	1450	1330	1647	1790	1552	1367	
December																															
2020 101 Ans	3933	3847	3705	3977	3735	3432	3962	3840	2853	3462	3400	4260	3356	3835	3630	4254	3529	4305	3781	3546	3904	3459	4067	3972	2266	3242	3112	3848	3828	4036	3900
2020 999 Ans	1456	1421	1369	1666	1801	1367	1293	1212	1255	1412	1802	1718	1396	1399	1376	1334	1506	1805	1806	1715	1661	1589	1536	1364	1451	1765	1254	1261	1366	1275	1575

Total		Total																																		
2021 101 Ans	129938																																			
2021 999 Ans	44083																																			
January																																				
2021 101 Ans	4308	3837	3394	4300	3734	3746	3509	3642	3537	3364	3680	3769	3848	3715	3637	4016	3496	4087	3914	4059	3660	4042	4032	3563	4007	3852	3859	3921	4044	4213	3639					
2021 999 Ans	2293	1507	1418	1351	1160	1169	1192	1351	1242	1135	1251	1296	1258	1395	1420	1397	1204	1127	1139	1166	1287	1508	1383	1236	1237	1132	1181	1205	1315	1447	1250					
February																																				
2021 101 Ans	4308	3837	3394																																	
2021 999 Ans	2293	1507	1418																																	

No figures should be considered as Official Police Statistics. These may not yet have been verified or validated.

OFFICIAL



Cumulative Incident Demand (19th March 2020 – 3rd February 2021)

Total	Total																														March	19-Mar	20-Mar	21-Mar	22-Mar	23-Mar	24-Mar	25-Mar	26-Mar	27-Mar	28-Mar	29-Mar	30-Mar	31-Mar
2020	1215664																														2020	3752	4293	4117	3455	3443	3207	3659	3631	4023	3819	3169	4109	4014
2019	1361106																														2019	4549	4606	4618	5217	5082	4351	4695	4507	4564	4544	5270	5176	5152
April	01-Apr	02-Apr	03-Apr	04-Apr	05-Apr	06-Apr	07-Apr	08-Apr	09-Apr	10-Apr	11-Apr	12-Apr	13-Apr	14-Apr	15-Apr	16-Apr	17-Apr	18-Apr	19-Apr	20-Apr	21-Apr	22-Apr	23-Apr	24-Apr	25-Apr	26-Apr	27-Apr	28-Apr	29-Apr	30-Apr														
2020	3837	3806	4130	3874	3666	4242	4458	4298	4117	4844	4974	4319	4408	4277	4462	4276	4444	4771	4296	4312	4258	4395	4296	5067	5366	4150	4042	3937	3719	3738														
2019	4482	4368	4209	4436	5134	4738	4321	4668	4676	4818	4863	5202	5340	4457	4651	4470	4668	5079	6157	6080	5611	5292	5004	4617	4622	5063	5002	4701	4915	4747														
May	01-May	02-May	03-May	04-May	05-May	06-May	07-May	08-May	09-May	10-May	11-May	12-May	13-May	14-May	15-May	16-May	17-May	18-May	19-May	20-May	21-May	22-May	23-May	24-May	25-May	26-May	27-May	28-May	29-May	30-May	31-May													
2020	4568	4932	4056	4042	4324	5033	4631	5122	4986	3746	4155	3995	4363	4164	4492	4458	3697	4104	4237	4814	4447	4360	3854	3927	4350	4481	4613	4787	5520	5547	4706													
2019	4921	4539	4896	5130	4749	4458	4474	4144	4516	5012	5361	5445	5189	4946	5213	5083	5637	5037	4707	4701	4851	4647	4873	5420	5236	4957	4559	4708	4482	4473	5074													
June	01-Jun	02-Jun	03-Jun	04-Jun	05-Jun	06-Jun	07-Jun	08-Jun	09-Jun	10-Jun	11-Jun	12-Jun	13-Jun	14-Jun	15-Jun	16-Jun	17-Jun	18-Jun	19-Jun	20-Jun	21-Jun	22-Jun	23-Jun	24-Jun	25-Jun	26-Jun	27-Jun	28-Jun	29-Jun	30-Jun														
2020	4854	4383	4197	4021	4321	4747	4130	4377	3922	3658	4421	4754	4599	4651	4311	4593	4632	4542	4540	5462	4252	4057	4232	4849	5182	5094	5051	4058	3936	4345														
2019	5632	5002	4626	4689	4469	4882	5515	5233	4847	5051	4801	4464	4312	5186	5438	4746	4759	4603	4895	4650	5317	5594	4766	4647	4690	5180	5071	5889	5759	4996														
July	01-Jul	02-Jul	03-Jul	04-Jul	05-Jul	06-Jul	07-Jul	08-Jul	09-Jul	10-Jul	11-Jul	12-Jul	13-Jul	14-Jul	15-Jul	16-Jul	17-Jul	18-Jul	19-Jul	20-Jul	21-Jul	22-Jul	23-Jul	24-Jul	25-Jul	26-Jul	27-Jul	28-Jul	29-Jul	30-Jul	31-Jul													
2020	3924	4388	4430	4765	3956	4557	4228	4148	4148	4464	5082	4537	4174	3895	3995	4292	4509	4815	4197	4225	4192	3985	4041	4706	4904	4276	3937	3948	4240	3915	5005													
2019	4918	4618	4819	4668	4995	5388	4988	4980	4432	4831	4877	5511	5565	5067	5332	5061	4581	4801	5032	5076	4591	4922	5203	5235	5489	5853	5519	5368	5052	4979	4902													
August	01-Aug	02-Aug	03-Aug	04-Aug	05-Aug	06-Aug	07-Aug	08-Aug	09-Aug	10-Aug	11-Aug	12-Aug	13-Aug	14-Aug	15-Aug	16-Aug	17-Aug	18-Aug	19-Aug	20-Aug	21-Aug	22-Aug	23-Aug	24-Aug	25-Aug	26-Aug	27-Aug	28-Aug	29-Aug	30-Aug	31-Aug													
2020	4804	4342	4167	3934	4019	4388	4630	5412	4783	4344	4417	5099	4554	5087	5331	4348	4091	4171	4258	4382	4848	5127	4264	4244	3888	3858	3958	4347	4677	4246	4059													
2019	4917	5761	5847	5195	4855	4674	4946	5020	5314	5673	4774	4872	4490	4505	4812	5165	5245	4660	4748	4590	4428	4507	5350	5821	5265	4712	4542	4692	4541	4998	5281													
September	01-Sep	02-Sep	03-Sep	04-Sep	05-Sep	06-Sep	07-Sep	08-Sep	09-Sep	10-Sep	11-Sep	12-Sep	13-Sep	14-Sep	15-Sep	16-Sep	17-Sep	18-Sep	19-Sep	20-Sep	21-Sep	22-Sep	23-Sep	24-Sep	25-Sep	26-Sep	27-Sep	28-Sep	29-Sep	30-Sep														
2020	4055	3766	3877	4451	4505	4135	4029	4123	4125	3959	4287	4450	4139	4076	4194	4202	4211	4868	5180	4253	4235	3871	4172	4027	4573	4792	4183	3937	4023	3942														
2019	5235	4408	4189	4177	4381	4858	5054	4626	4385	4232	4352	4424	4880	4984	4532	4475	4516	4709	4556	5200	5440	4422	4702	4509	4352	4367	4805	5319	4717	4625														
October	01-Oct	02-Oct	03-Oct	04-Oct	05-Oct	06-Oct	07-Oct	08-Oct	09-Oct	10-Oct	11-Oct	12-Oct	13-Oct	14-Oct	15-Oct	16-Oct	17-Oct	18-Oct	19-Oct	20-Oct	21-Oct	22-Oct	23-Oct	24-Oct	25-Oct	26-Oct	27-Oct	28-Oct	29-Oct	30-Oct	31-Oct													
2020	3921	4555	4363	4097	4180	4138	3953	3815	4396	4543	3939	3711	3889	3802	3942	4126	5004	3948	3717	3826	4145	3991	4473	4549	3994	4018	3520	3871	3692	4611	4898													
2019	4191	4392	4020	4670	4728	4125	4362	4193	4344	4454	5111	5030	4325	4702	4475	4495	4420	4846	4947	4566	4548	4185	4443	4298	4845	4631	4622	4435	4230	4225	4821													
November	01-Nov	02-Nov	03-Nov	04-Nov	05-Nov	06-Nov	07-Nov	08-Nov	09-Nov	10-Nov	11-Nov	12-Nov	13-Nov	14-Nov	15-Nov	16-Nov	17-Nov	18-Nov	19-Nov	20-Nov	21-Nov	22-Nov	23-Nov	24-Nov	25-Nov	26-Nov	27-Nov	28-Nov	29-Nov	30-Nov														
2020	4067	3916	3829	4096	4716	4762	4658	3718	4111	4000	3774	3889	4523	4427	3849	3847	3813	3773	3828	4426	4359	3563	3629	3613	3980	3786	4267	4345	3615	3719														
2019	4893	4796	4521	4548	5246	4461	4219	4785	4729	4207	4207	4125	4256	4203	4561	4615	4072	4123	3980	3956	4224	4499	4577	4113	4191	3984	4279	3984	4607	4438														
December	01-Dec	02-Dec	03-Dec	04-Dec	05-Dec	06-Dec	07-Dec	08-Dec	09-Dec	10-Dec	11-Dec	12-Dec	13-Dec	14-Dec	15-Dec	16-Dec	17-Dec	18-Dec	19-Dec	20-Dec	21-Dec	22-Dec	23-Dec	24-Dec	25-Dec	26-Dec	27-Dec	28-Dec	29-Dec	30-Dec	31-Dec													
2020	3887	3666	3597	4341	4331	3606	3644	3498	3604	3567	4104	4677	3508	3731	3647	3815	3754	4590	4237	3799	3841	3760	4024	3729	2863	3792	3277	3559	3829	3860	4255													
2019	4115	3958	4144	4025	4157	4458	4692	4480	4349	4056	3980	4068	4285	4329	3957	4174	4047	3983	4188	5037	4638	4116	4073	3789	3113	4019	4390	4213	4478	4330	4234													

Total	Total																																			
2021	128729																																			
2020	137243																																			
January	01-Jan	02-Jan	03-Jan	04-Jan	05-Jan	06-Jan	07-Jan	08-Jan	09-Jan	10-Jan	11-Jan	12-Jan	13-Jan	14-Jan	15-Jan	16-Jan	17-Jan	18-Jan	19-Jan	20-Jan	21-Jan	22-Jan	23-Jan	24-Jan	25-Jan	26-Jan	27-Jan	28-Jan	29-Jan	30-Jan	31-Jan					
2021	5135	4147	3676	3715	3406	3569	3387	3916	3812	3480	3490	3670	3648	3627	3981	4213	3711	3591	3572	3704	3660	4249	4397	3801	3673	3511	3514	3599	4028	4607	3830					
2020	5327	3477	4174	4015	3481	3796	3882	3950	4019	4217	4095	3731	4066	3635	3816	3924	4341	4624	3860	3878	3953	3956	3980	4487	4429	3986	4062	3785	3810	3783	4250					
February	01-Feb	02-Feb	03-Feb																																	
2021	3699	3288	3423																																	
2020	4481	3876	4097																																	

Note: No figures should be considered as Official Police Statistics. These may not yet have been verified or validated.

OFFICIAL



Total Absence (18th March 2020 — 3rd February 2021)

Total Absence Levels - Comparison of 2019 to 2021

																	March	18-Mar	19-Mar	20-Mar	21-Mar	22-Mar	23-Mar	24-Mar	25-Mar	26-Mar	27-Mar	28-Mar	29-Mar	30-Mar	31-Mar					
																	2020	1424	1725	2587	2681	2765	2926	3238	3460	3619	3669	3731	3745	3716	3688					
																	2019	977	979	964	963	973	971	961	951	985	1018	1007	1006	993	994					
April	01-Apr	02-Apr	03-Apr	04-Apr	05-Apr	06-Apr	07-Apr	08-Apr	09-Apr	10-Apr	11-Apr	12-Apr	13-Apr	14-Apr	15-Apr	16-Apr	17-Apr	18-Apr	19-Apr	20-Apr	21-Apr	22-Apr	23-Apr	24-Apr	25-Apr	26-Apr	27-Apr	28-Apr	29-Apr	30-Apr						
2020	3562	3421	3330	3258	3214	3114	2992	2871	2823	2730	2653	2619	2548	2440	2376	2347	2333	2301	2292	2268	2175	2105	2069	2015	1981	1954	1926	1870	1815	1783						
2019	987	995	983	985	976	965	968	978	993	1022	1006	1012	989	989	1000	1024	1024	1017	1006	993	988	981	992	988	1000	1000	988	984	963	978						
May	01-May	02-May	03-May	04-May	05-May	06-May	07-May	08-May	09-May	10-May	11-May	12-May	13-May	14-May	15-May	16-May	17-May	18-May	19-May	20-May	21-May	22-May	23-May	24-May	25-May	26-May	27-May	28-May	29-May	30-May	31-May					
2020	1779	1720	1709	1686	1626	1550	1486	1385	1293	1266	1249	1217	1194	1182	1137	1102	1081	1072	1060	1053	1043	1058	1046	1026	1006	984	970	963	974	960	931					
2019	973	981	986	999	987	1000	1022	1027	1037	1032	1030	1029	1025	1052	1054	1034	1031	1028	1023	1023	1058	1060	1062	1061	1071	1058	1044	1053	1069	1055	1044					
June	01-Jun	02-Jun	03-Jun	04-Jun	05-Jun	06-Jun	07-Jun	08-Jun	09-Jun	10-Jun	11-Jun	12-Jun	13-Jun	14-Jun	15-Jun	16-Jun	17-Jun	18-Jun	19-Jun	20-Jun	21-Jun	22-Jun	23-Jun	24-Jun	25-Jun	26-Jun	27-Jun	28-Jun	29-Jun	30-Jun						
2020	929	915	910	900	905	899	904	889	887	903	900	891	888	883	894	886	887	872	868	869	864	861	861	857	853	845	840	841	825	839						
2019	1037	1043	1041	1038	1067	1062	1052	1049	1023	1023	1020	1032	1036	1052	1049	1043	1038	1054	1056	1044	1053	1038	1035	1019	1033	1057	1066	1069	1056	1036						
July	01-Jul	02-Jul	03-Jul	04-Jul	05-Jul	06-Jul	07-Jul	08-Jul	09-Jul	10-Jul	11-Jul	12-Jul	13-Jul	14-Jul	15-Jul	16-Jul	17-Jul	18-Jul	19-Jul	20-Jul	21-Jul	22-Jul	23-Jul	24-Jul	25-Jul	26-Jul	27-Jul	28-Jul	29-Jul	30-Jul	31-Jul					
2020	823	826	831	842	832	815	801	806	810	819	823	818	810	809	808	798	811	794	787	796	800	802	804	814	809	806	801	821	826	831	867					
2019	1019	1015	1021	1034	1035	1038	1036	1015	1015	1022	1006	1025	1012	1007	985	981	970	987	1001	981	980	974	981	1005	1015	999	974	975	972	983	996					
August	01-Aug	02-Aug	03-Aug	04-Aug	05-Aug	06-Aug	07-Aug	08-Aug	09-Aug	10-Aug	11-Aug	12-Aug	13-Aug	14-Aug	15-Aug	16-Aug	17-Aug	18-Aug	19-Aug	20-Aug	21-Aug	22-Aug	23-Aug	24-Aug	25-Aug	26-Aug	27-Aug	28-Aug	29-Aug	30-Aug	31-Aug					
2020	838	835	804	806	804	811	814	810	822	822	811	821	836	829	830	824	819	846	866	878	913	913	908	898	994	1067	1074	1116	1151	1115	1059					
2019	985	979	967	959	948	964	976	993	1025	1023	1019	1021	1023	1021	1037	1031	1027	1020	999	1004	1036	1054	1059	1058	1055	1051	1052	1072	1054	1072	1061					
September	01-Sep	02-Sep	03-Sep	04-Sep	05-Sep	06-Sep	07-Sep	08-Sep	09-Sep	10-Sep	11-Sep	12-Sep	13-Sep	14-Sep	15-Sep	16-Sep	17-Sep	18-Sep	19-Sep	20-Sep	21-Sep	22-Sep	23-Sep	24-Sep	25-Sep	26-Sep	27-Sep	28-Sep	29-Sep	30-Sep						
2020	1050	1059	1048	1051	1031	1038	1013	1018	1046	1068	1085	1097	1097	1088	1184	1191	1181	1176	1166	1166	1155	1158	1139	1108	1119	1129	1129	1136	1153	1214						
2019	1047	1051	1063	1073	1075	1090	1083	1078	1061	1073	1102	1078	1095	1082	1078	1067	1097	1105	1102	1111	1106	1092	1091	1110	1112	1100	1099	1073	1062	1300						
October	01-Oct	02-Oct	03-Oct	04-Oct	05-Oct	06-Oct	07-Oct	08-Oct	09-Oct	10-Oct	11-Oct	12-Oct	13-Oct	14-Oct	15-Oct	16-Oct	17-Oct	18-Oct	19-Oct	20-Oct	21-Oct	22-Oct	23-Oct	24-Oct	25-Oct	26-Oct	27-Oct	28-Oct	29-Oct	30-Oct	31-Oct					
2020	1218	1212	1210	1203	1186	1206	1216	1241	1227	1210	1235	1246	1299	1345	1377	1434	1448	1449	1426	1456	1444	1444	1425	1382	1385	1388	1422	1446	1418	1457	1407					
2019	1066	1068	1098	1087	1107	1102	1102	1115	1118	1115	1106	1096	1087	1089	1089	1103	1093	1089	1076	1076	1092	1084	1099	1111	1128	1113	1097	1110	1116	1123	1142					
November	01-Nov	02-Nov	03-Nov	04-Nov	05-Nov	06-Nov	07-Nov	08-Nov	09-Nov	10-Nov	11-Nov	12-Nov	13-Nov	14-Nov	15-Nov	16-Nov	17-Nov	18-Nov	19-Nov	20-Nov	21-Nov	22-Nov	23-Nov	24-Nov	25-Nov	26-Nov	27-Nov	28-Nov	29-Nov	30-Nov						
2020	1414	1433	1397	1430	1439	1450	1450	1431	1418	1463	1458	1452	1482	1459	1451	1410	1401	1366	1354	1382	1379	1366	1351	1352	1373	1404	1396	1345	1332	1320						
2019	1142	1163	1149	1155	1178	1186	1171	1155	1149	1150	1148	1191	1211	1200	1202	1195	1160	1152	1165	1188	1194	1198	1199	1204	1194	1211	1217	1209	1229	1212						
December	01-Dec	02-Dec	03-Dec	04-Dec	05-Dec	06-Dec	07-Dec	08-Dec	09-Dec	10-Dec	11-Dec	12-Dec	13-Dec	14-Dec	15-Dec	16-Dec	17-Dec	18-Dec	19-Dec	20-Dec	21-Dec	22-Dec	23-Dec	24-Dec	25-Dec	26-Dec	27-Dec	28-Dec	29-Dec	30-Dec	31-Dec					
2020	1322	1290	1296	1284	1263	1267	1270	1284	1333	1314	1344	1349	1372	1376	1348	1392	1411	1420	1401	1397	1406	1341	1340	1294	1286	1259	1269	1303	1382	1441	1460					
2019	1228	1206	1248	1273	1259	1269	1230	1207	1210	1250	1264	1277	1282	1270	1242	1212	1247	1301	1323	1313	1293	1254	1197	1152	1072	1056	1119	1185	1207	1223	1205					
January	01-Jan	02-Jan	03-Jan	04-Jan	05-Jan	06-Jan	07-Jan	08-Jan	09-Jan	10-Jan	11-Jan	12-Jan	13-Jan	14-Jan	15-Jan	16-Jan	17-Jan	18-Jan	19-Jan	20-Jan	21-Jan	22-Jan	23-Jan	24-Jan	25-Jan	26-Jan	27-Jan	28-Jan	29-Jan	30-Jan	31-Jan					
2021	1502	1475	1520	1553	1621	1643	1641	1640	1613	1614	1626	1615	1574	1588	1603	1514	1546	1503	1509	1493	1462	1465	1419	1424	1373	1335	1307	1293	1284	1252	1236					
2020	1166	1163	1178	1223	1216	1230	1264	1275	1243	1236	1202	1170	1144	1148	1151	1153	1145	1115	1128	1140	1166	1186	1187	1197	1187	1183	1169	1170	1179	1195	1184					
February	01-Feb	02-Feb	03-Feb																																	
2021	1206	1200	1175																																	
2020	1141	1141	1130																																	

No figures should be considered as Official Police Statistics. These may not yet have been verified or validated.

OFFICIAL