



<b>Report To:</b>	<b>SPA Board Members</b>		
<b>Meeting Date:</b>		<b>Agenda Item:</b>	
<b>Report Title:</b>	<b>Operation Talla Weekly Update</b>		
<b>Sponsored by:</b>		<b>Presented by:</b>	<b>DCC Graham</b>
<b>Appendix Attached:</b>	<b>APPENDIX A – Weekly COVID-19 Bulletin</b>		
<b>Report Classification</b>			
<b>Police Scotland:</b>	<b>For Noting</b>		
<b>SPA:</b>	<b>For Noting</b>		
<b>EXECUTIVE SUMMARY</b>			
<b>1.</b>	<b>Purpose</b>		
1.1	<p>This paper provides the Scottish Police Authority (SPA) with a weekly update on policing changes seen during Operation TALLA, Police Scotland's COVID-19 response.</p> <p>This report contains the preceding week's information and data on changing demands within the service centre, incident attendance and crime. It will also consider our COVID-19 response including our use of the emergency legislation and how we are assisting our officers and staff welfare throughout these challenging times.</p> <p>This update will have a reporting period of Thursday to Wednesday. For the purpose of this report, the week of Thursday 3 December 2020 to Wednesday 9 December 2020 is considered.</p>		
<b>2.</b>	<b>Decision Requested</b>		
2.1	N/A		
<b>3.</b>	<b>Recommendation</b>		
3.1	N/A		
<b>4.</b>	<b>Alignment to Police Scotland Strategic Outcomes</b>		
4.1	<p>This report aligns to both Police Scotland's Strategic Outcomes and the Operation TALLA Strategic Objectives as set out by DCC Malcolm Graham.</p> <p>This report discusses the flexible and adaptable response to the challenges posed by COVID-19 by Police Scotland (SO1, SO2 and SO5). It further highlights the activities undertaken by Police Scotland to protect our people (SO4). The levels of intervention activity discussed in the report serve to protect our communities from COVID-19 (SO1, SO2). The frequent, transparent publication of papers, such as this, and those published on the Police Scotland website provide engagement with communities, to maintain trust and confidence (SO3).</p>		

5.	Main Report
----	-------------

**5.1 CURRENT LANDSCAPE**

Scotland continues to operate under the level or tiered system approach, which includes enforceable travel regulations for those local authorities subject to level 3 and 4 restrictions.

Levels across local authorities remain identical to last week; however, the First Minister of Scotland has announced forthcoming changes on Friday 11 December 2020 with level 4 areas moving down to level 3. Three local authority areas will move from level 3 to level 2 and two will move from level 2 to level 1.

The announcement that Scotland would join with the other nations in the United Kingdom in the lifting of restrictions over the Christmas period for five days remains the intention; however, the First Minister continues to ask the public to exercise caution when considering the mixing of households, to use technology or meet outdoors for contact wherever possible in order to limit the number of interactions and further spread of the virus. A media campaign has been implemented to reinforce this message.

Coronavirus is still having an impact on absence levels across the organisation; however, they continue to be internally managed by each local policing division, albeit they appear to be on a generally downward trend. Absence levels and trends are monitored closely in order to mitigate risk and address any emerging resourcing demands in early course. Police Scotland’s Outbreak Management Team (OMT) remains in place, providing an internal ‘track and trace’ function and advice to police officers and staff, as well as engaging with divisions to assist in limiting any spread of coronavirus throughout the organisation. Learning opportunities from previous outbreaks are being identified and collated by the team and these will be communicated across all divisions and departments.

Police Scotland’s approach remains unchanged through the implementation of the level system and continues to promote ‘Engage, Explain and Encourage’ methods prior to ‘Enforcement’ action being taken against apparent breaches of legislation. It remains the position that officers may move more quickly through the 4E process if they perceive that persons are engaging in a blatant, conscious and inexcusable breach of regulations, involving repeat loci or individuals and whether an absence of enforcement would damage public confidence in policing.

**5.2 SERVICE CENTRE DEMAND**

In the last week, the volume of 101 calls answered reduced by 3% from last week’s figure whilst the volume of 999 calls has decreased by 6%. 101 calls answered continue to trend at lower levels than the same time last year, being 7% lower. 999 calls are 23% lower when compared with the same week last year.

### **5.3 INCIDENT DEMAND**

Total incident volume has decreased by 4% from last week's figure and by around 14% when compared to the same dates in 2019. Public nuisance incidents have dropped 18%, whilst noise and disturbance incidents have decreased by approximately 10% and 12% respectively.

When referenced against 2019 figures, disturbance incidents have dropped 33%, whereas noise incidents are greater by 18% and public nuisance incidents have increased by almost 100%. This increase in public nuisance calls may be attributed to the implementation of coronavirus legislation and the majority of reports received by the public concerning breaches of these regulations, being coded accordingly as 'public nuisance' incidents by Contact, Command and Control.

### **5.4 CRIME**

Crime volume continues to remain lower than seasonal average. Overall crime in the last week is at a lower level than a comparable period last year. Ten of the thirteen police divisions have experienced lower crime volume than the same period last year; however, Forth Valley, Argyll & West Dunbartonshire and Fife divisions have all seen a slight increase on last year's equivalent figures.

The collective volume of recorded crimes for every crime group, with the exception of Group 5 crimes, are lower when compared to last year. The cumulative crime demand in every division is lower when compared to the previous year.

### **5.5 COVID-19 INTERVENTION ACTIVITY**

As stated above, Police Scotland's approach to the use of COVID-19 legislation remains to firstly engage with people, explain the provisions and encourage them to comply with the necessary restrictions, with enforcement action being taken where there are found to be flagrant and blatant breaches of legislation.

Incidents requiring COVID-19 interventions by officers have decreased by about 25% on the preceding week. 73% of the 1,363 interventions recorded on the CVI system this week took place within private dwellings which is a slight rise on last week's 67%.

Since quarantine regulations came into force on travellers entering Scotland from out with the UK on the 15 June, up to and including 9 December 2020, Police Scotland have received 2630 referrals from Public Health Scotland (PHS) relating to potential breaches of quarantine, 581 of which were dealt with by the resolution team and 502 of which have been dealt with by local policing. 1547 referrals were weeded prior to an incident being raised. In respect of resolved referrals, 80% of the foreign travellers were found to be complying with quarantine restrictions. In the majority of the remaining referrals, the travellers have been untraced due to a variety of reasons such as inaccurate data provided to PHS or the expiration of the quarantine period prior to persons being traced.

## OFFICIAL

There have been 13 FPN issued in relation to breaches of quarantine regulations generated from Home Office or Public Health Scotland referrals and one report to the Crown Office and Procurator Fiscal Service (COPFS).

### 5.6 ABSENCE

General employee absence levels have increased slightly this week; however, although still fluctuating, there have been a few occasions whereby the number has fallen below last year's levels. This week, there have been a limited number of COVID-19 outbreaks cases recorded, along with the associated absence due to contact / trace requirements. Divisions and departments are still coping locally with outbreaks and contact/tracing requirements. Absences related specifically to COVID-19 have also suffered a slight rise and are currently at **388** from 379.

### 5.7 OUTBREAK MANAGEMENT TEAM

Police Scotland's Outbreak Management Team (OMT) respond to and investigate positive cases amongst officers and staff and work in conjunction with the national NHS Test & Protect network to arrive at proportionate, balanced decisions on the identification of individuals at risk after close contact with a positive case and any requirement for self-isolation. This, following consideration of all operational circumstances, the use of PPE and other safety measures, has enabled the safe retention of officers and staff in the workplace and the self-isolation of those agreed to be at heightened risk. The team's work will continue to capture information and the circumstances in respect of specific outbreaks in order that procedures can be reviewed and additional safety measures cascaded and implemented as required.

From inception until 9 December 2020, the OMT has reviewed 328 cases and, from these, 446 individuals have tested positive for COVID-19. The work of the OMT has led them to trace 452 individuals who have required to isolate, whilst the NHS has traced 228 individuals. The NHS mobile application has traced a further 126 individuals. On average, each case leads to 3.5 absences. The work of the OMT has also led to the identification of 66 individuals who had initially been required to self-isolate and were able to return to work.

### 5.8 COVID-19 NEAR MISSES

'Near miss' forms in the context of the pandemic situation may be submitted for a variety of reasons e.g. when officers are potentially exposed to COVID-19 whilst not wearing PPE, where PPE malfunctions, or in any other instance an officer feels a risk to themselves in a specific occurrence relating to COVID-19. This can occur due to the reactive nature of policing, as well as being influenced by training levels and supply of PPE.

The most current 'near miss' figures available for the dates 1 December 2020 until 7 December 2020 confirm that **72** forms were submitted. This is a slight increase from the 69 last week.

## 5.9 GATHERINGS IN PRIVATE DWELLINGS

Scottish Government commissioned data suggests that spread in and between households continues to drive much of the transmission of COVID-19. This analysis has guided the decision to introduce national measures to prevent persons visiting other households in higher risk areas.

Police Scotland have undertaken an assessment of the demand posed by dwelling house gatherings. It should be noted that the methodology of counting of house gatherings is designed to quantify the number of times officers have had to enter a private dwelling or private garden to investigate suspected breach of legislation or guidance, due to the increased risks of COVID transmission associated with these environments; therefore, if officers do not physically attend, or indeed gain entry to the dwelling or garden, this will not be included as a house gathering as there is no evidence there has been one and no increased risk to officers. Information gathered is indicative and should not be considered police statistics.

Indicative figures from the week of 3 December 2020 until 9 December 2020, suggest that Police Scotland attended over 221 occurrences of house gatherings throughout the force area, a 29% reduction from the 311 attended the previous week; however, enforcement levels have risen from 184 FPN and 10 arrests last week, to 306 FPN and 12 arrests this week.

Notable incidents over the past week include:

### **Argyll and West Dunbartonshire**

**(05/12/2020)** Report of a noisy party. Householder had left 17 year old daughter at home and she stated that friends had invited themselves in and refused to leave. Officers assessed that explanation was genuine and that she was upset by the actions of her friends. All non-residents were given advice and dispersed.

### **Ayrshire Division**

**(05/12/2020)** Report received from owners of an Airbnb rental that they had attended at their property to check all was well with their guests and found an ongoing party of approximately 100 persons. Police attended and persons dispersed of their own accord. Enquiries ongoing to identify organiser.

### **Dumfries & Galloway Division**

**(05/12/2020)** Report of an ongoing party in Dumfries. Officers attended and found a birthday party in progress. 4 non-residents were asked to leave and they complied.

### **Edinburgh City Division**

**(05/12/2020)** Officers attended a report of noisy party and found 45 students within, drinking and failing to social distance. 40 students complied with officers' request to disperse and the 5 householders were issued with FPN.

## **OFFICIAL**

### **Forth Valley Division**

**(05/12/2020)** Report of a noisy party at dwelling house. Officers attended and found approximately 20 persons within. Householders charged with Culpable and Reckless Conduct and 15 FPN issued.

### **Greater Glasgow Division**

**(05/12/2020)** Officers attended and noted approximately 100 persons within the grounds of student accommodation. Officers dispersed all persons who then returned to their own residences.

### **Highlands and Islands Division**

**(06/12/2020)** Report of garden party received. Officers attended and found 10 persons, 8 of which were non-residents. All were dispersed and 2 householders warned.

### **Lanarkshire Division**

**(04/12/2020)** Numerous reports received regarding a house party with fireworks being sent off from garden. Police attended and several persons ejected. 7 FPN issued

### **Lothians and Scottish Borders Division**

**(05/12/2020)** Report of noisy party at address. Police attended and observed several persons within; however, occupiers stated that they had lost the house keys. Officers entered via a window and dispersed 20 visitors to the address. One male was issued an FPN as he refused to desist.

### **North East Division**

**(05/12/2020)** Report of an ongoing party. On police attendance, persons left; however, they were then observed by officers returning to the address. They were dispersed for a second time and the householder issued with an FPN.

### **Renfrewshire & Inverclyde Division**

**(05/12/2020)** Police were requested to attend an address in respect of a party being held in the garden. Officers attended and observed an 18<sup>th</sup> birthday party in progress, organised for the householder's son. Householder stated that all persons were socially distancing. They were reminded of current guidance and persons dispersed. Householders were apologetic

### **Tayside Division**

**(03/12/2020)** Report of a disturbance within an address. Officers attended and traced householder and a non-resident. Both issued with FPN.

## **5.10 TRAVEL REGULATIONS**

At 1800 hours on Friday 20 November 2020, legislative travel restrictions were introduced across local authorities subject to levels 3 and 4 restrictions. The following data comprises travel regulations interventions from 3 December until 9 December 2020 inclusive.

Police Scotland has carried out 40 interventions and issued 21 FPN in respect of travel regulations within the time frame referenced.

Notable incidents during this period include:

### **Dumfries & Galloway Division**

**(05/12/2020)** Report received of persons attending holiday rental accommodation. Officers attended and found that persons from 4 different households in Ayrshire had rented the property to hold a birthday party. 4 FPN issued.

### **Greater Glasgow Division**

**(02/12/2020)** Officers stopped a vehicle owing to a defective rear light and manner of driving. Driver and passenger disclosed they had travelled from Sunderland to collect scrap metal. Both issued with FPN.

### **Lothians & Scottish Borders Division**

**(06/12/2020)** Male from Berwick-upon-Tweed was found under the influence was spoken to by officers twice during the day. On the first occasion, he was given an explanation of travel regulations and encouraged to return home. On the second occasion, he was issued an FPN and returned home by officers.

### **Renfrewshire & Inverclyde Division**

**(06/11/2020)** Report of intoxicated males causing a disturbance in the street. Officers attended and traced two males from the Glasgow area. Both issue with FPN.

## **5.11 SUBMISSION**

This report is submitted to the SPA for information and consideration.

Appendix A – COVID-19 Weekly Bulletin contains the information which will be released publically by Police Scotland. This information will continue to be released weekly and will synchronise with the weekly SPA reporting for consistent, single data timelines.



# COVID-19 WEEKLY BULLETIN

## 3<sup>rd</sup> December – 9<sup>th</sup> December 2020

SERVING A  
CHANGING SCOTLAND



SCOTTISH POLICE  
AUTHORITY

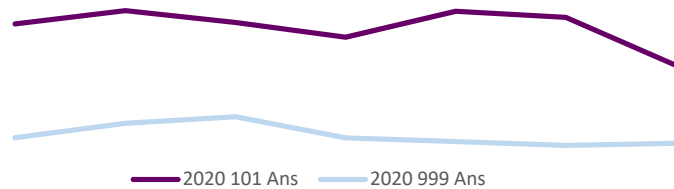
No figures should be considered as Official Police Statistics. These may not yet have been verified or validated.

OFFICIAL



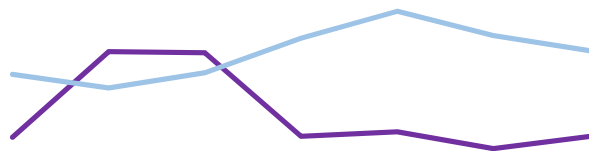
## Service Centre Demand

The volume of 101 and 999 calls answered showed consistent levels for most of the week however 101 calls show a reduction between 5<sup>th</sup> – 6<sup>th</sup> Dec.



## Incident Demand

Incident volume throughout the last week was approximately 12% lower when compared to the same time last year.



## Gatherings in Private Dwellings

From 28/08/2020 – 09/12/2020

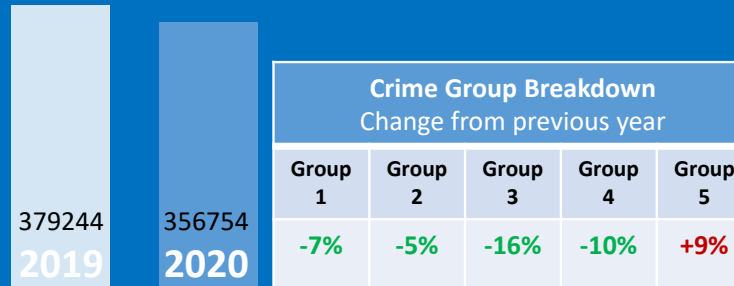
**5460** Attended reports of House Party

**3060** House Parties Dispersed

## Crime

Crime Volume (9 March – Present compared to Previous Year)


Crime has continued to trend at levels lower than the seasonal average, and total crime volume year to date continues to remain lower (6%) than last year.



## 7913 Offences under COVID Legislation

Recorded COVID Charges are pulled from Police Scotland CRIME systems rather than CVI. Enforcement activity includes Fixed Penalty Notices and offences recorded on Police Scotland's Crime Recording System

## Absence

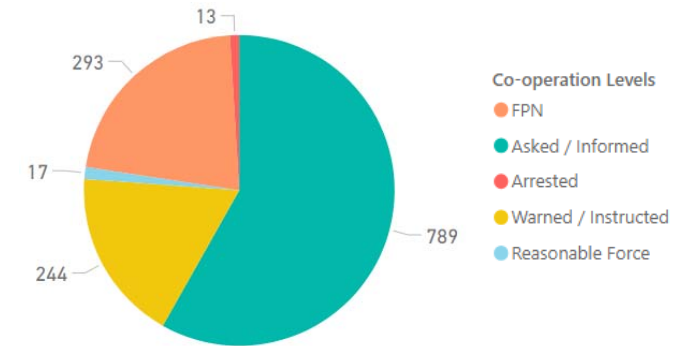


Absences throughout the week continues to trend above levels when compared to 2019.

## Coronavirus Legislation

Co-operation with new Coronavirus Legislation

The below chart is indicative of the co-operation levels experienced by police over the last 7 days. The majority of interactions between police and the public continue to be resolved without enforcement.



## Quarantine Referrals to 9<sup>th</sup> December

Public Health Scotland Travel Regs. Referrals	2630
Investigated by Resolution Team	581
Investigated by Local Policing	502
Investigations Ongoing	0
Weeded prior to investigation	1547
<b>Travel Reg. offences resulting in FPN or SPR</b>	<b>14</b>

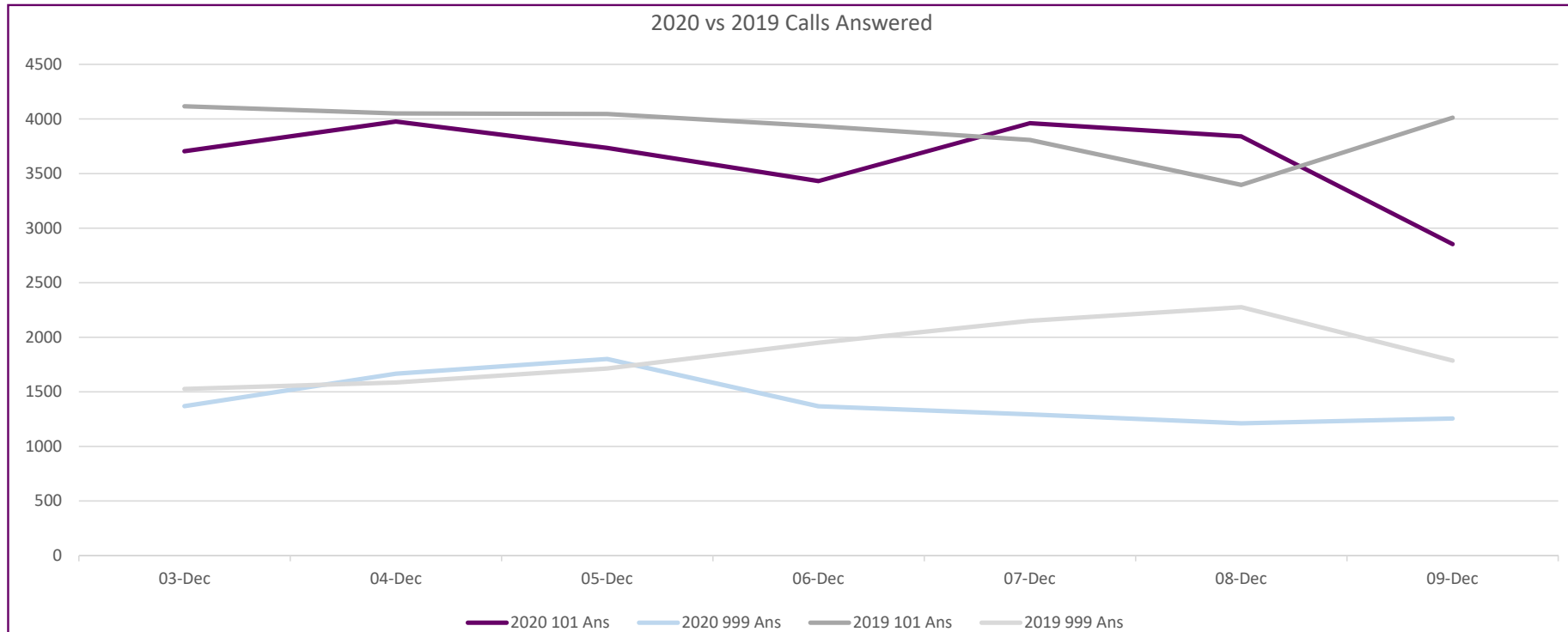
Note: The referral figures are a count of reports submitted to Police Scotland. These will therefore vary from counts of the number of individuals. FPNs may be derived from PHS, Home Office Referrals or from operational incidents.

No figures should be considered as Official Police Statistics. These may not yet have been verified or validated.

OFFICIAL



## Weekly Service Centre Demand (3<sup>rd</sup> – 9<sup>th</sup> December 2020)



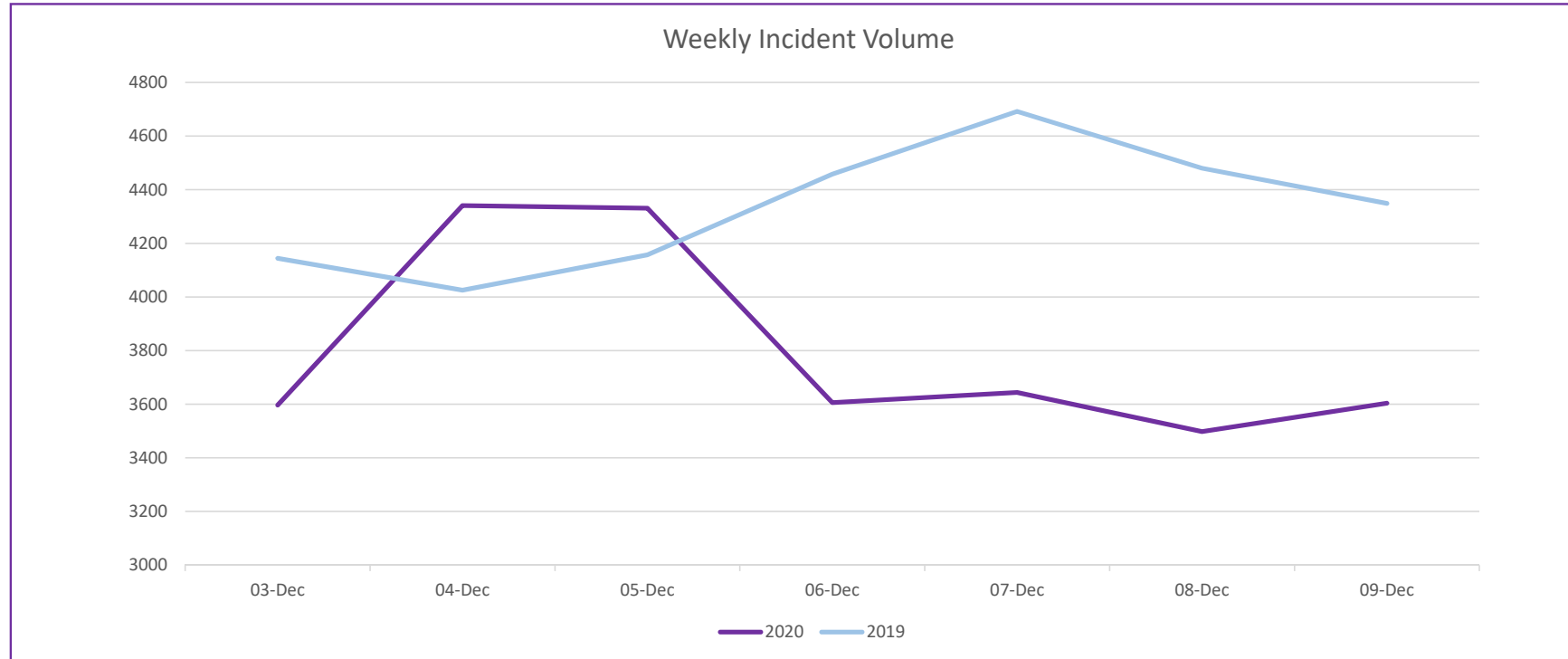
	03-Dec	04-Dec	05-Dec	06-Dec	07-Dec	08-Dec	09-Dec	Total
<b>2020 101 Ans</b>	3705	3977	3735	3432	3962	3840	2853	<b>25,504</b>
<b>2020 999 Ans</b>	1369	1666	1801	1367	1293	1212	1255	<b>9,963</b>
<b>2019 101 Ans</b>	4,117	4,051	4,046	3,935	3,808	3,396	4,012	<b>27,365</b>
<b>2019 999 Ans</b>	1526	1586	1714	1949	2151	2276	1786	<b>12,988</b>

No figures should be considered as Official Police Statistics. These may not yet have been verified or validated.

OFFICIAL



## Weekly Incident Demand (3<sup>rd</sup> – 9<sup>th</sup> December 2020)



	03-Dec	04-Dec	05-Dec	06-Dec	07-Dec	08-Dec	09-Dec	Total
2020	3597	4341	4331	3606	3644	3498	3604	26621
2019	4144	4025	4157	4458	4692	4480	4349	30305

No figures should be considered as Official Police Statistics. These may not yet have been verified or validated.

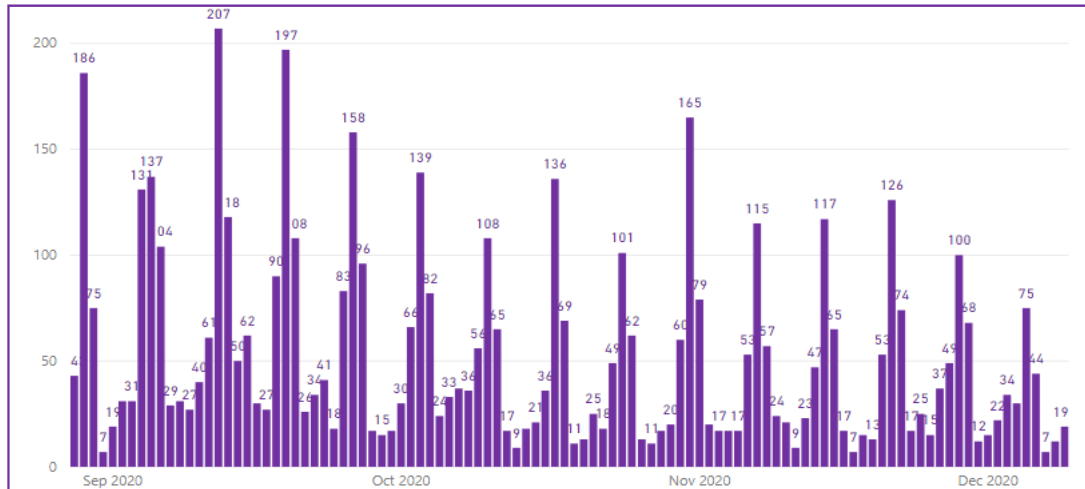
OFFICIAL



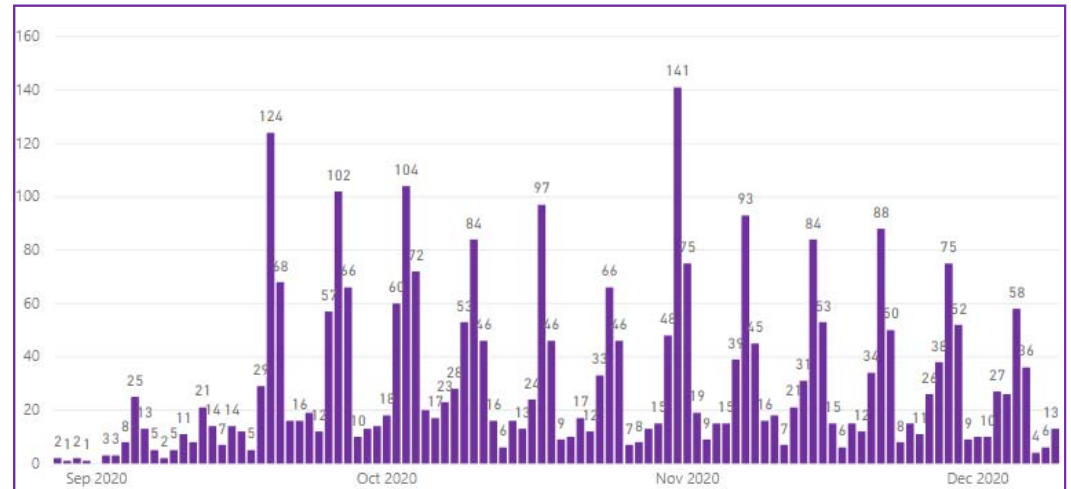
# Incident Demand – House Gatherings (28<sup>th</sup> August – 6<sup>th</sup> December 2020)

From Friday 28<sup>th</sup> August 2020, additional monitoring of ‘house gatherings’ incidents has taken place. This will be reported weekly going forward.

**Attended ‘House Gatherings’ Incidents**



**Attended ‘House Gatherings’ Breaching Restrictions**



Totals	28 Aug – 9 Dec	3 – 9 Dec
No. of House Gatherings Attended	5460	221
No. of House Gatherings Breaching Restrictions	3060	170
No. of FPNs issued	2650	306
No. of Arrests	181	12

The figures contained within this slide originate from storm incident reviews and free-text local policing returns to provide the most comprehensive view of house gatherings possible.

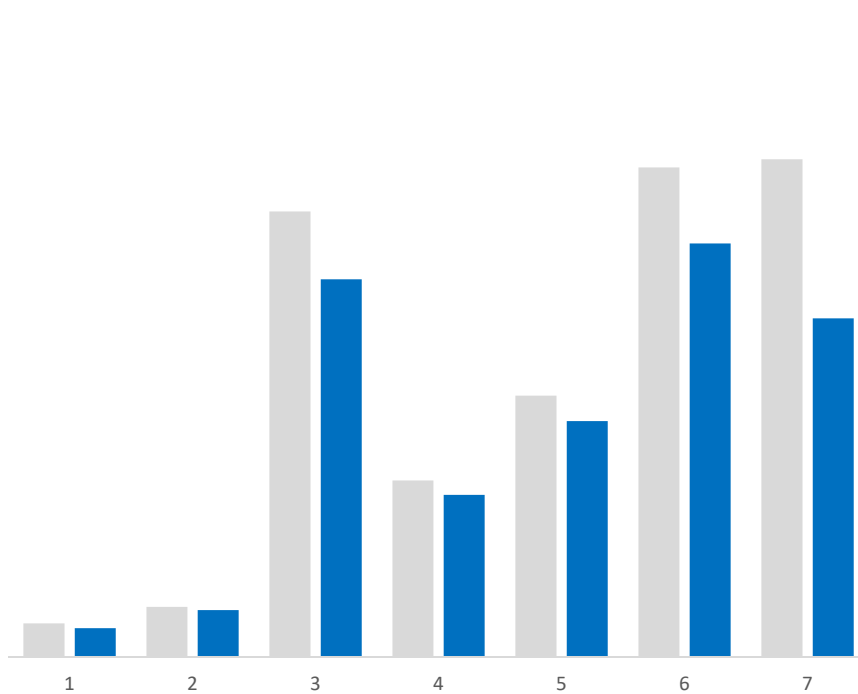
Note: No figures should be considered as Official Police Statistics. These may not yet have been verified or validated.



# Weekly Crime Demand (30<sup>th</sup> November – 6<sup>th</sup> December 2020)

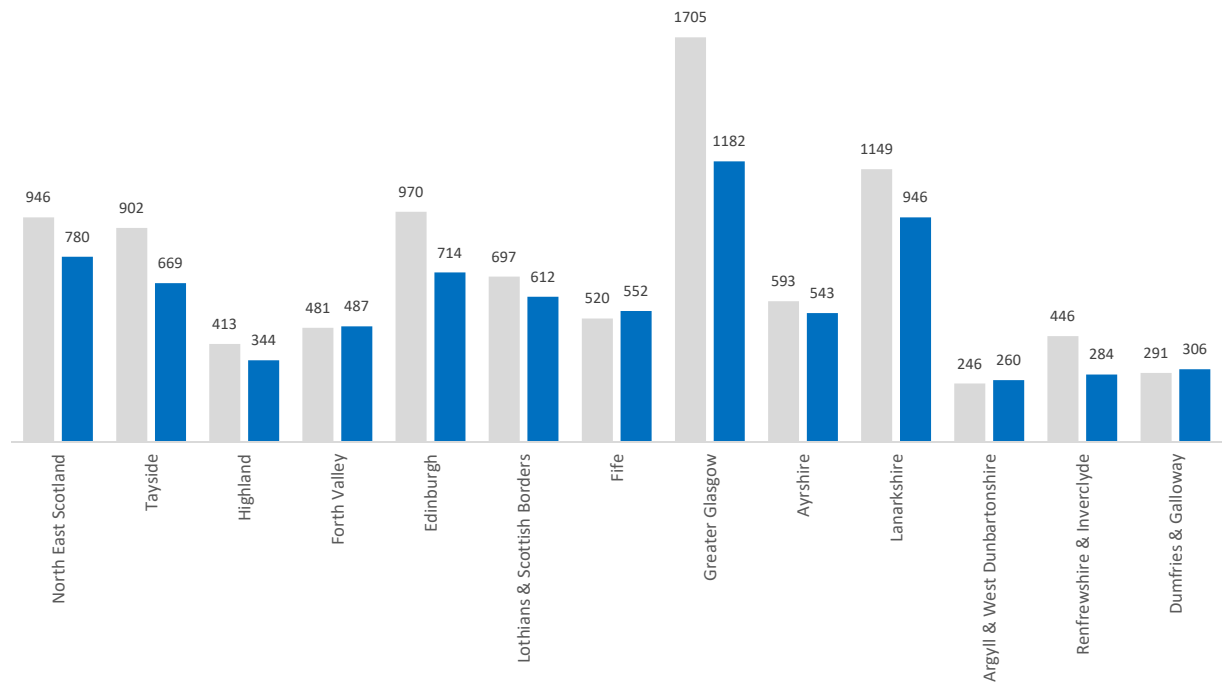
Weekly Crime by Group

■ 2019/20 ■ 2020/21



Weekly Crime by Division

■ 2019/20 ■ 2020/21



Crime Group	1	2	3	4	5	6	7	Total
2019/20	160	239	2134	845	1252	2345	2384	<b>9359</b>
2020/21	137	224	1809	776	1130	1981	1622	<b>7679</b>

All Crime Groups show a decrease in volume when the preceding weeks volume is compared to the same period in 2019.

The majority of divisions this week have noted a decrease in crime volumes, however, Forth Valley, Fife, Fife and Dumfries and Galloway show an increase.

More information regarding Crime Groups can be found [via this link](#)

No figures should be considered as Official Police Statistics. These may not yet have been verified or validated.

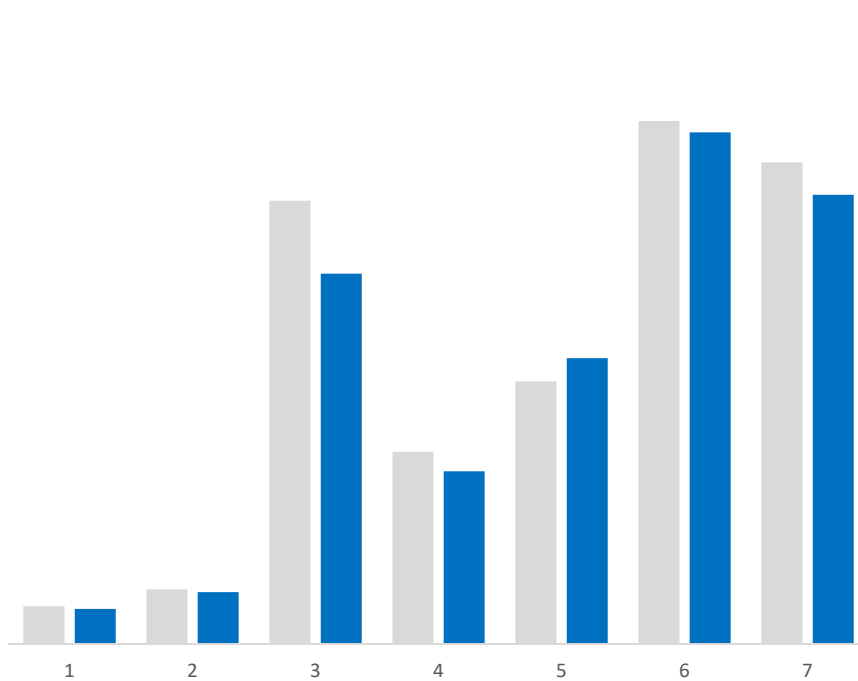
OFFICIAL



# Cumulative Crime Demand (16<sup>th</sup> March – 6<sup>th</sup> December 2020)

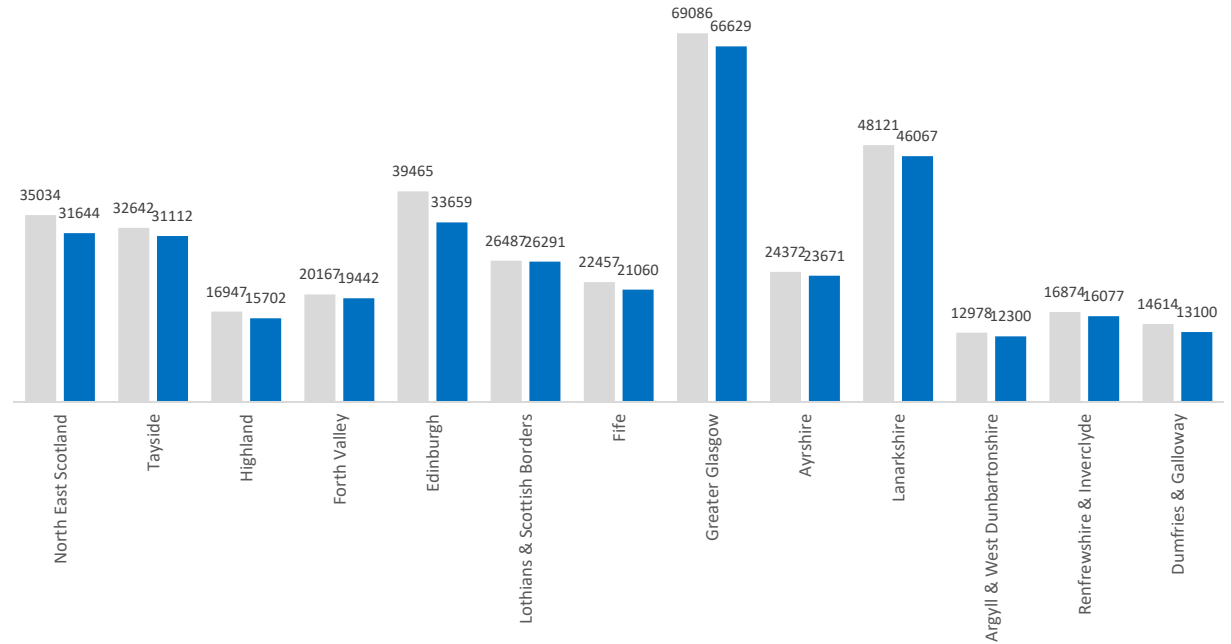
Total Crime by Group

■ 2019/20 ■ 2020/21



Total Crime by Division

■ 2019/20 ■ 2020/21



Crime Group	1	2	3	4	5	6	7	Total
2019/20	7158	10354	84278	36528	49915	99434	91577	<b>379244</b>
2020/21	6644	9844	70409	32802	54347	97290	85418	<b>356754</b>

All Crime Groups (with the exception of Group 5) show a decrease in volume when compared to the same period in 2019.  
All Divisions continue to show a cumulative decrease in volume when compared to the same time period in 2019.

More information regarding Crime Groups can be found [via this link](#)

No figures should be considered as Official Police Statistics. These may not yet have been verified or validated.

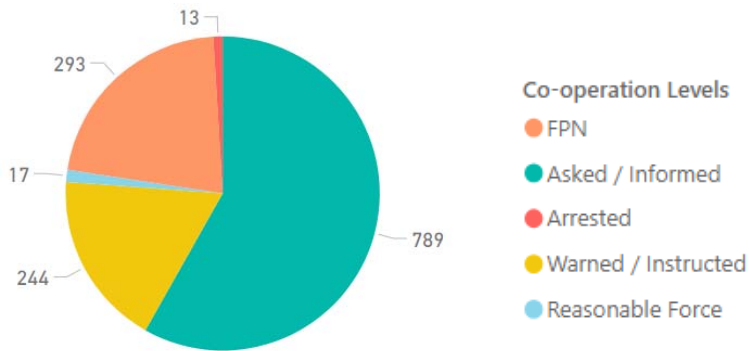
OFFICIAL



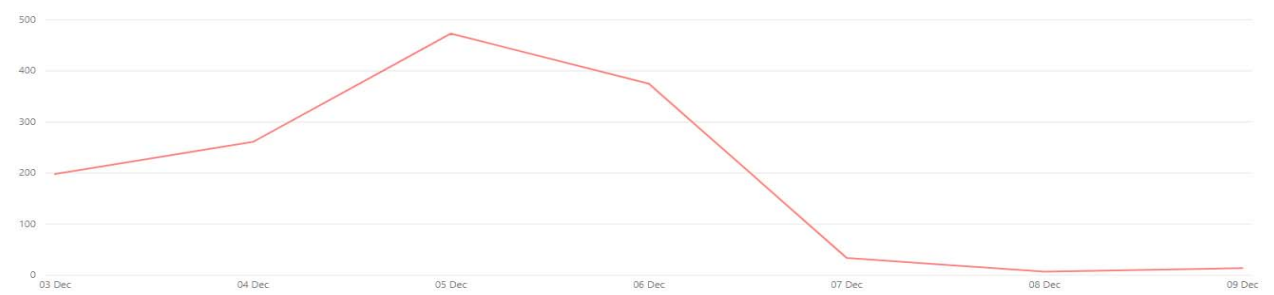


# Weekly Legislation Co-operation (3rd December – 9th December)

### Weekly Cooperation Levels

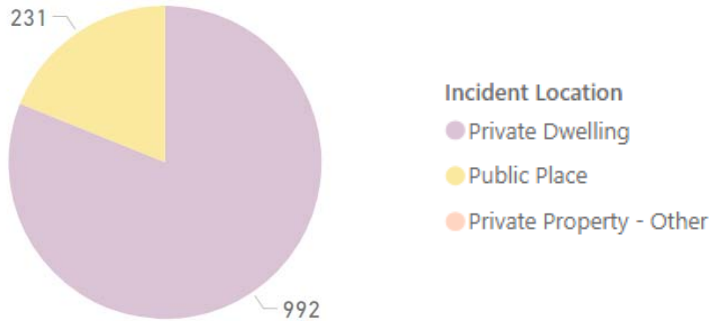


### Interaction Totals (Preceding Week)

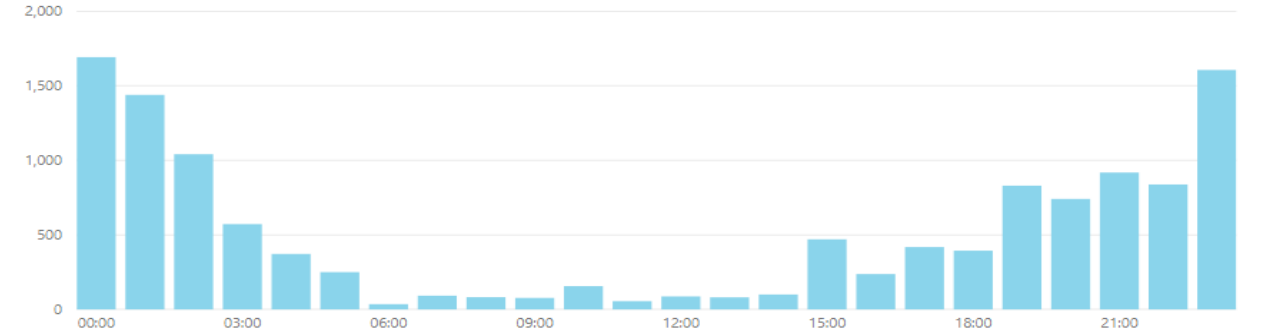


An 'interaction' is any instance where a Police Officer has reason to engage with a person who is not conforming with Legislation. Only when all efforts to encourage co-operation fail will Police Officers resort to enforcement.

### Weekly Intervention Locations



### Interaction Times (Preceding Week)



In response to the introduction of The Health Protection (Coronavirus) (Restrictions) (Scotland) Regulations 2020 and Coronavirus Act 2020, Police Scotland developed a 'Coronavirus Interventions' (CVI) recording system. This system allowed Police Scotland to begin gathering data in relation to the public co-operation levels with the new legislation. This system relies on Police Officers manually updating the system with the co-operation level when they encounter an individual in contravention of the new legislation. This slide includes all offence types – Face-Coverings, Quarantine, Travel Restrictions and Gatherings.

**Due to the manual input required to form this data set, the contents of this slide are indicative only. Actual figures will differ from those recorded on Crime Systems (please see slide 11), may be subject to change, and cannot be considered Official Police Statistics. They do provide an indication of the public co-operation levels across Scotland.**

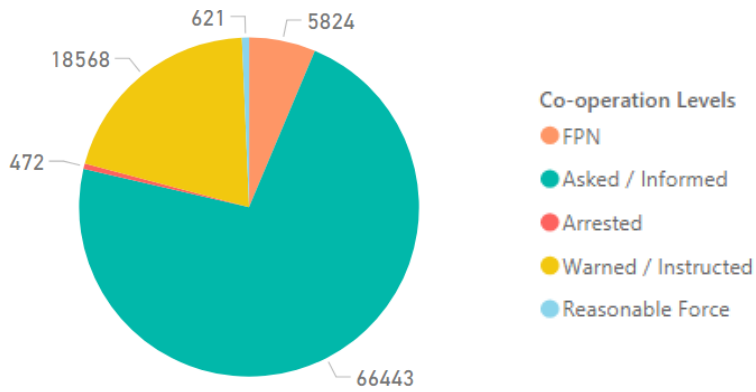
No figures should be considered as Official Police Statistics. These may not yet have been verified or validated.

OFFICIAL

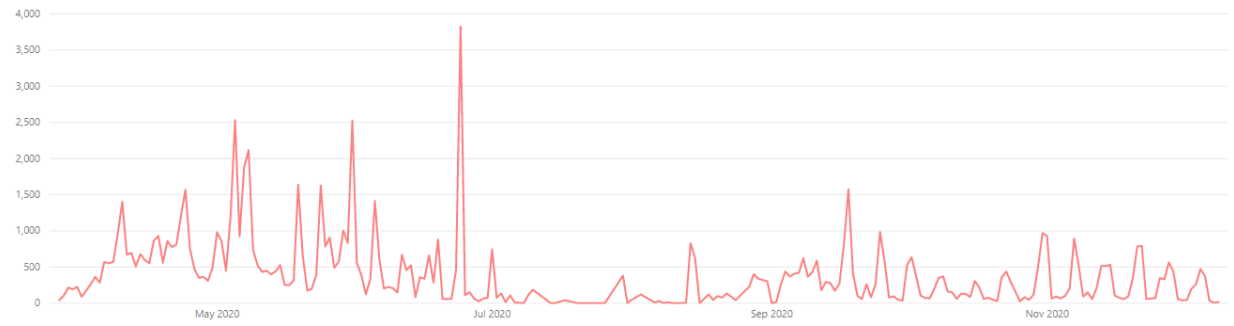


# Coronavirus Legislation Co-operation (27<sup>th</sup> March – 9<sup>th</sup> December 2020)

### All Time Cooperation Levels

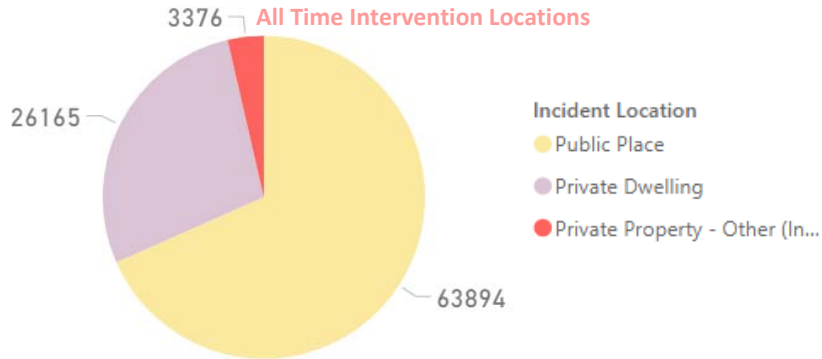


### Interaction Totals (All Time)

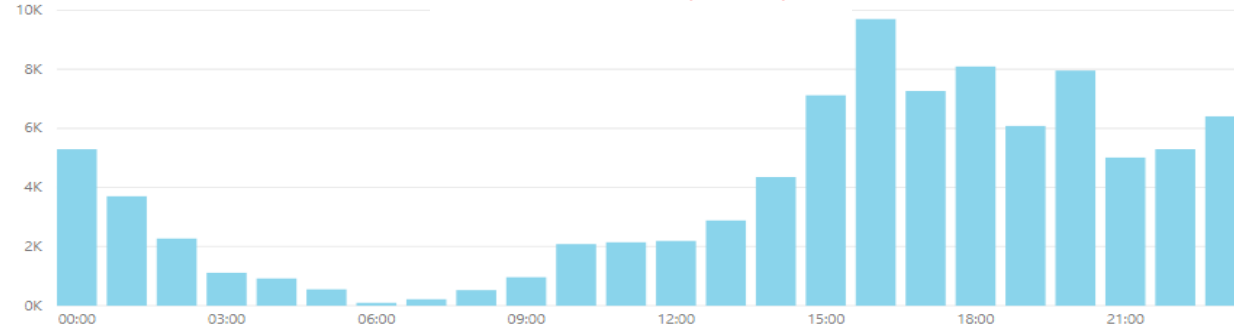


An 'interaction' is any instance where a Police Officer has reason to engage with a person who is not conforming with Legislation. Only when all efforts to encourage co-operation fail will Police Officers resort to enforcement.

### All Time Intervention Locations



### Interaction Times (All Time)



In response to the introduction of The Health Protection (Coronavirus) (Restrictions) (Scotland) Regulations 2020 and Coronavirus Act 2020, Police Scotland developed a 'Coronavirus Interventions' (CVI) recording system. This system allowed Police Scotland to begin gathering data in relation to the public co-operation levels with the new legislation. This system relies on Police Officers manually updating the system with the co-operation level when they encounter an individual in contravention of the new legislation. This slide includes all offence types – Face-Coverings, Quarantine, Travel Restrictions and Gatherings.

**Due to the manual input required to form this data set, the contents of this slide are indicative only. Actual figures will differ from those recorded on Crime Systems (please see slide 11), may be subject to change, and cannot be considered Official Police Statistics. They do provide an indication of the public co-operation levels across Scotland.**

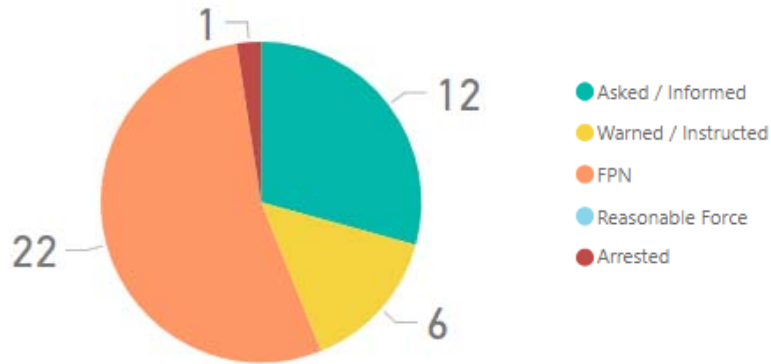
No figures should be considered as Official Police Statistics. These may not yet have been verified or validated.

OFFICIAL



# Weekly Travel Regulation Co-operation (3<sup>rd</sup> - 9<sup>th</sup> December 2020)

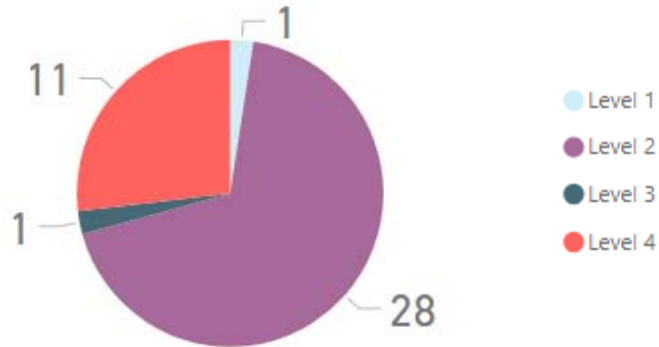
### Weekly Cooperation Levels



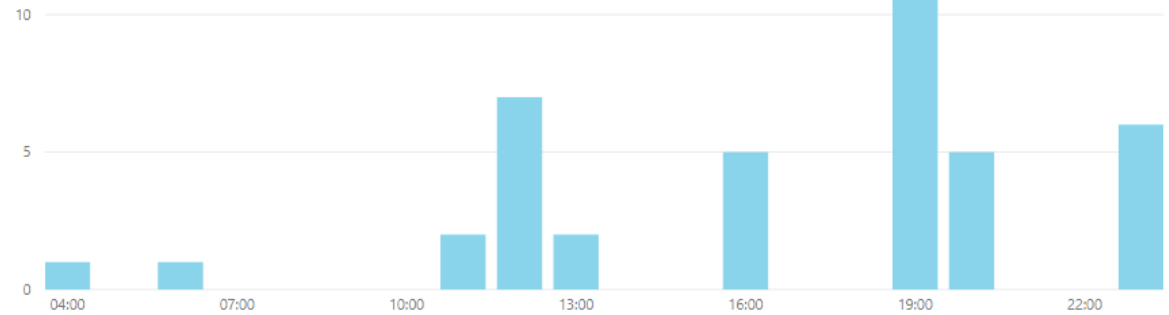
### CVI Activity by Date



### Weekly Intervention by Tier



### CVI Interaction Times



In order to report upon policing interventions in respect of the newly introduced Travel Regulations regarding travel to or from tiers 3 and 4, the CVI system has been updated. The above data is a sub-set of the wider CVI interventions reported on the previous slides and should not be considered as 'in addition to' the previous overall CVI activity slides.

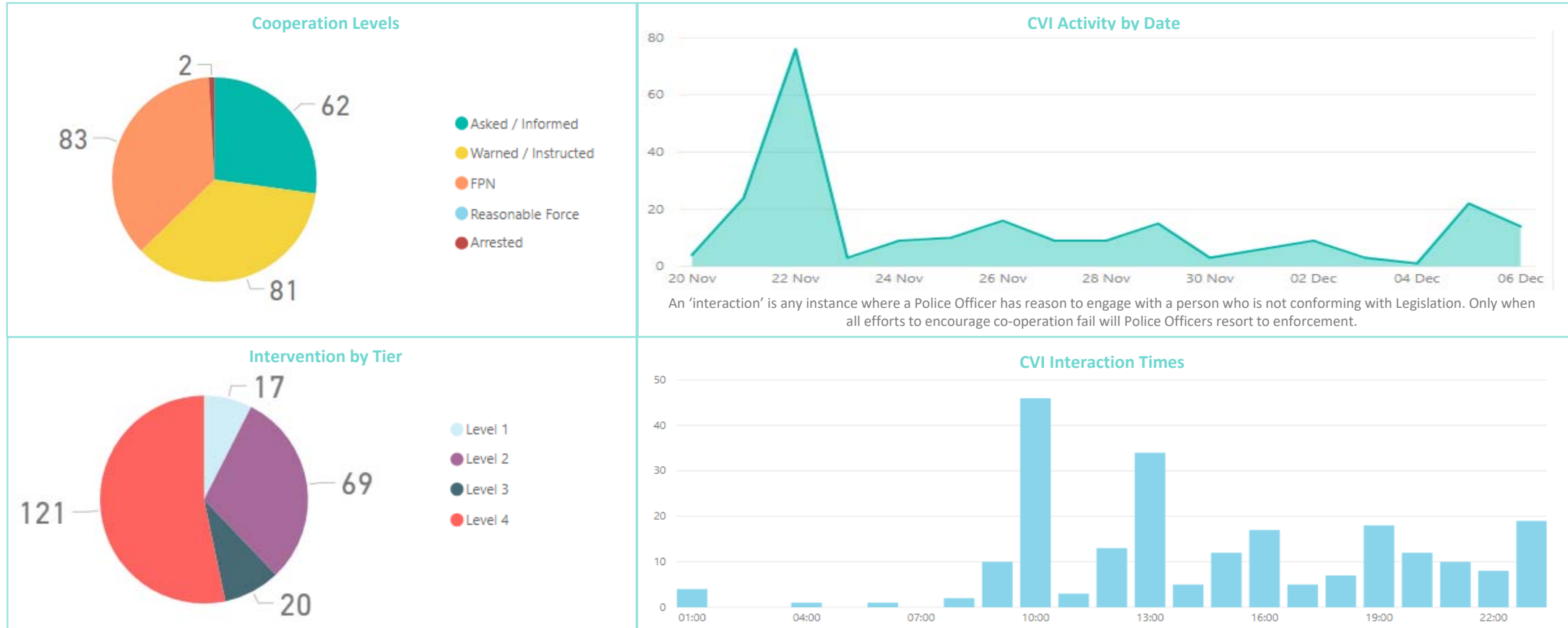
In response to the introduction of The Health Protection (Coronavirus) (Restrictions) (Scotland) Regulations 2020 and Coronavirus Act 2020, Police Scotland developed a 'Coronavirus Interventions' (CVI) recording system. This system allowed Police Scotland to begin gathering data in relation to the public co-operation levels with the new legislation. This system relies on Police Officers manually updating the system with the co-operation level when they encounter an individual in contravention of the new legislation.

**Due to the manual input required to form this data set, the contents of this slide are indicative only. Actual figures will differ from those recorded on Crime Systems (please see slide 11), may be subject to change, and cannot be considered Official Police Statistics. They do provide an indication of the public co-operation levels across Scotland.**

No figures should be considered as Official Police Statistics. These may not yet have been verified or validated.

OFFICIAL

# Travel Regulation Co-operation (20<sup>th</sup> November – 9<sup>th</sup> December 2020)



In order to report upon policing interventions in respect of the newly introduced Travel Regulations regarding travel to or from tiers 3 and 4, the CVI system has been updated. The above data is a sub-set of the wider CVI interventions reported on the previous slides and should not be considered as 'in addition to' the previous overall CVI activity slides.

In response to the introduction of The Health Protection (Coronavirus) (Restrictions) (Scotland) Regulations 2020 and Coronavirus Act 2020, Police Scotland developed a 'Coronavirus Interventions' (CVI) recording system. This system allowed Police Scotland to begin gathering data in relation to the public co-operation levels with the new legislation. This system relies on Police Officers manually updating the system with the co-operation level when they encounter an individual in contravention of the new legislation.

**Due to the manual input required to form this data set, the contents of this slide are indicative only. Actual figures will differ from those recorded on Crime Systems (please see slide 11), may be subject to change, and cannot be considered Official Police Statistics. They do provide an indication of the public co-operation levels across Scotland.**

No figures should be considered as Official Police Statistics. These may not yet have been verified or validated.

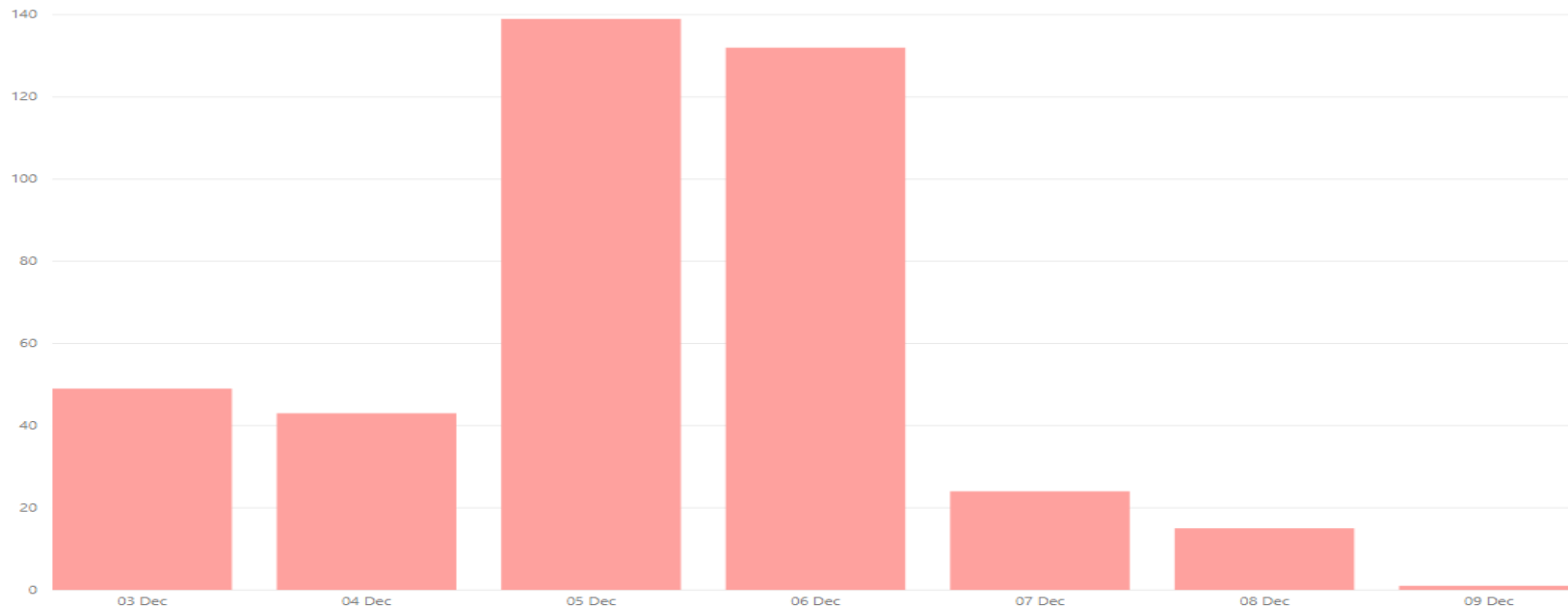
OFFICIAL



## 'Enforcement' of Coronavirus specific legislation

The following is a summary of all 'enforcement' action in relation to both The Health Protection (Coronavirus) (Restrictions) (Scotland) Regulations 2020 and Coronavirus Act 2020. This includes all Fixed Penalty Notices issued and processed by Police Scotland. It also includes all occasions that a charge was libelled and recorded on Police Scotland's Crime Recording System against a person in relation to the aforementioned legislation. This is a true value of the volume of recorded 'enforcement' activity, but does not provide the granularity of the Coronavirus Intervention (CVI) recording system and does not capture the earlier phases of the '4 E's' approach. These values remain subject to change as offences are retrospectively added or amended and do not match the indicative 'enforcement' values from the CVI recording system.

### Volume of Covid-19 Charges from 3<sup>rd</sup> December – 9<sup>th</sup> December 2020



Charges over the last 7 days

**403**

Total Charges To Date

**7913**

No figures should be considered as Official Police Statistics. These may not yet have been verified or validated.

OFFICIAL



# ABSENCE

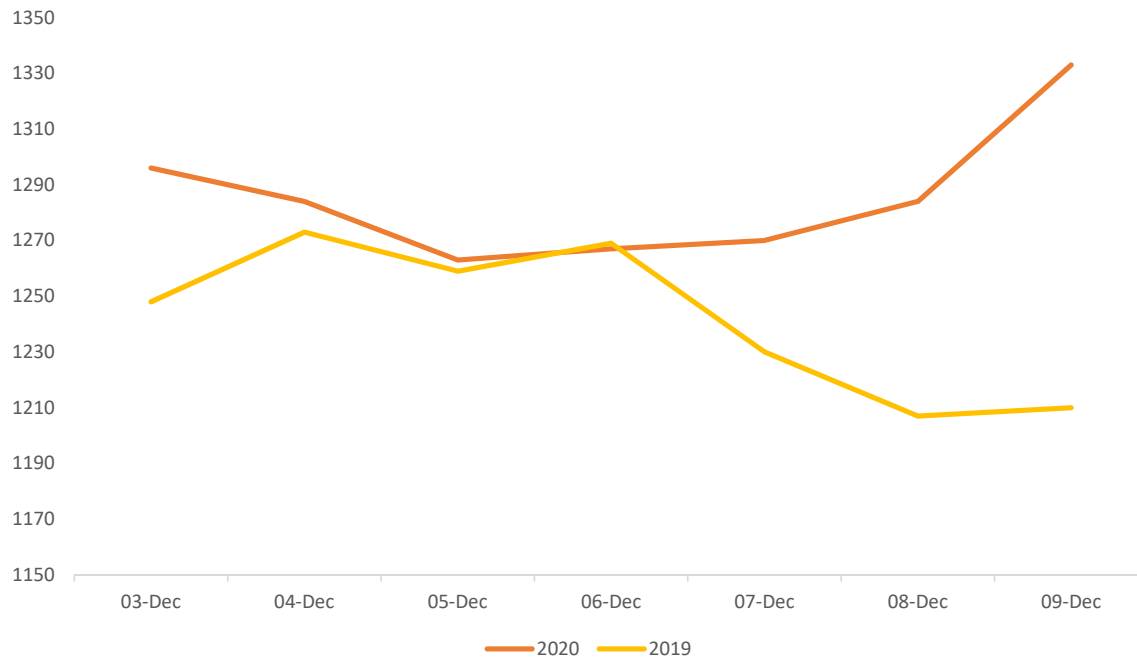
## Police Scotland Absences (3<sup>rd</sup> – 9<sup>th</sup> December)

9 December 2020	No.	Change from same day previous week	Change from same day previous week (%)
COVID-19	388	+9	+2%
<b>Total Absences</b>	<b>1333</b>	<b>+43</b>	<b>+3%</b>

## Active Covid-19 Absence Reason

Precautionary Isolation	133
Symptoms	37
Tracing	133
Positive Test	89

Weekly Absence Levels Line Graph – Comparison of 2019 to 2020



Absences continue to trend above 2019 levels.

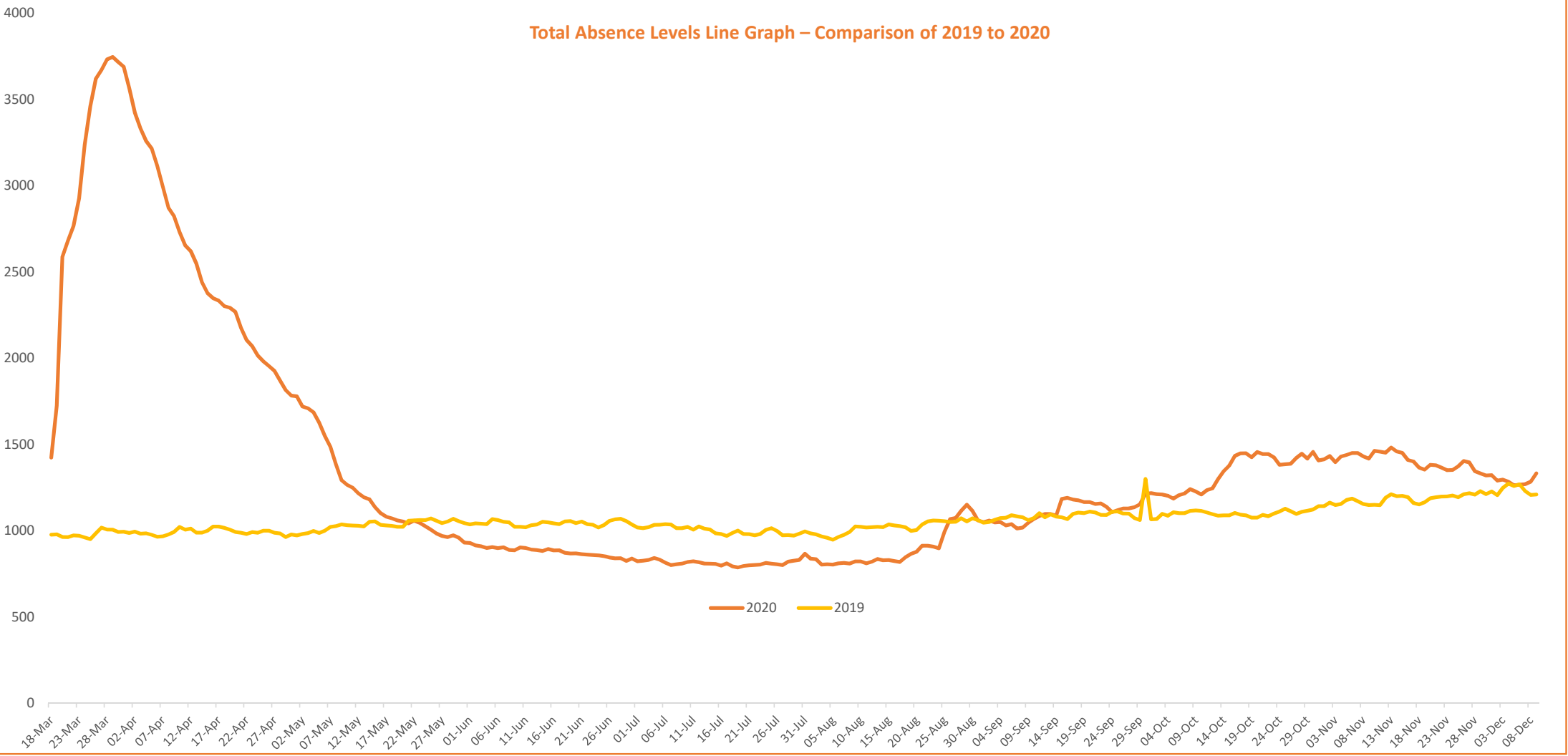
Date	03-Dec	04-Dec	05-Dec	06-Dec	07-Dec	08-Dec	09-Dec
<b>2020</b>	1296	1284	1263	1267	1270	1284	1333
<b>2019</b>	1248	1273	1259	1269	1230	1207	1210





# Total Absence (18<sup>th</sup> March – 9<sup>th</sup> December 2020)

Total Absence Levels Line Graph – Comparison of 2019 to 2020

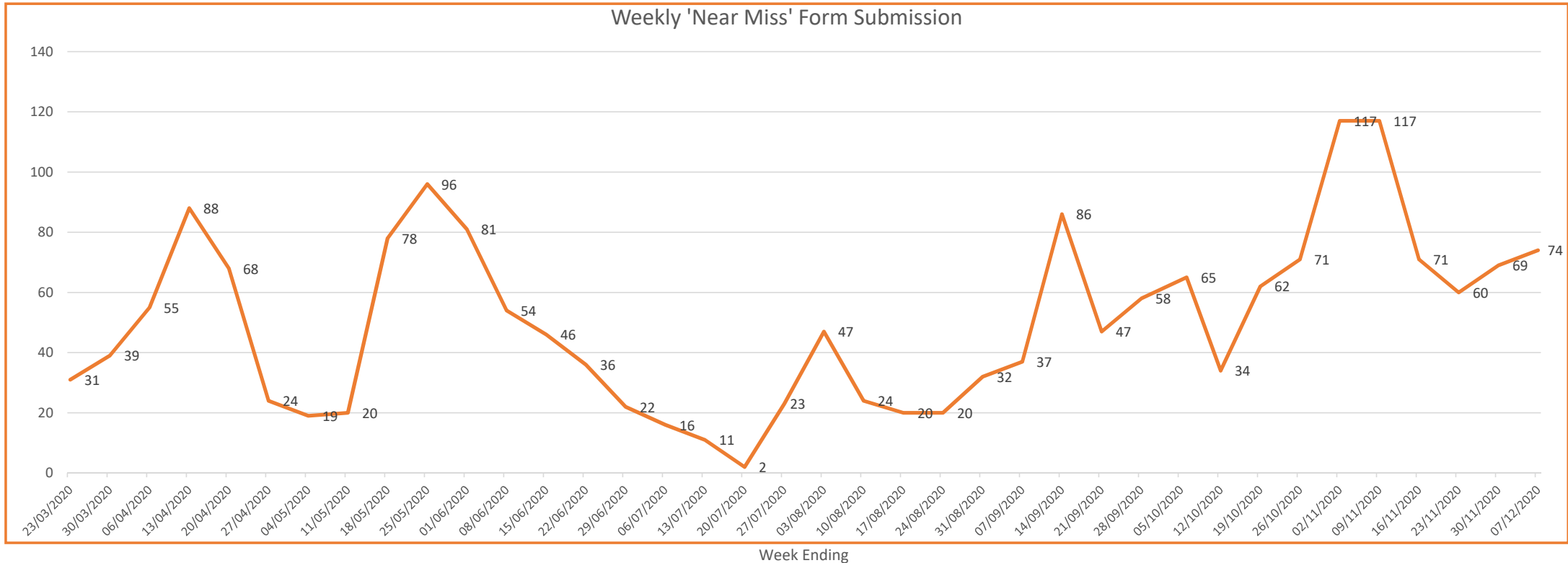


No figures should be considered as Official Police Statistics. These may not yet have been verified or validated.

OFFICIAL



## Near Miss and Testing Data (w/e 23<sup>rd</sup> March – 7<sup>th</sup> December 2020)



'Near miss' forms in the context of the pandemic situation may be submitted for a variety of reasons. i.e. when officers are potentially exposed to: COVID-19 whilst not wearing PPE, where PPE malfunctions, or in any other instance an officer feels a risk to themselves in a specific occurrence relating to COVID-19.

This can occur due to the reactive nature of policing, as well as being influenced by training levels and supply of PPE. This number of 'Near Miss' weekly submissions is not available for the current week.

The amount of forms submitted continues to be attributable to the process for requesting an asymptomatic COVID-19 screening test due to an occupational risk, requiring the submission of a 'near miss' form. Many of the reports would not have been submitted without this requirement. The number of incidents where a lack of PPE is identified has not risen.

No figures should be considered as Official Police Statistics. These may not yet have been verified or validated.

OFFICIAL





# Cumulative Incident Demand (19<sup>th</sup> March – 4<sup>th</sup> November 2020)

## Incident Volumes by date – 2019 vs 2020

Total	Total																	March	19-Mar	20-Mar	21-Mar	22-Mar	23-Mar	24-Mar	25-Mar	26-Mar	27-Mar	28-Mar	29-Mar	30-Mar	31-Mar
2020	1131446																	2020	3752	4293	4117	3455	3443	3207	3659	3631	4023	3819	3169	4109	4014
2019	1269609																	2019	4549	4606	4618	5217	5082	4351	4695	4507	4564	4544	5270	5176	5152
April	01-Apr	02-Apr	03-Apr	04-Apr	05-Apr	06-Apr	07-Apr	08-Apr	09-Apr	10-Apr	11-Apr	12-Apr	13-Apr	14-Apr	15-Apr	16-Apr	17-Apr	18-Apr	19-Apr	20-Apr	21-Apr	22-Apr	23-Apr	24-Apr	25-Apr	26-Apr	27-Apr	28-Apr	29-Apr	30-Apr	
2020	3837	3806	4130	3874	3666	4242	4458	4298	4117	4844	4974	4319	4408	4277	4462	4276	4444	4771	4296	4312	4258	4395	4296	5067	5366	4150	4042	3937	3719	3738	
2019	4482	4368	4209	4436	5134	4738	4321	4668	4676	4818	4863	5202	5340	4457	4651	4470	4668	5079	6157	6080	5611	5292	5004	4617	4622	5063	5002	4701	4915	4747	
May	01-May	02-May	03-May	04-May	05-May	06-May	07-May	08-May	09-May	10-May	11-May	12-May	13-May	14-May	15-May	16-May	17-May	18-May	19-May	20-May	21-May	22-May	23-May	24-May	25-May	26-May	27-May	28-May	29-May	30-May	31-May
2020	4568	4932	4056	4042	4324	5033	4631	5122	4986	3746	4155	3995	4363	4164	4492	4458	3697	4104	4237	4814	4447	4360	3854	3927	4350	4481	4613	4787	5520	5547	4706
2019	4921	4539	4896	5130	4749	4458	4474	4144	4516	5012	5361	5445	5189	4946	5213	5083	5637	5037	4707	4701	4851	4647	4873	5420	5236	4957	4559	4708	4482	4473	5074
June	01-Jun	02-Jun	03-Jun	04-Jun	05-Jun	06-Jun	07-Jun	08-Jun	09-Jun	10-Jun	11-Jun	12-Jun	13-Jun	14-Jun	15-Jun	16-Jun	17-Jun	18-Jun	19-Jun	20-Jun	21-Jun	22-Jun	23-Jun	24-Jun	25-Jun	26-Jun	27-Jun	28-Jun	29-Jun	30-Jun	
2020	4854	4383	4197	4021	4321	4747	4130	4377	3922	3658	4421	4754	4599	4651	4311	4593	4632	4542	4540	5462	4252	4057	4232	4849	5182	5094	5051	4058	3936	4345	
2019	5632	5002	4626	4689	4469	4882	5515	5233	4847	5051	4801	4464	4312	5186	5438	4746	4759	4603	4895	4650	5317	5594	4766	4647	4690	5180	5071	5889	5759	4996	
July	01-Jul	02-Jul	03-Jul	04-Jul	05-Jul	06-Jul	07-Jul	08-Jul	09-Jul	10-Jul	11-Jul	12-Jul	13-Jul	14-Jul	15-Jul	16-Jul	17-Jul	18-Jul	19-Jul	20-Jul	21-Jul	22-Jul	23-Jul	24-Jul	25-Jul	26-Jul	27-Jul	28-Jul	29-Jul	30-Jul	31-Jul
2020	3924	4388	4430	4765	3956	4557	4228	4148	4148	4464	5082	4537	4174	3895	3995	4292	4509	4815	4197	4225	4192	3985	4041	4706	4904	4276	3937	3948	4240	3915	5005
2019	4918	4618	4819	4668	4995	5388	4988	4980	4432	4831	4877	5511	5565	5067	5332	5061	4581	4801	5032	5076	4591	4922	5203	5235	5489	5853	5519	5368	5052	4979	4902
August	01-Aug	02-Aug	03-Aug	04-Aug	05-Aug	06-Aug	07-Aug	08-Aug	09-Aug	10-Aug	11-Aug	12-Aug	13-Aug	14-Aug	15-Aug	16-Aug	17-Aug	18-Aug	19-Aug	20-Aug	21-Aug	22-Aug	23-Aug	24-Aug	25-Aug	26-Aug	27-Aug	28-Aug	29-Aug	30-Aug	31-Aug
2020	4804	4342	4167	3934	4019	4388	4630	5412	4783	4344	4417	5099	4554	5087	5331	4348	4091	4171	4258	4382	4848	5127	4264	4244	3888	3858	3958	4347	4677	4246	4059
2019	4917	5761	5847	5195	4855	4674	4946	5020	5314	5673	4774	4872	4490	4505	4812	5165	5245	4660	4748	4590	4428	4507	5350	5821	5265	4712	4542	4692	4541	4998	5281
September	01-Sep	02-Sep	03-Sep	04-Sep	05-Sep	06-Sep	07-Sep	08-Sep	09-Sep	10-Sep	11-Sep	12-Sep	13-Sep	14-Sep	15-Sep	16-Sep	17-Sep	18-Sep	19-Sep	20-Sep	21-Sep	22-Sep	23-Sep	24-Sep	25-Sep	26-Sep	27-Sep	28-Sep	29-Sep	30-Sep	
2020	4055	3766	3877	4451	4505	4135	4029	4123	4125	3959	4287	4450	4139	4076	4194	4202	4211	4868	5180	4253	4235	3871	4172	4027	4573	4792	4183	3937	4023	3942	
2019	5235	4408	4189	4177	4381	4858	5054	4626	4385	4232	4352	4424	4880	4984	4532	4475	4516	4709	4556	5200	5440	4422	4702	4509	4352	4367	4805	5319	4717	4625	
October	01-Oct	02-Oct	03-Oct	04-Oct	05-Oct	06-Oct	07-Oct	08-Oct	09-Oct	10-Oct	11-Oct	12-Oct	13-Oct	14-Oct	15-Oct	16-Oct	17-Oct	18-Oct	19-Oct	20-Oct	21-Oct	22-Oct	23-Oct	24-Oct	25-Oct	26-Oct	27-Oct	28-Oct	29-Oct	30-Oct	31-Oct
2020	3921	4555	4363	4097	4180	4138	3953	3815	4396	4543	3939	3711	3889	3802	3942	4126	5004	3948	3717	3826	4145	3991	4473	4549	3994	4018	3520	3871	3692	4611	4898
2019	4191	4392	4020	4670	4728	4125	4362	4193	4344	4454	5111	5030	4325	4702	4475	4495	4420	4846	4947	4566	4548	4185	4443	4298	4845	4631	4622	4435	4230	4225	4821
November	01-Nov	02-Nov	03-Nov	04-Nov	05-Nov	06-Nov	07-Nov	08-Nov	09-Nov	10-Nov	11-Nov	12-Nov	13-Nov	14-Nov	15-Nov	16-Nov	17-Nov	18-Nov	19-Nov	20-Nov	21-Nov	22-Nov	23-Nov	24-Nov	25-Nov	26-Nov	27-Nov	28-Nov	29-Nov	30-Nov	
2020	4067	3916	3829	4096	4716	4762	4658	3718	4111	4000	3774	3889	4523	4427	3849	3847	3813	3773	3828	4426	4359	3563	3629	3613	3980	3786	4267	4345	3615	3719	
2019	4893	4796	4521	4548	5246	4461	4219	4785	4729	4207	4207	4125	4256	4203	4561	4615	4072	4123	3980	3956	4224	4499	4577	4113	4191	3984	4279	3984	4607	4438	
December	01-Dec	02-Dec	03-Dec	04-Dec	05-Dec	06-Dec	07-Dec	08-Dec	09-Dec																						
2020	3887	3666	3597	4341	4331	3606	3644	3498	3604																						
2019	4115	3958	4144	4025	4157	4458	4692	4480	4349																						

Note: No figures should be considered as Official Police Statistics. These may not yet have been verified or validated.



# 'Enforcement' of Coronavirus specific legislation

The following is a summary of all 'enforcement' action in relation to both The Health Protection (Coronavirus) (Restrictions) (Scotland) Regulations 2020 and Coronavirus Act 2020. This includes all Fixed Penalty Notices issued and processed by Police Scotland. It also includes all occasions that a charge was libelled and recorded on Police Scotland's Crime Recording System against a person in relation to the aforementioned legislation. This is a true value of the volume of recorded 'enforcement' activity, but does not provide the granularity of the Coronavirus Intervention (CVI) recording system and does not capture the earlier phases of the '4 E's' approach. These values remain subject to change as offences are retrospectively added or amended and do not match the indicative 'enforcement' values from the CVI recording system.

## Volume of Covid-19 Charges by Date

Total	Total																									March	27-Mar	28-Mar	29-Mar	30-Mar	31-Mar						
2020	<b>7913</b>																									2020	5	17	16	27	45						
April 2020	44	02-Apr	03-Apr	04-Apr	05-Apr	06-Apr	07-Apr	08-Apr	09-Apr	10-Apr	11-Apr	12-Apr	13-Apr	14-Apr	15-Apr	16-Apr	17-Apr	18-Apr	19-Apr	20-Apr	21-Apr	22-Apr	23-Apr	24-Apr	25-Apr	26-Apr	27-Apr	28-Apr	29-Apr	30-Apr							
May 2020	96	01-May	02-May	03-May	04-May	05-May	06-May	07-May	08-May	09-May	10-May	11-May	12-May	13-May	14-May	15-May	16-May	17-May	18-May	19-May	20-May	21-May	22-May	23-May	24-May	25-May	26-May	27-May	28-May	29-May	30-May	31-May					
June 2020	16	01-Jun	02-Jun	03-Jun	04-Jun	05-Jun	06-Jun	07-Jun	08-Jun	09-Jun	10-Jun	11-Jun	12-Jun	13-Jun	14-Jun	15-Jun	16-Jun	17-Jun	18-Jun	19-Jun	20-Jun	21-Jun	22-Jun	23-Jun	24-Jun	25-Jun	26-Jun	27-Jun	28-Jun	29-Jun	30-Jun						
July 2020	0	01-Jul	02-Jul	03-Jul	04-Jul	05-Jul	06-Jul	07-Jul	08-Jul	09-Jul	10-Jul	11-Jul	12-Jul	13-Jul	14-Jul	15-Jul	16-Jul	17-Jul	18-Jul	19-Jul	20-Jul	21-Jul	22-Jul	23-Jul	24-Jul	25-Jul	26-Jul	27-Jul	28-Jul	29-Jul	30-Jul	31-Jul					
August 2020	1	01-Aug	02-Aug	03-Aug	04-Aug	05-Aug	06-Aug	07-Aug	08-Aug	09-Aug	10-Aug	11-Aug	12-Aug	13-Aug	14-Aug	15-Aug	16-Aug	17-Aug	18-Aug	19-Aug	20-Aug	21-Aug	22-Aug	23-Aug	24-Aug	25-Aug	26-Aug	27-Aug	28-Aug	29-Aug	30-Aug	31-Aug					
September 2020	0	01-Sep	02-Sep	03-Sep	04-Sep	05-Sep	06-Sep	07-Sep	08-Sep	09-Sep	10-Sep	11-Sep	12-Sep	13-Sep	14-Sep	15-Sep	16-Sep	17-Sep	18-Sep	19-Sep	20-Sep	21-Sep	22-Sep	23-Sep	24-Sep	25-Sep	26-Sep	27-Sep	28-Sep	29-Sep	30-Sep						
October 2020	2	01-Oct	02-Oct	03-Oct	04-Oct	05-Oct	06-Oct	07-Oct	08-Oct	09-Oct	10-Oct	11-Oct	12-Oct	13-Oct	14-Oct	15-Oct	16-Oct	17-Oct	18-Oct	19-Oct	20-Oct	21-Oct	22-Oct	23-Oct	24-Oct	25-Oct	26-Oct	27-Oct	28-Oct	29-Oct	30-Oct	31-Oct					
November 2020	196	01-Nov	02-Nov	03-Nov	04-Nov	05-Nov	06-Nov	07-Nov	08-Nov	09-Nov	10-Nov	11-Nov	12-Nov	13-Nov	14-Nov	15-Nov	16-Nov	17-Nov	18-Nov	19-Nov	20-Nov	21-Nov	22-Nov	23-Nov	24-Nov	25-Nov	26-Nov	27-Nov	28-Nov	29-Nov	30-Nov						
December 2020	18	01-Dec	02-Dec	03-Dec	04-Dec	05-Dec	06-Dec	07-Dec	08-Dec	09-Dec																											

No figures should be considered as Official Police Statistics. These may not yet have been verified or validated.



# Total Absence (18<sup>th</sup> March – 4<sup>th</sup> November 2020)

## Total Absence Levels - Comparison of 2019 to 2020

		March	18-Mar	19-Mar	20-Mar	21-Mar	22-Mar	23-Mar	24-Mar	25-Mar	26-Mar	27-Mar	28-Mar	29-Mar	30-Mar	31-Mar															
2020		1424	1725	2587	2681	2765	2926	3238	3460	3619	3669	3731	3745	3716	3688																
2019		977	979	964	963	973	971	961	951	985	1018	1007	1006	993	994																
April	01-Apr	02-Apr	03-Apr	04-Apr	05-Apr	06-Apr	07-Apr	08-Apr	09-Apr	10-Apr	11-Apr	12-Apr	13-Apr	14-Apr	15-Apr	16-Apr	17-Apr	18-Apr	19-Apr	20-Apr	21-Apr	22-Apr	23-Apr	24-Apr	25-Apr	26-Apr	27-Apr	28-Apr	29-Apr	30-Apr	
2020	3562	3421	3330	3258	3214	3114	2992	2871	2823	2730	2653	2619	2548	2440	2376	2347	2333	2301	2292	2268	2175	2105	2069	2015	1981	1954	1926	1870	1815	1783	
2019	987	995	983	985	976	965	968	978	993	1022	1006	1012	989	989	1000	1024	1024	1017	1006	993	988	981	992	988	1000	1000	988	984	963	978	
May	01-May	02-May	03-May	04-May	05-May	06-May	07-May	08-May	09-May	10-May	11-May	12-May	13-May	14-May	15-May	16-May	17-May	18-May	19-May	20-May	21-May	22-May	23-May	24-May	25-May	26-May	27-May	28-May	29-May	30-May	31-May
2020	1779	1720	1709	1686	1626	1550	1486	1385	1293	1266	1249	1217	1194	1182	1137	1102	1081	1072	1060	1053	1043	1058	1046	1026	1006	984	970	963	974	960	931
2019	973	981	986	999	987	1000	1022	1027	1037	1032	1030	1029	1025	1052	1054	1034	1031	1028	1023	1023	1058	1060	1062	1061	1071	1058	1044	1053	1069	1055	1044
June	01-Jun	02-Jun	03-Jun	04-Jun	05-Jun	06-Jun	07-Jun	08-Jun	09-Jun	10-Jun	11-Jun	12-Jun	13-Jun	14-Jun	15-Jun	16-Jun	17-Jun	18-Jun	19-Jun	20-Jun	21-Jun	22-Jun	23-Jun	24-Jun	25-Jun	26-Jun	27-Jun	28-Jun	29-Jun	30-Jun	
2020	929	915	910	900	905	899	904	889	887	903	900	891	888	883	894	886	887	872	868	869	864	861	861	857	853	845	840	841	825	839	
2019	1037	1043	1041	1038	1067	1062	1052	1049	1023	1023	1020	1032	1036	1052	1049	1043	1038	1054	1056	1044	1053	1038	1035	1019	1033	1057	1066	1069	1056	1036	
July	01-Jul	02-Jul	03-Jul	04-Jul	05-Jul	06-Jul	07-Jul	08-Jul	09-Jul	10-Jul	11-Jul	12-Jul	13-Jul	14-Jul	15-Jul	16-Jul	17-Jul	18-Jul	19-Jul	20-Jul	21-Jul	22-Jul	23-Jul	24-Jul	25-Jul	26-Jul	27-Jul	28-Jul	29-Jul	30-Jul	31-Jul
2020	823	826	831	842	832	815	801	806	810	819	823	818	810	809	808	798	811	794	787	796	800	802	804	814	809	806	801	821	826	831	867
2019	1019	1015	1021	1034	1035	1038	1036	1015	1015	1022	1006	1025	1012	1007	985	981	970	987	1001	981	980	974	981	1005	1015	999	974	975	972	983	996
August	01-Aug	02-Aug	03-Aug	04-Aug	05-Aug	06-Aug	07-Aug	08-Aug	09-Aug	10-Aug	11-Aug	12-Aug	13-Aug	14-Aug	15-Aug	16-Aug	17-Aug	18-Aug	19-Aug	20-Aug	21-Aug	22-Aug	23-Aug	24-Aug	25-Aug	26-Aug	27-Aug	28-Aug	29-Aug	30-Aug	31-Aug
2020	838	835	804	806	804	811	814	810	822	822	811	821	836	829	830	824	819	846	866	878	913	913	908	898	994	1067	1074	1116	1151	1115	1059
2019	985	979	967	959	948	964	976	993	1025	1023	1019	1021	1023	1021	1037	1031	1027	1020	999	1004	1036	1054	1059	1058	1055	1051	1052	1072	1054	1072	1061
September	01-Sep	02-Sep	03-Sep	04-Sep	05-Sep	06-Sep	07-Sep	08-Sep	09-Sep	10-Sep	11-Sep	12-Sep	13-Sep	14-Sep	15-Sep	16-Sep	17-Sep	18-Sep	19-Sep	20-Sep	21-Sep	22-Sep	23-Sep	24-Sep	25-Sep	26-Sep	27-Sep	28-Sep	29-Sep	30-Sep	
2020	1050	1059	1048	1051	1031	1038	1013	1018	1046	1068	1085	1097	1097	1088	1184	1191	1181	1176	1166	1166	1155	1158	1139	1108	1119	1129	1129	1136	1153	1214	
2019	1047	1051	1063	1073	1075	1090	1083	1078	1061	1073	1102	1078	1082	1078	1067	1097	1105	1102	1111	1106	1092	1091	1110	1112	1100	1099	1073	1062	1300		
October	01-Oct	02-Oct	03-Oct	04-Oct	05-Oct	06-Oct	07-Oct	08-Oct	09-Oct	10-Oct	11-Oct	12-Oct	13-Oct	14-Oct	15-Oct	16-Oct	17-Oct	18-Oct	19-Oct	20-Oct	21-Oct	22-Oct	23-Oct	24-Oct	25-Oct	26-Oct	27-Oct	28-Oct	29-Oct	30-Oct	31-Oct
2020	1218	1212	1210	1203	1186	1206	1216	1241	1227	1210	1235	1246	1299	1345	1377	1434	1448	1449	1426	1456	1444	1444	1425	1382	1385	1388	1422	1446	1418	1457	1407
2019	1066	1068	1098	1087	1107	1102	1102	1115	1118	1115	1106	1096	1087	1089	1089	1103	1093	1089	1076	1076	1092	1084	1099	1111	1128	1113	1097	1110	1116	1123	1142
November	01-Nov	02-Nov	03-Nov	04-Nov	05-Nov	06-Nov	07-Nov	08-Nov	09-Nov	10-Nov	11-Nov	12-Nov	13-Nov	14-Nov	15-Nov	16-Nov	17-Nov	18-Nov	19-Nov	20-Nov	21-Nov	22-Nov	23-Nov	24-Nov	25-Nov	26-Nov	27-Nov	28-Nov	29-Nov	30-Nov	
2020	1414	1433	1397	1430	1439	1450	1450	1431	1418	1463	1458	1452	1482	1459	1451	1410	1401	1366	1354	1382	1379	1366	1351	1352	1373	1404	1396	1345	1332	1320	
2019	1142	1163	1149	1155	1178	1186	1171	1155	1149	1150	1148	1191	1211	1200	1202	1195	1160	1152	1165	1188	1194	1198	1199	1204	1194	1211	1217	1209	1229	1212	
December	01-Dec	02-Dec	03-Dec	04-Dec	05-Dec	06-Dec	07-Dec	08-Dec	09-Dec																						
2020	1322	1290	1296	1284	1263	1267	1270	1284	1333																						
2019	1228	1206	1248	1273	1259	1269	1230	1207	1210																						

No figures should be considered as Official Police Statistics. These may not yet have been verified or validated.

OFFICIAL