



Report To:	SPA Board Members		
Meeting Date:		Agenda Item:	
Report Title:	Operation Talla Weekly Update		
Sponsored by:		Presented by:	DCC Graham
Appendix Attached:	APPENDIX A – Weekly COVID-19 Bulletin		
Report Classification			
Police Scotland:	For Noting		
SPA:	For Noting		
EXECUTIVE SUMMARY			
1.	Purpose		
1.1	<p>This paper provides the Scottish Police Authority (SPA) with a weekly update on policing changes seen during Operation TALLA, Police Scotland’s COVID-19 response.</p> <p>This report contains the preceding week’s information and data on changing demands within the service centre, incident attendance and crime. It will also consider our COVID-19 response including our use of the emergency legislation and how we are assisting our officers and staff welfare throughout these challenging times.</p> <p>This update will have a reporting period of Thursday to Wednesday. For the purpose of this report, the week of Thursday 17th September 2020 to Wednesday 23rd September 2020 is considered.</p>		
2.	Decision Requested		
2.1	N/A		
3.	Recommendation		
3.1	N/A		
4.	Alignment to Police Scotland Strategic Outcomes		
4.1	<p>This report aligns to both Police Scotland’s Strategic Outcomes and the Operation TALLA Strategic Objectives as set out by DCC Malcolm Graham.</p> <p>This report discusses the flexible and adaptable response to the challenges posed by COVID-19 by Police Scotland (SO1, SO2 and SO5). It further highlights the activities undertaken by Police Scotland to protect our people (SO4). The levels of intervention activity discussed in the report serve to protect our communities from COVID-19 (SO1, SO2). The frequent, transparent publication of papers, such as this, and those published on the Police Scotland website provide engagement with communities, to maintain trust and confidence (SO3).</p>		

5.	Main Report
----	-------------

5.1 CURRENT LANDSCAPE

Over the last week, Police Scotland have continued their support of communities throughout the country as we negotiate through the dynamic pandemic landscape. Police Scotland have worked with partners and communities to provide additional support and reassurance to those areas in the West of Scotland with enhanced local restrictions.

Police Scotland’s approach has remained unchanged throughout the pandemic period, promoting ‘Engage, Explain and Encourage’ prior to ‘Enforcement’ action being taken and this remains the correct course of action where appropriate. However, officers have been informed that they may take enforcement action at their discretion, by taking into account whether persons are engaging in a blatant, conscious breach of regulations, if repeat locations or individuals are involved and whether an absence of enforcement would damage public confidence in policing.

In a number of areas across Scotland, clusters of Coronavirus continue to emerge. A small number of occurrences have affected police officers and staff, however at this time these outbreaks are not having a significant impact on frontline policing.

Scientific data used by the Scottish Government continues to suggest that COVID-19 transmission is significantly driven by gatherings in an indoor setting. Legislation has been in place since Friday 28th August which gives officers the power to force entry into gatherings in private dwellings and take action when the number of attendees exceeds 15.

On 14th September legislation was issued by the Scottish Government that no more than six persons, from a maximum of 2 separate households (excluding children under 12), may meet indoors, outdoors or within the hospitality industry.

On the 23rd September, the First Minister announced country-wide legislation in an attempt to stem the growing levels of infection which prevents persons visiting other households, as well as encouraging a return to working from home as a default position where possible. The legislation for this action will be introduced on 25th September. The Scottish Government have also advised an indefinite pause to further relaxations of restrictions which would have been part of Phase 3 changes of the route through and out of lockdown.

Throughout the month of September, universities across Scotland have been welcoming undergraduate students to commence their studies. The migration of undergraduates to the university cities and towns has had an impact on policing. Police Scotland have been working closely with universities to ensure that undergraduates are fully conversant and cooperative with current health protection legislation.

Indicative figures from the week of 14th – 20th September suggested that Police Scotland attended over 564 occurrences of house parties throughout the force area. These significant numbers may indicate that parts of our communities may no longer have the ability or willingness to follow regulations limiting persons within private areas. Increasing behaviours which disregard the public health of Scotland is resulting in more enforcement activity under both COVID-19 legislation and common law Culpable and Reckless conduct

being utilised where it is clear that non-cooperation is a conscious and potentially dangerous act. It is acknowledged that this may appear a more robust approach than has been encouraged across the force throughout the pandemic period, however keeping the people of Scotland safe continues to be Police Scotland's overarching priority and our response must evolve to ensure that the few who choose to place our communities in danger are dealt with appropriately.

5.2 SERVICE CENTRE DEMAND

In the last week, the volume of 101 calls answered is 11% higher than the previous week and the volume of 999 calls is similar, with an increase of 1% noted. 101 calls answered are still trending at significantly lower figures than the same time last year, approximately -16%. 999 calls are showing similar levels to the same period as last year.

5.3 INCIDENT DEMAND

Total incident volumes have increased by 5% since last week, but there has been an 8% decrease on incident volumes when compared to the same dates in 2019. Public nuisance has increased by 26% on last week's figures and noise incidents increased by 4% on last week's figures. Disturbance incidents have increased on last week's figures by 5%. Public nuisance and noise calls remain at higher levels than last year and disturbance calls have also begun to trend at slightly higher levels than those of last year.

5.4 CRIME

Crime volume continues to remain lower than seasonal average. Overall crime in the last week is at a lower level than a comparable period last year. All divisions have experienced crime volumes of a lower level than the same period last year with the exception of Forth Valley who have seen a very slight increase. Edinburgh continues to see crimes at a reduced level (46% reduction) when compared to a similar period last year.

Cumulatively all divisions are recording less crime for this year when compared with last year. All crime types other than Group 5 are also lower when compared to last year.

5.5 COVID-19 INTERVENTION ACTIVITY

During the last week, the government guidance remained in 'Phase 3' of easing lockdown restrictions until 25th September when newly announced country-wide action came into effect. The only exception to this has been the guidance in the Greater Glasgow, Renfrewshire and Lanarkshire areas. Throughout the last week Police Scotland's approach to the use of COVID-19 legislation continues to be to firstly engage with people, explain the provisions and encourage them to comply with the necessary restrictions with enforcement action being taken where there are found to be flagrant and blatant breaches of legislation.

In the last seven days, Police Scotland officers attended 18592 incidents. This figure is a 4% increase from last week.

OFFICIAL

There were 3450 COVID-19 intervention powers recorded on the CVI system this week. The majority of the incidents where intervention activity was required have been within Private Dwellings, however due to the good weather over the weekend there were a small number of incidents outside which saw large groups dispersed.

Since quarantine regulations came into force on travellers entering Scotland from outwith the UK on the 15th June up to and including 20th September, Police Scotland have received 181 referrals from Public Health Scotland (PHS) relating to potential breaches of quarantine, 86 of which were dealt with by the resolution team and 95 of which have been dealt with by local policing. In 66% of resolved referrals, the travellers were found to be complying with quarantine restrictions. In the majority of the remaining referrals, the travellers have been untraced due to a variety of reasons such as inaccurate data provided to PHS or the expiration of the quarantine period prior to persons being traced.

There have been two FPN issued in relation to breaches of Travel Regulations generated from Home Office or Public Health Scotland referrals. These have been mentioned in previous reports.

5.6 ABSENCE

Over the past week, employee absence levels have been increasing and, from the 12th September, have been above last year's figures. This rise is partly attributable to a number of confirmed Covid cases being identified which has resulted in several groups of officers being required to self-isolate as well as a rise in tracing figures. Those absences related to COVID-19 have decreased from last week and are currently sitting at 244, compared to 309 last week.

5.7 OFFICER AND STAFF COVID-19 SCREENING

People & Development continue to support our workforce, providing reassurance to officers and staff who are symptomatic, to assist with returning officers and staff to work as soon as possible. Symptomatic testing arranged up to the 23rd September now numbers 1391. The total number of tests organised by Police Scotland sits at over 2700.

From all testing, 260 have returned as positive for COVID-19.

Testing of asymptomatic officers and staff based on risk commenced on 14th May and 412 tests have been arranged up to and including 23rd September. Three of these tests have returned a positive result.

Contact tracing numbers are now being reported and this currently stands at 159, with 11 positive tests.

Police Scotland continues to be engaged in discussions about the opportunities to introduce workplace antibody testing should a valid test become available in Scotland.

5.8 COVID-19 NEAR MISSES

'Near-miss' forms in the context of the pandemic situation may be submitted for a variety of reasons i.e. when officers are potentially exposed to COVID-19 whilst not wearing PPE, where PPE malfunctions, or in any other instance an officer feels a risk to themselves in a specific occurrence relating to COVID-19. This can occur due to the reactive nature of policing, as well as being influenced by training levels and supply of PPE.

The most current 'near miss' figures available for the dates 15th – 21st September show that 47 forms were submitted. This is a decrease on the week prior, dated 8th – 14th September, where 86 forms were submitted.

5.9 GATHERINGS IN PRIVATE DWELLINGS

Scottish Government commissioned data suggests that spread in and between households continues to drive much of the transmission of COVID-19 at the present time. This analysis has guided decisions to introduce national measures to stop persons visiting other households.

Police Scotland have undertaken an assessment of the demand posed by house-gatherings. The counting of house parties methodology is designed to quantify the number of time officers have had to enter a private dwelling to investigate suspected breach of legislation or guidance, due to the increased risks of COVID transmission associated with these environments. If officers have not been assigned, or attend several hours later due to other demands and do not enter the premises, but for example write off the incident 'house in darkness, no noise' this will not be included as a house party as there is no evidence there has been one and no increased risk to officers. Information gathered is indicative and should not be considered police statistics.

Over the week of 14th – 20th September, it was identified that 564 house parties were attended by the police. This is a decrease from 623 the previous week. The amount of gatherings from this period continued to place a significant demand on police resources. Over the same dates there were 1412 interventions recorded on the CVI systems as taking place in a private dwelling or private property. This accounts for 37% of people who have required intervention activity during this time. Since the implementation of power of entry legislation on 28th August, this power has been used at least twice.

Notable incidents over the past week include:

Aberdeen – Friday night into Saturday (19th-20th) 270 undergraduate students having an ongoing party in Hillhead Halls of Residence, Security were struggling to disperse groups, the police attended and dispersed the groups. A second party at Hillhead halls of residence occurred on the evening of 20th. 60 undergraduates were dispersed by police. There is now a confirmed COVID outbreak in this halls of residence.

Edinburgh – 21 FPN issued at a house party due to 'blatant' breach by Force Reserve Unit officers who attended to support divisional resources.

OFFICIAL

Lanarkshire - Police attended following report of ongoing house party/loud music. Large number of persons within, ongoing loud party, officers refused entry to locus. Entry was forced and party dispersed. 4 FPN issued.

There is also an emerging trend of Air B'n'B properties being used as 'pop-up' party venues. There is a clear level of planning ahead of these clear and flagrant efforts to host illegal events.

5.10 SUBMISSION

This report is submitted to the SPA for information and consideration.

Appendix A – COVID-19 Weekly Bulletin contains the information which will be released publically by Police Scotland. This information will continue to be released weekly and will synchronise with the weekly SPA reporting for consistent, single data timelines.

COVID-19 WEEKLY BULLETIN

17th September – 23rd September 2020

SERVING A
CHANGING SCOTLAND



SCOTTISH POLICE
AUTHORITY

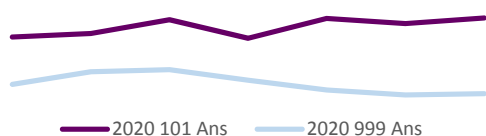
No figures should be considered as Official Police Statistics. These may not yet have been verified or validated.

OFFICIAL

Service Centre Demand

Service Centre Demand

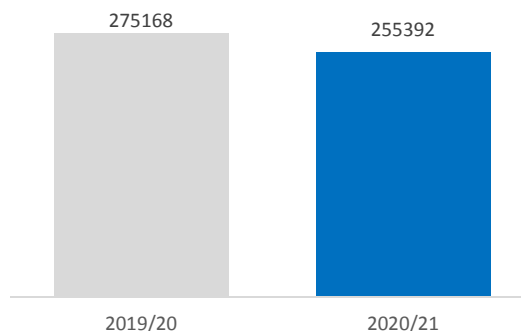
The volume of 101 calls answered show an increase over the weekend of 18th and 19th then fluctuates for the remainder of the week. Similarly the volume of 999 calls show an increase on the weekend 18th and 19th September thereafter decreasing for the remainder of the week.



Crime Levels

Crime Volume (9 March – Present compared to Previous Year)

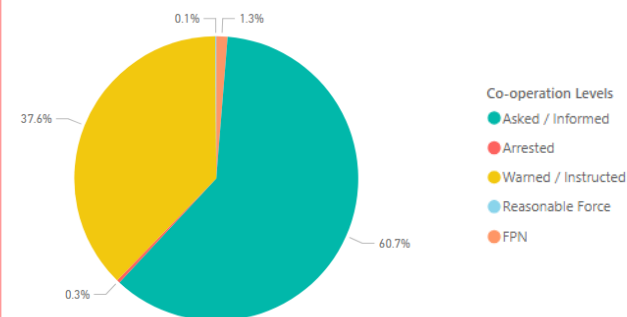
Crime has continued to trend at levels lower than the seasonal average, and total volume year to date is still considerably lower than last year. Total 'Year to Date' volume is displayed below, further data is available in the Crime slide.



Coronavirus Legislation

Co-operation with new Coronavirus Legislation

The below chart is indicative of the co-operation levels experienced by police over the last 7 days. The vast majority of interactions between police and the public continue to be resolved without enforcement.



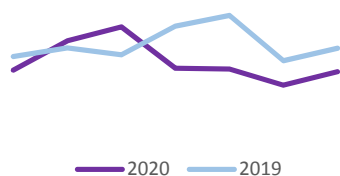
Total Number of Enforcement Activity Relating to Coronavirus Legislation

Enforcement Activity over last 7 days	24
---------------------------------------	----

Incident Demand

Incident Demand

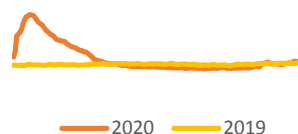
Incident volume shows an increase over the weekend 18th and 19th September, thereafter returning and remaining at consistent levels for the remainder of the week. Overall incident volume continues to show lower levels compared to the same time last year.



Staff Absence and Welfare

Absences

Absences had generally trended lower when compared to 2019. However there has been a recent increase in absences which are now showing at slightly higher levels to 2019.



Staff COVID Screening

Testing of key workers for COVID-19 continues and the number of tests arranged for Police Scotland employees is broken down later in this report.

Total Referrals to 20th September

Public Health Scotland Travel Regs. Referrals	181
Investigated by Resolution Team	86
Investigated by Local Policing	95
Investigations Ongoing	0
FPNs issued for breach of Travel Regs.	2

Note: The referral figures are a count of reports submitted to Police Scotland. These will therefore vary from counts of the number of individuals. FPN may be derived from both PHS and Home Office Referrals.

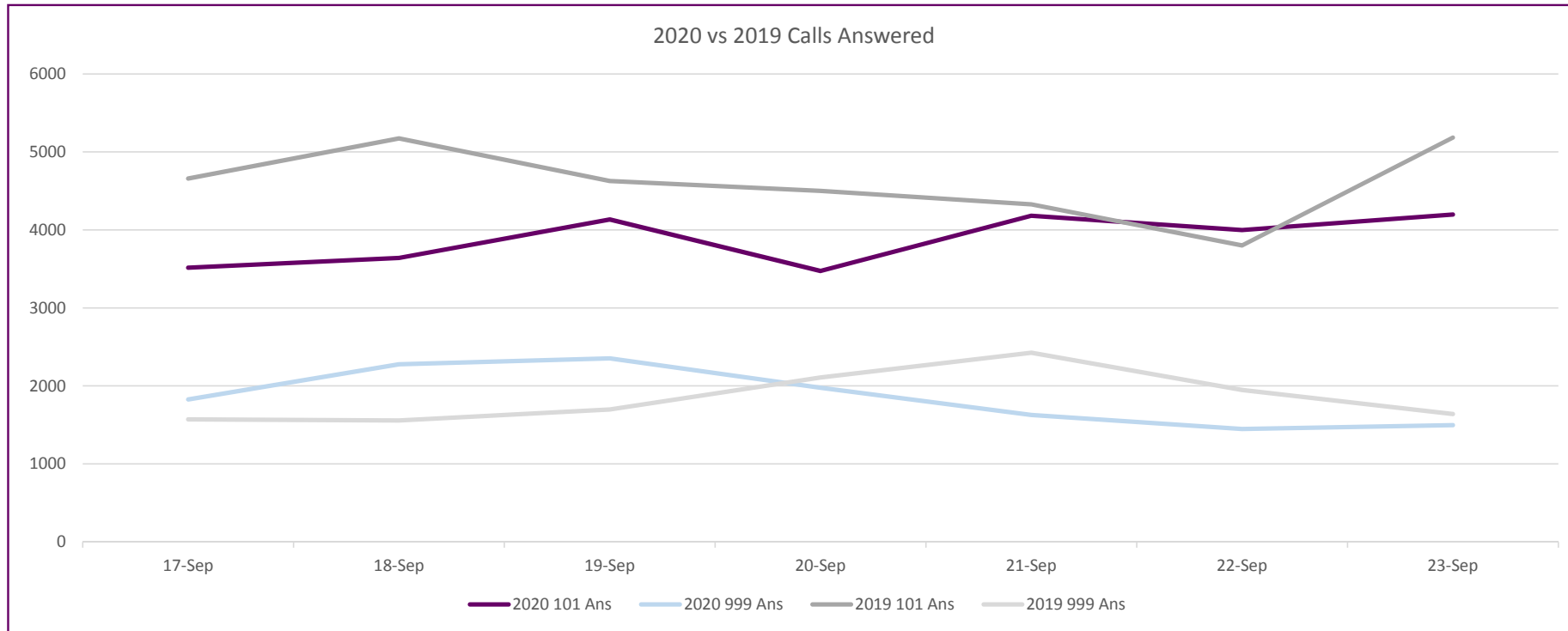
House Gatherings in Private Dwellings

From 14th - 20th September police attended 564 'House Party' Incidents.

Further data is available in the Incident Demand – House Gatherings slide.



Weekly Service Centre Demand (17th – 23rd September 2020)



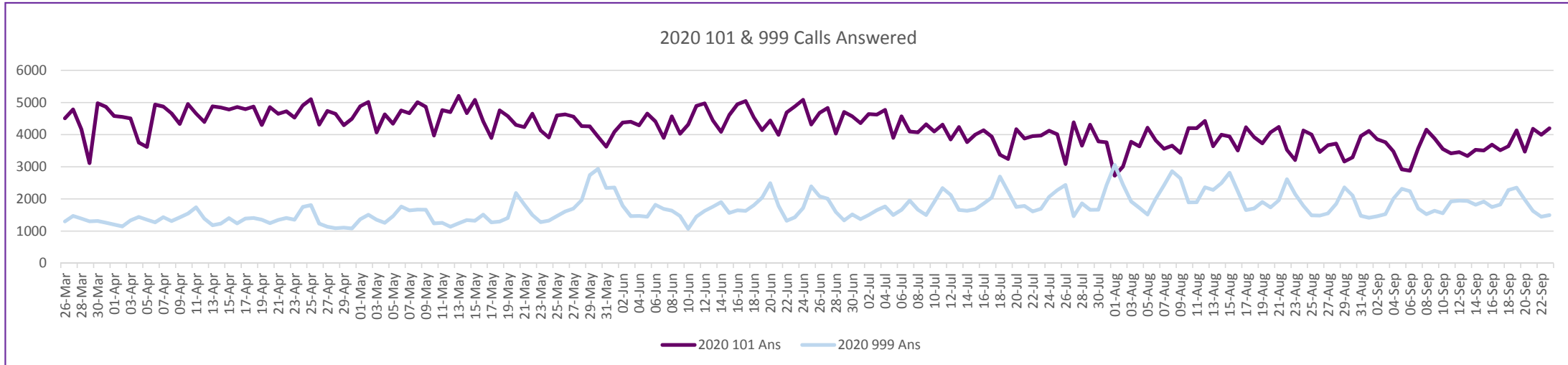
	17-Sep	18-Sep	19-Sep	20-Sep	21-Sep	22-Sep	23-Sep	Total
2020 101 Ans	3515	3641	4134	3473	4182	3998	4198	27141
2020 999 Ans	1826	2277	2353	1976	1627	1448	1496	13003
2019 101 Ans	4658	5173	4627	4500	4327	3801	5183	32269
2019 999 Ans	1571	1557	1698	2108	2426	1947	1640	12947

No figures should be considered as Official Police Statistics. These may not yet have been verified or validated.

OFFICIAL



Cumulative Service Centre Demand (19th March – 23rd September 2020)



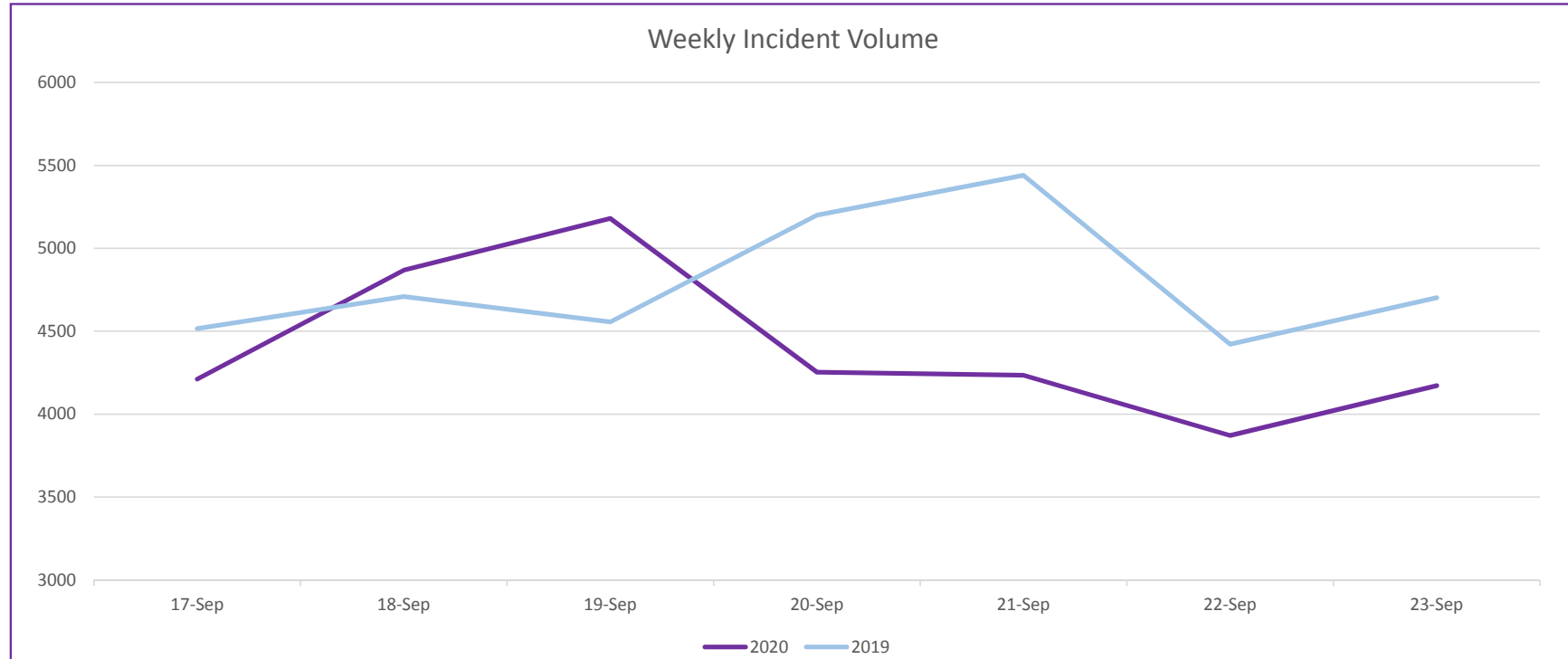
Total	Total																								March	19-Mar	20-Mar	21-Mar	22-Mar	23-Mar	24-Mar	25-Mar	26-Mar	27-Mar	28-Mar	29-Mar	30-Mar	31-Mar
2020 101 Ans	787290																								2020 101 Ans	3029	3362	3484	2852	4196	4755	4499	4510	4784	4169	3115	4977	4866
2020 999 Ans	321891																								2020 999 Ans	1904	2038	1929	1558	1311	1447	1336	1299	1471	1391	1302	1314	1259
April	01-Apr	02-Apr	03-Apr	04-Apr	05-Apr	06-Apr	07-Apr	08-Apr	09-Apr	10-Apr	11-Apr	12-Apr	13-Apr	14-Apr	15-Apr	16-Apr	17-Apr	18-Apr	19-Apr	20-Apr	21-Apr	22-Apr	23-Apr	24-Apr	25-Apr	26-Apr	27-Apr	28-Apr	29-Apr	30-Apr								
2020 101 Ans	4579	4550	4506	3753	3618	4935	4873	4663	4332	4954	4654	4394	4881	4846	4780	4861	4793	4874	4303	4856	4647	4728	4530	4910	5101	4311	4739	4647	4295	4494								
2020 999 Ans	1204	1145	1333	1440	1355	1272	1432	1312	1426	1545	1739	1386	1182	1232	1403	1238	1391	1406	1354	1248	1348	1408	1353	1752	1808	1231	1137	1090	1106	1082								
May	01-May	02-May	03-May	04-May	05-May	06-May	07-May	08-May	09-May	10-May	11-May	12-May	13-May	14-May	15-May	16-May	17-May	18-May	19-May	20-May	21-May	22-May	23-May	24-May	25-May	26-May	27-May	28-May	29-May	30-May	31-May							
2020 101 Ans	4884	5017	4069	4630	4340	4751	4665	5008	4865	3974	4764	4701	5205	4668	5080	4412	3898	4754	4576	4302	4235	4652	4131	3911	4600	4629	4563	4264	4260	3935	3626							
2020 999 Ans	1369	1509	1353	1257	1461	1761	1644	1670	1666	1240	1257	1135	1244	1344	1322	1510	1271	1295	1407	2185	1831	1500	1278	1325	1467	1613	1702	1961	2741	2936	2342							
June	01-Jun	02-Jun	03-Jun	04-Jun	05-Jun	06-Jun	07-Jun	08-Jun	09-Jun	10-Jun	11-Jun	12-Jun	13-Jun	14-Jun	15-Jun	16-Jun	17-Jun	18-Jun	19-Jun	20-Jun	21-Jun	22-Jun	23-Jun	24-Jun	25-Jun	26-Jun	27-Jun	28-Jun	29-Jun	30-Jun								
2020 101 Ans	4086	4376	4403	4289	4657	4411	3899	4568	4029	4315	4896	4974	4443	4086	4608	4947	5045	4538	4139	4441	3994	4691	4877	5084	4316	4677	4831	4033	4706	4569								
2020 999 Ans	2356	1791	1465	1470	1448	1819	1690	1637	1467	1070	1452	1629	1757	1902	1564	1646	1628	1805	2041	2493	1786	1321	1429	1720	2392	2085	2010	1593	1332	1518								
July	01-Jul	02-Jul	03-Jul	04-Jul	05-Jul	06-Jul	07-Jul	08-Jul	09-Jul	10-Jul	11-Jul	12-Jul	13-Jul	14-Jul	15-Jul	16-Jul	17-Jul	18-Jul	19-Jul	20-Jul	21-Jul	22-Jul	23-Jul	24-Jul	25-Jul	26-Jul	27-Jul	28-Jul	29-Jul	30-Jul	31-Jul							
2020 101 Ans	4357	4642	4623	4769	3902	4570	4099	4073	4323	4099	4313	3852	4237	3768	4000	4136	3941	3376	3242	4169	3879	3954	3971	4121	4013	3085	4384	3658	4309	3788	3760							
2020 999 Ans	1371	1502	1651	1764	1499	1662	1952	1666	1502	1907	2338	2128	1656	1631	1680	1856	2039	2696	2225	1751	1784	1613	1694	2064	2274	2434	1465	1860	1662	1664	2429							
August	01-Aug	02-Aug	03-Aug	04-Aug	05-Aug	06-Aug	07-Aug	08-Aug	09-Aug	10-Aug	11-Aug	12-Aug	13-Aug	14-Aug	15-Aug	16-Aug	17-Aug	18-Aug	19-Aug	20-Aug	21-Aug	22-Aug	23-Aug	24-Aug	25-Aug	26-Aug	27-Aug	28-Aug	29-Aug	30-Aug	31-Aug							
2020 101 Ans	2725	3005	3778	3637	4217	3821	3560	3656	3432	4204	4202	4428	3640	3996	3944	3508	4231	3921	3729	4074	4242	3524	3210	4130	4005	3461	4384	3658	4309	3788	3760							
2020 999 Ans	3060	2447	1922	1722	1516	2002	2423	2862	2641	1894	1899	2361	2280	2491	2814	2233	1654	1704	1903	1737	1959	2612	2151	1785	1491	1484	1465	1860	1662	1664	2429							
September	01-Sep	02-Sep	03-Sep	04-Sep	05-Sep	06-Sep	07-Sep	08-Sep	09-Sep	10-Sep	11-Sep	12-Sep	13-Sep	14-Sep	15-Sep	16-Sep	17-Sep	18-Sep	19-Sep	20-Sep	21-Sep	22-Sep	23-Sep															
2020 101 Ans	4117	3859	3859	3763	3472	2921	2879	3579	4154	3555	3419	3456	3335	3528	3506	3690	3515	3641	4134	3473	4182	3998	4198															
2020 999 Ans	1414	1461	1461	1527	2016	2317	2241	1701	1527	1555	1923	1946	1937	1820	1919	1746	1826	2277	2353	1976	1627	1448	1496															

No figures should be considered as Official Police Statistics. These may not yet have been verified or validated.

OFFICIAL



Weekly Incident Demand (17th – 23rd September 2020)



	17-Sep	18-Sep	19-Sep	20-Sep	21-Sep	22-Sep	23-Sep	Total
2020	4211	4868	5180	4253	4235	3871	4172	30790
2019	4516	4709	4556	5200	5440	4422	4702	33545

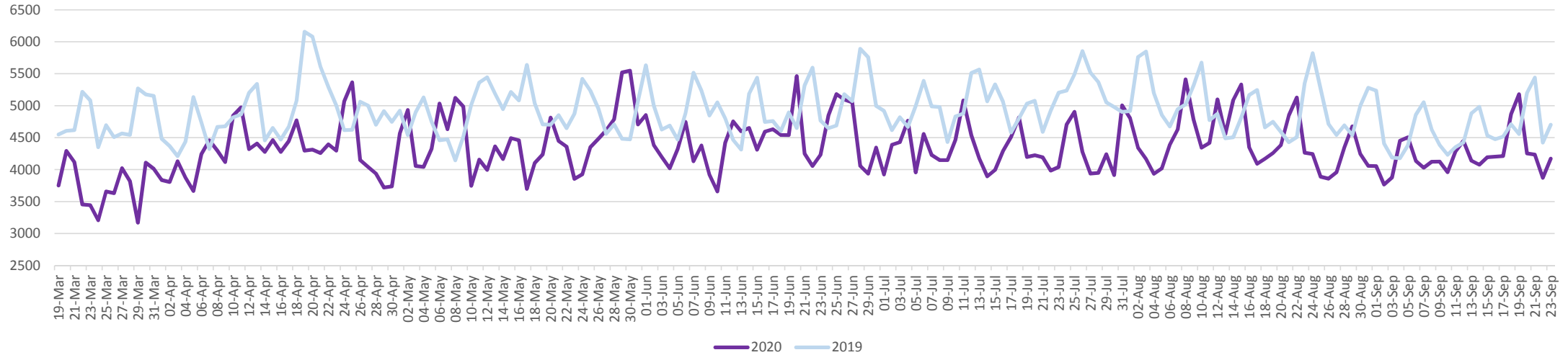
No figures should be considered as Official Police Statistics. These may not yet have been verified or validated.

OFFICIAL



Cumulative Incident Demand (19th March – 23rd September 2020)

Incident Volume



Total	Total																															March	19-Mar	20-Mar	21-Mar	22-Mar	23-Mar	24-Mar	25-Mar	26-Mar	27-Mar	28-Mar	29-Mar	30-Mar	31-Mar													
2020	819270																															2020	3752	4293	4117	3455	3443	3207	3659	3631	4023	3819	3169	4109	4014													
2019	927459																															2019	4549	4606	4618	5217	5082	4351	4695	4507	4564	4544	5270	5176	5152													
April	01-Apr	02-Apr	03-Apr	04-Apr	05-Apr	06-Apr	07-Apr	08-Apr	09-Apr	10-Apr	11-Apr	12-Apr	13-Apr	14-Apr	15-Apr	16-Apr	17-Apr	18-Apr	19-Apr	20-Apr	21-Apr	22-Apr	23-Apr	24-Apr	25-Apr	26-Apr	27-Apr	28-Apr	29-Apr	30-Apr																												
2020	3837	3806	4130	3874	3666	4242	4458	4298	4117	4844	4974	4319	4408	4277	4462	4276	4444	4771	4296	4312	4258	4395	4296	5067	5366	4150	4042	3937	3719	3738																												
2019	4482	4368	4209	4436	5134	4738	4321	4668	4676	4818	4863	5202	5340	4457	4651	4470	4668	5079	6157	6080	5611	5292	5004	4617	4622	5063	5002	4701	4915	4747																												
May	01-May	02-May	03-May	04-May	05-May	06-May	07-May	08-May	09-May	10-May	11-May	12-May	13-May	14-May	15-May	16-May	17-May	18-May	19-May	20-May	21-May	22-May	23-May	24-May	25-May	26-May	27-May	28-May	29-May	30-May	31-May																											
2020	4568	4932	4056	4042	4324	5033	4631	5122	4986	3746	4155	3995	4363	4164	4492	4458	3697	4104	4237	4814	4447	4360	3854	3927	4350	4481	4613	4787	5520	5547	4706																											
2019	4921	4539	4896	5130	4749	4458	4474	4144	4516	5012	5361	5445	5189	4946	5213	5083	5637	5037	4707	4701	4851	4647	4873	5420	5236	4957	4559	4708	4482	4473	5074																											
June	01-Jun	02-Jun	03-Jun	04-Jun	05-Jun	06-Jun	07-Jun	08-Jun	09-Jun	10-Jun	11-Jun	12-Jun	13-Jun	14-Jun	15-Jun	16-Jun	17-Jun	18-Jun	19-Jun	20-Jun	21-Jun	22-Jun	23-Jun	24-Jun	25-Jun	26-Jun	27-Jun	28-Jun	29-Jun	30-Jun																												
2020	4854	4383	4197	4021	4321	4747	4130	4377	3922	3658	4421	4754	4599	4651	4311	4593	4632	4542	4540	5462	4252	4057	4232	4849	5182	5094	5051	4058	3936	4345																												
2019	5632	5002	4626	4689	4469	4882	5515	5233	4847	5051	4801	4464	4312	5186	5438	4746	4759	4603	4895	4650	5317	5594	4766	4647	4690	5180	5071	5889	5759	4996																												
July	01-Jul	02-Jul	03-Jul	04-Jul	05-Jul	06-Jul	07-Jul	08-Jul	09-Jul	10-Jul	11-Jul	12-Jul	13-Jul	14-Jul	15-Jul	16-Jul	17-Jul	18-Jul	19-Jul	20-Jul	21-Jul	22-Jul	23-Jul	24-Jul	25-Jul	26-Jul	27-Jul	28-Jul	29-Jul	30-Jul	31-Jul																											
2020	3924	4388	4430	4765	3956	4557	4228	4148	4148	4464	5082	4537	4174	3895	3995	4292	4509	4815	4197	4225	4192	3985	4041	4706	4904	4276	3937	3948	4240	3915	5005																											
2019	4918	4618	4819	4668	4995	5388	4988	4980	4432	4831	4877	5511	5565	5067	5332	5061	4581	4801	5032	5076	4591	4922	5203	5235	5489	5853	5519	5368	5052	4979	4902																											
August	01-Aug	02-Aug	03-Aug	04-Aug	05-Aug	06-Aug	07-Aug	08-Aug	09-Aug	10-Aug	11-Aug	12-Aug	13-Aug	14-Aug	15-Aug	16-Aug	17-Aug	18-Aug	19-Aug	20-Aug	21-Aug	22-Aug	23-Aug	24-Aug	25-Aug	26-Aug	27-Aug	28-Aug	29-Aug	30-Aug	31-Aug																											
2020	4804	4342	4167	3934	4019	4388	4630	5412	4783	4344	4417	5099	4554	5087	5331	4348	4091	4171	4258	4382	4848	5127	4264	4244	3888	3858	3958	4347	4677	4246	4059																											
2019	4917	5761	5847	5195	4855	4674	4946	5020	5314	5673	4774	4872	4490	4505	4812	5165	5245	4660	4748	4590	4428	4507	5350	5821	5265	4712	4542	4692	4541	4998	5281																											
Sept	01-Sep	02-Sep	03-Sep	04-Sep	05-Sep	06-Sep	07-Sep	08-Sep	09-Sep	10-Sep	11-Sep	12-Sep	13-Sep	14-Sep	15-Sep	16-Sep	17-Sep	18-Sep	19-Sep	20-Sep	21-Sep	22-Sep	23-Sep																																			
2020	4055	3766	3877	4451	4505	4135	4029	4123	4125	3959	4287	4450	4139	4076	4194	4202	4211	4868	5180	4253	4235	3871	4172																																			
2019	5235	4408	4189	4177	4381	4858	5054	4626	4385	4232	4352	4424	4880	4984	4532	4475	4516	4709	4556	5200	5440	4422	4702																																			

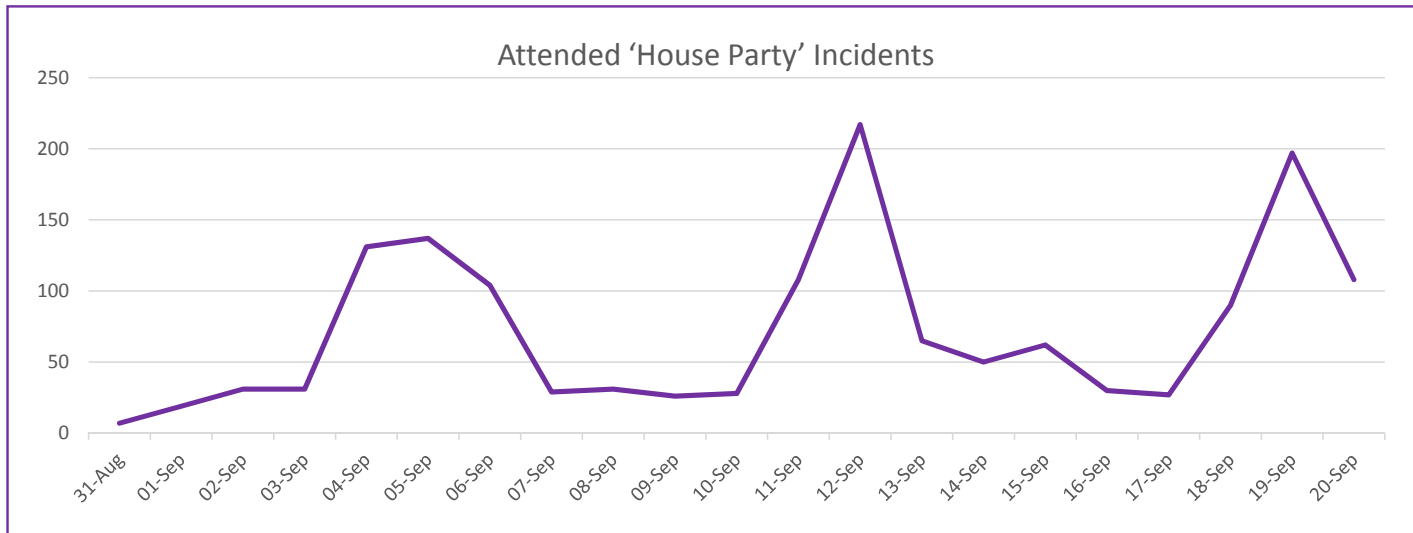
Note: No figures should be considered as Official Police Statistics. These may not yet have been verified or validated.

OFFICIAL



Incident Demand – House Gatherings (31st August – 20th September 2020)

From Friday 28th August 2020, additional monitoring of ‘house party’ incidents has taken place. This will be reported weekly going forward.



Attended 'House Party' Incidents

31-Aug	01-Sep	02-Sep	03-Sep	04-Sep	05-Sep	06-Sep	07-Sep	08-Sep	09-Sep	10-Sep	11-Sep	12-Sep	13-Sep	14-Sep	15-Sep	16-Sep	17-Sep	18-Sep	19-Sep	20-Sep	Total
7	19	31	31	131	137	104	29	31	26	28	108	217	65	50	62	30	27	90	197	108	1528

Parties Dispersed

31-Aug	01-Sep	02-Sep	03-Sep	04-Sep	05-Sep	06-Sep	07-Sep	08-Sep	09-Sep	10-Sep	11-Sep	12-Sep	13-Sep	14-Sep	15-Sep	16-Sep	17-Sep	18-Sep	19-Sep	20-Sep	Total
0	0	1	1	8	26	14	2	3	16	6	10	39	26	5	14	13	8	21	61	51	325

Enforcement Activity

	Total
FPNs	78
Charges	19

* Please note – Number of Parties that have been dispersed data is now taken from the CVI database as a more sustainable measure. * These numbers are subject to change as better data becomes available. There may be revisions to the date to reflect calendar day rather than police day.

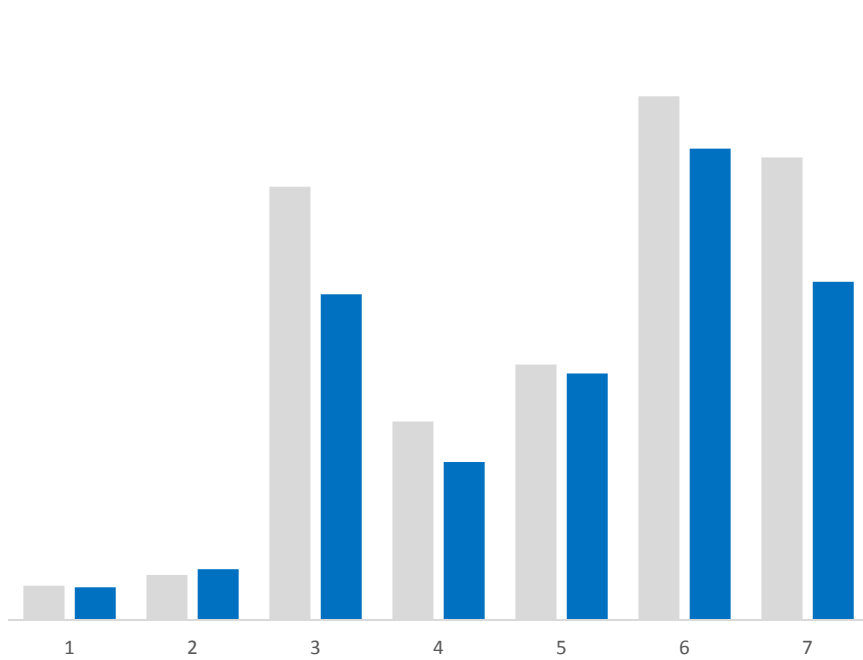
Note: No figures should be considered as Official Police Statistics. These may not yet have been verified or validated.



Weekly Crime Demand (14th September – 20th September 2020)

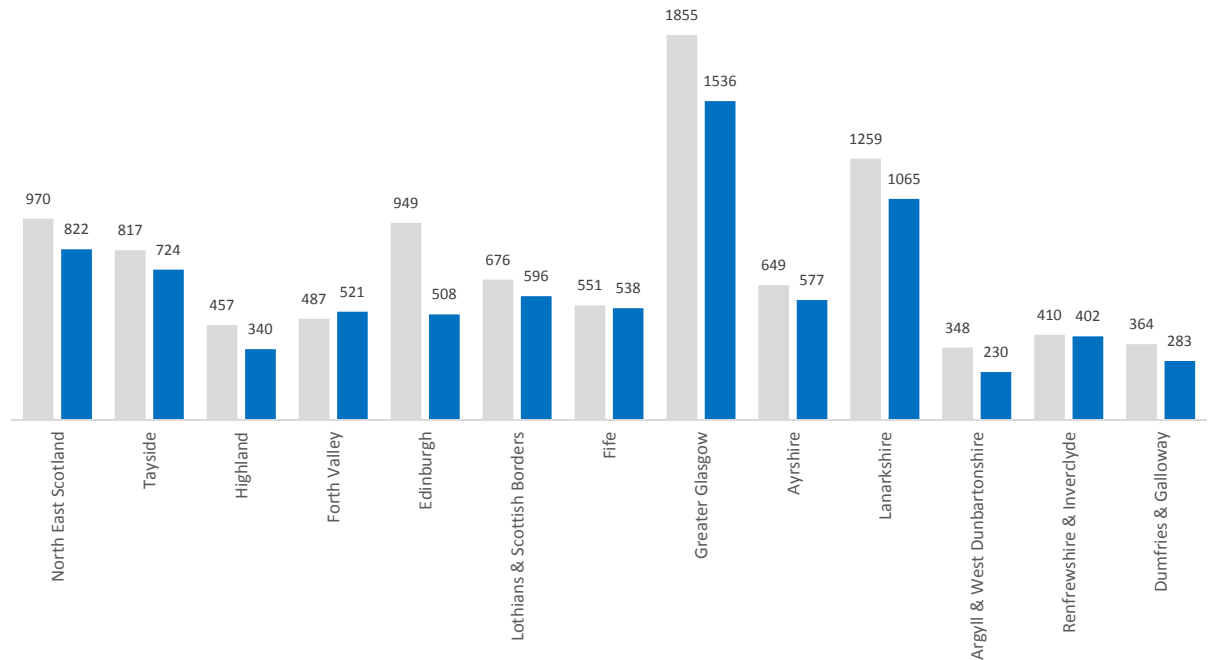
Weekly Crime by Group

■ 2019/20 ■ 2020/21



Weekly Crime by Division

■ 2019/20 ■ 2020/21



Crime Group	1	2	3	4	5	6	7	Total
2019/20	174	228	2171	996	1281	2624	2318	9792
2020/21	166	257	1633	793	1236	2362	1695	8142

All Crime Groups (with the exception of Group 2) show a decrease in volume when the preceding weeks volume is compared to the same period in 2019. All divisions this week have noted a decrease in crime volumes, with the exception of Forth Valley which shows a slight increase.

More information regarding Crime Groups can be found [via this link](#)

No figures should be considered as Official Police Statistics. These may not yet have been verified or validated.

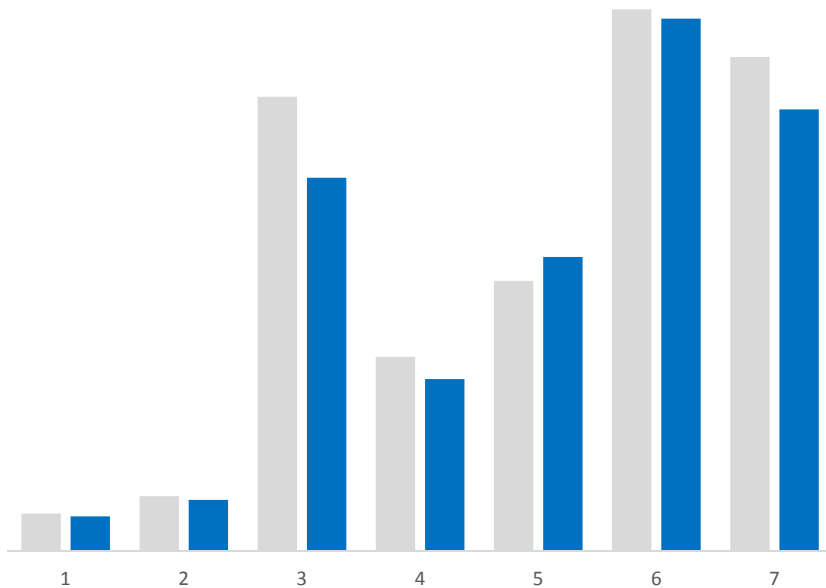
OFFICIAL



Cumulative Crime Demand (9th March – 20th September 2020)

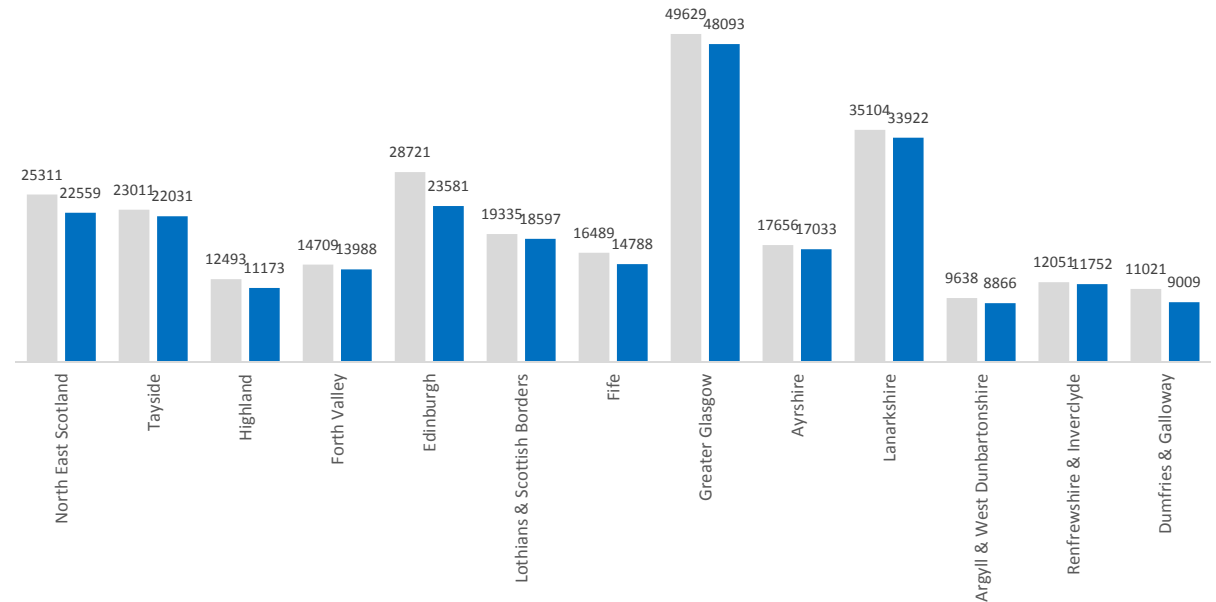
Total Crime by Group

■ 2019/20 ■ 2020/21



Total Crime by Division

■ 2019/20 ■ 2020/21



Crime Group	1	2	3	4	5	6	7	Total
2019/20	5084	7425	61049	26140	36334	72770	66366	275168
2020/21	4719	6928	50178	23142	39540	71531	59354	255392

All Crime Groups (with the exception of Group 5) show a decrease in volume when compared to the same period in 2019. All Divisions continue to show a cumulative decrease in volume when compared to the same time period in 2019.

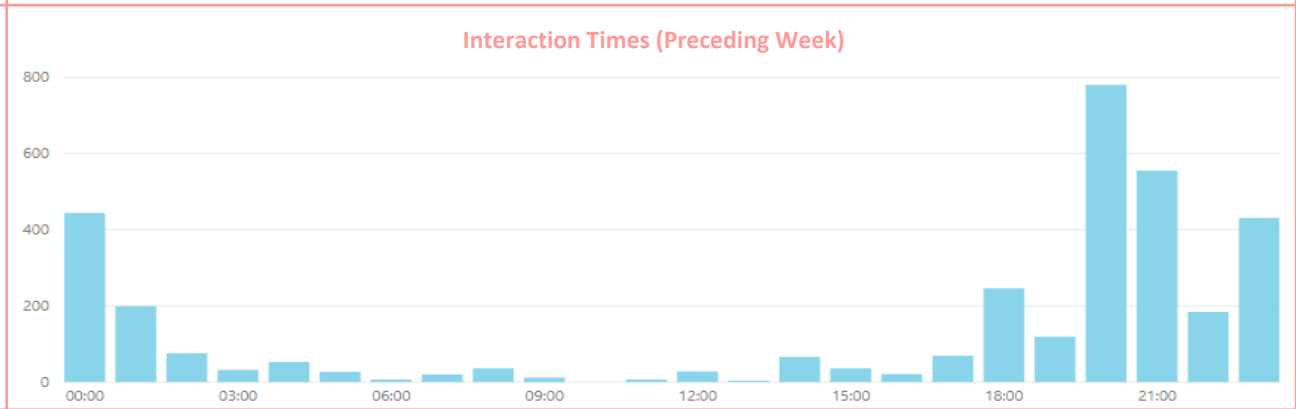
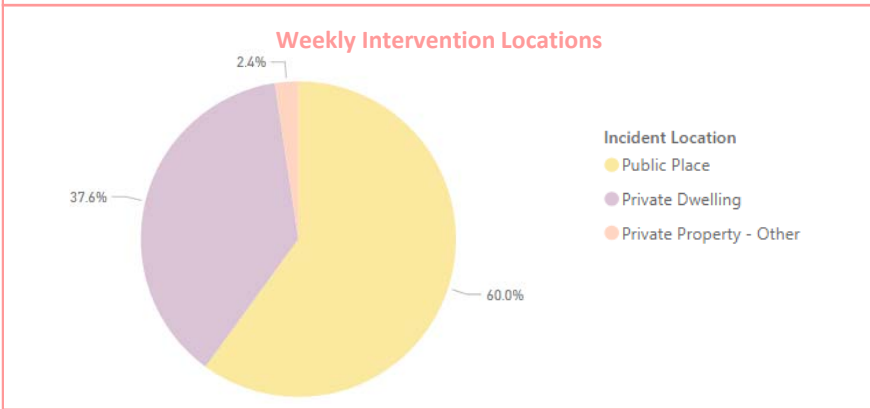
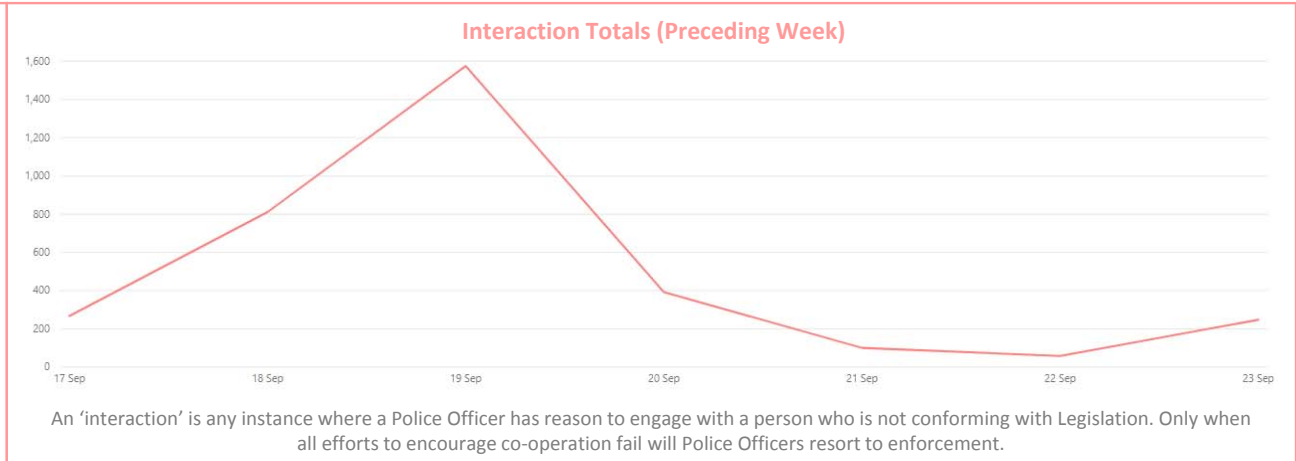
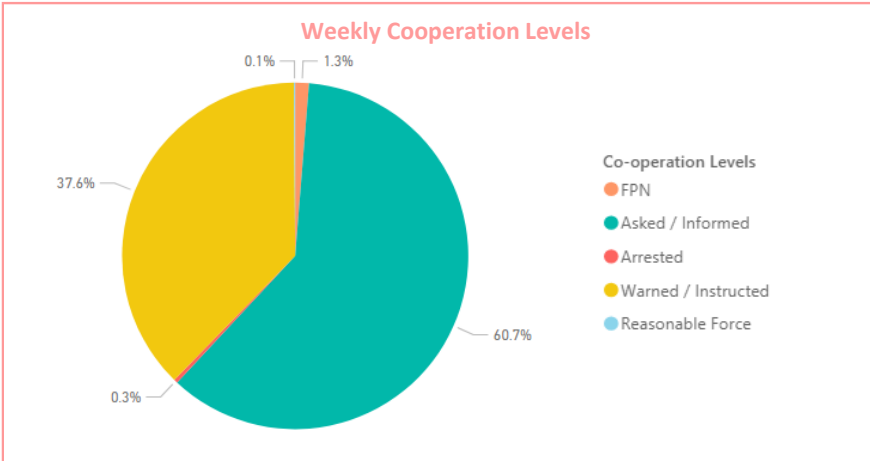
More information regarding Crime Groups can be found [via this link](#)

No figures should be considered as Official Police Statistics. These may not yet have been verified or validated.

OFFICIAL



Weekly Legislation Co-operation (17th – 23rd September 2020)



In response to the introduction of The Health Protection (Coronavirus) (Restrictions) (Scotland) Regulations 2020 and Coronavirus Act 2020, Police Scotland developed a 'Coronavirus Interventions' (CVI) recording system. This system allowed Police Scotland to begin gathering data in relation to the public co-operation levels with the new legislation. This system relies on Police Officers manually updating the system with the co-operation level when they encounter an individual in contravention of the new legislation.

Due to the manual input required to form this data set, the contents of this slide are indicative only. Actual figures will differ from those recorded on Crime Systems (please see slide 11), may be subject to change, and cannot be considered Official Police Statistics. They do provide an indication of the public co-operation levels across Scotland.

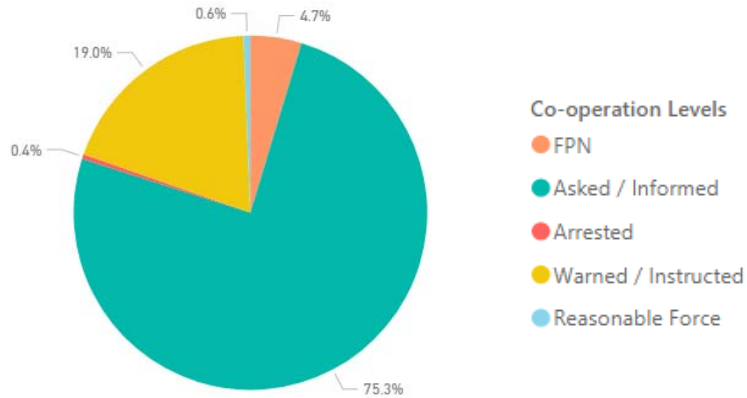
No figures should be considered as Official Police Statistics. These may not yet have been verified or validated.

OFFICIAL

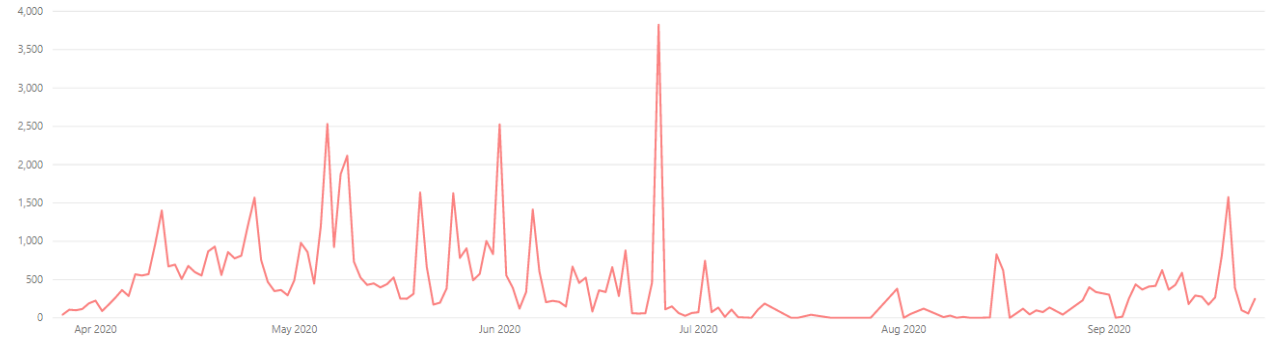


Coronavirus Legislation Co-operation (27th March – 23rd September 2020)

All Time Cooperation Levels

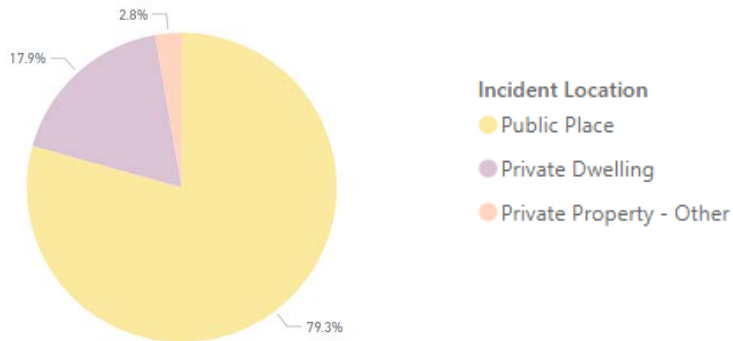


Interaction Totals (All Time)

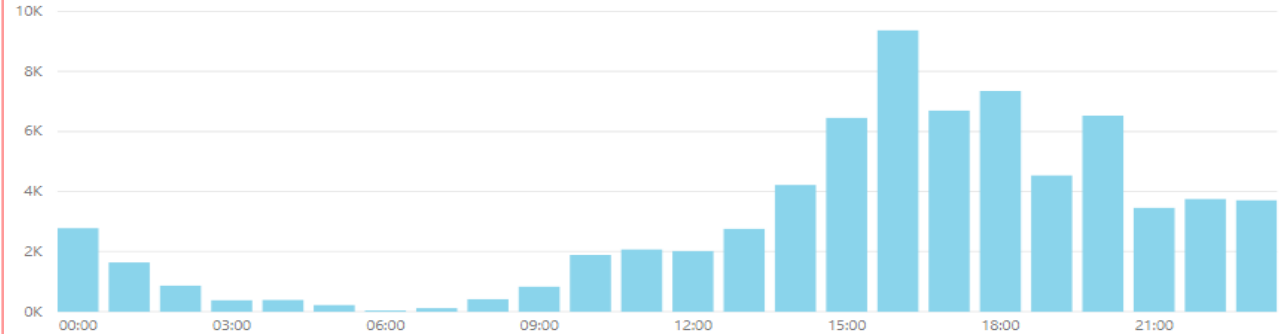


An 'interaction' is any instance where a Police Officer has reason to engage with a person who is not conforming with Legislation. Only when all efforts to encourage co-operation fail will Police Officers resort to enforcement.

All Time Intervention Locations



Interaction Times (All Time)



In response to the introduction of The Health Protection (Coronavirus) (Restrictions) (Scotland) Regulations 2020 and Coronavirus Act 2020, Police Scotland developed a 'Coronavirus Interventions' (CVI) recording system. This system allowed Police Scotland to begin gathering data in relation to the public co-operation levels with the new legislation. This system relies on Police Officers manually updating the system with the co-operation level when they encounter an individual in contravention of the new legislation.

Due to the manual input required to form this data set, the contents of this slide are indicative only. Actual figures will differ from those recorded on Crime Systems (please see slide 11), may be subject to change, and cannot be considered Official Police Statistics. They do provide an indication of the public co-operation levels across Scotland.

No figures should be considered as Official Police Statistics. These may not yet have been verified or validated.

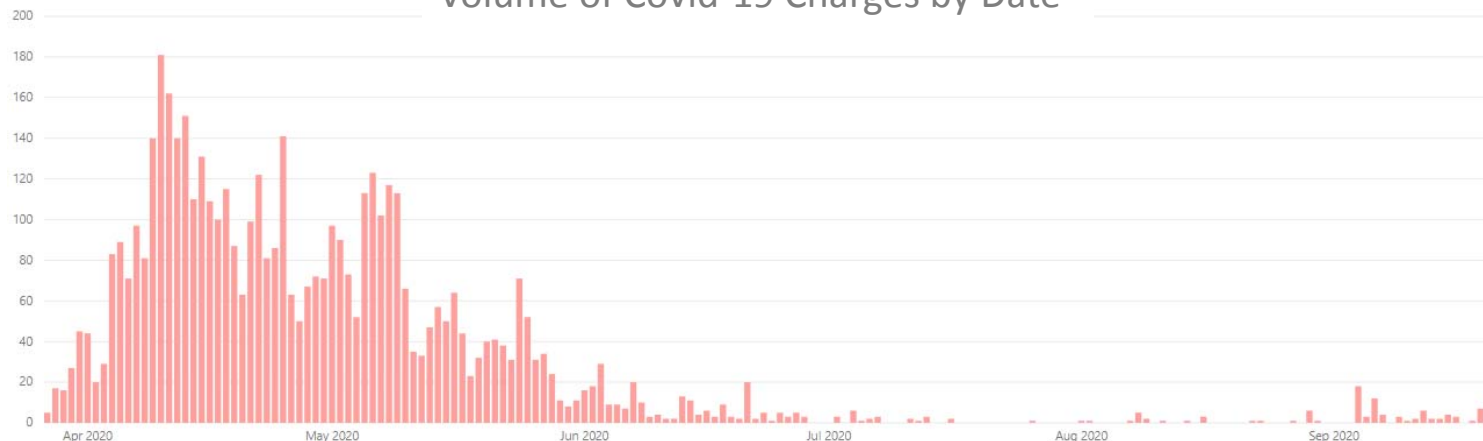
OFFICIAL



'Enforcement' of Coronavirus specific legislation

The following is a summary of all 'enforcement' action in relation to both The Health Protection (Coronavirus) (Restrictions) (Scotland) Regulations 2020 and Coronavirus Act 2020. This includes all Fixed Penalty Notices issued and processed by Police Scotland. It also includes all occasions that a charge was labelled and recorded on Police Scotland's Crime Recording System against a person in relation to the aforementioned legislation. This is a true value of the volume of recorded 'enforcement' activity, but does not provide the granularity of the Coronavirus Intervention (CVI) recording system and does not capture the earlier phases of the '4 E's' approach. These values remain subject to change as offences are retrospectively added or amended and do not match the indicative 'enforcement' values from the CVI recording system.

Volume of Covid-19 Charges by Date



Total	Total																									March	27-Mar	28-Mar	29-Mar	30-Mar	31-Mar
2020	5045																									2020	5	17	16	27	45
April	01-Apr	02-Apr	03-Apr	04-Apr	05-Apr	06-Apr	07-Apr	08-Apr	09-Apr	10-Apr	11-Apr	12-Apr	13-Apr	14-Apr	15-Apr	16-Apr	17-Apr	18-Apr	19-Apr	20-Apr	21-Apr	22-Apr	23-Apr	24-Apr	25-Apr	26-Apr	27-Apr	28-Apr	29-Apr	30-Apr	
2020	44	20	29	83	89	71	97	81	140	181	162	140	151	110	131	109	100	115	87	63	99	122	81	86	141	63	50	67	72	71	
May	01-May	02-May	03-May	04-May	05-May	06-May	07-May	08-May	09-May	10-May	11-May	12-May	13-May	14-May	15-May	16-May	17-May	18-May	19-May	20-May	21-May	22-May	23-May	24-May	25-May	26-May	27-May	28-May	29-May	30-May	31-May
2020	97	90	73	52	113	123	102	117	113	66	35	33	47	57	50	64	44	23	32	40	41	38	31	71	52	31	34	24	11	8	11
June	01-Jun	02-Jun	03-Jun	04-Jun	05-Jun	06-Jun	07-Jun	08-Jun	09-Jun	10-Jun	11-Jun	12-Jun	13-Jun	14-Jun	15-Jun	16-Jun	17-Jun	18-Jun	19-Jun	20-Jun	21-Jun	22-Jun	23-Jun	24-Jun	25-Jun	26-Jun	27-Jun	28-Jun	29-Jun	30-Jun	
2020	16	18	29	9	9	7	20	10	3	4	2	2	13	11	4	6	3	9	3	2	20	2	5	1	5	3	5	3	0	0	
July	01-Jul	02-Jul	03-Jul	04-Jul	05-Jul	06-Jul	07-Jul	08-Jul	09-Jul	10-Jul	11-Jul	12-Jul	13-Jul	14-Jul	15-Jul	16-Jul	17-Jul	18-Jul	19-Jul	20-Jul	21-Jul	22-Jul	23-Jul	24-Jul	25-Jul	26-Jul	27-Jul	28-Jul	29-Jul	30-Jul	31-Jul
2020	0	0	0	3	6	1	2	0	0	0	3	2	1	0	0	3	0	0	0	0	0	0	0	0	0	0	2	0	0	0	0
August	01-Aug	02-Aug	03-Aug	04-Aug	05-Aug	06-Aug	07-Aug	08-Aug	09-Aug	10-Aug	11-Aug	12-Aug	13-Aug	14-Aug	15-Aug	16-Aug	17-Aug	18-Aug	19-Aug	20-Aug	21-Aug	22-Aug	23-Aug	24-Aug	25-Aug	26-Aug	27-Aug	28-Aug	29-Aug	30-Aug	31-Aug
2020	1	1	0	0	0	0	1	1	5	0	2	0	0	1	0	1	0	0	0	0	0	3	1	0	0	0	1	0	1	6	0
Sept	01-Sep	02-Sep	03-Sep	04-Sep	05-Sep	06-Sep	07-Sep	08-Sep	09-Sep	10-Sep	11-Sep	12-Sep	13-Sep	14-Sep	15-Sep	16-Sep	17-Sep	18-Sep	19-Sep	20-Sep	21-Sep	22-Sep	23-Sep								
2020	0	0	0	1	18	3	12	0	4	3	1	2	6	2	2	4	0	3	1	7	14	2	0								

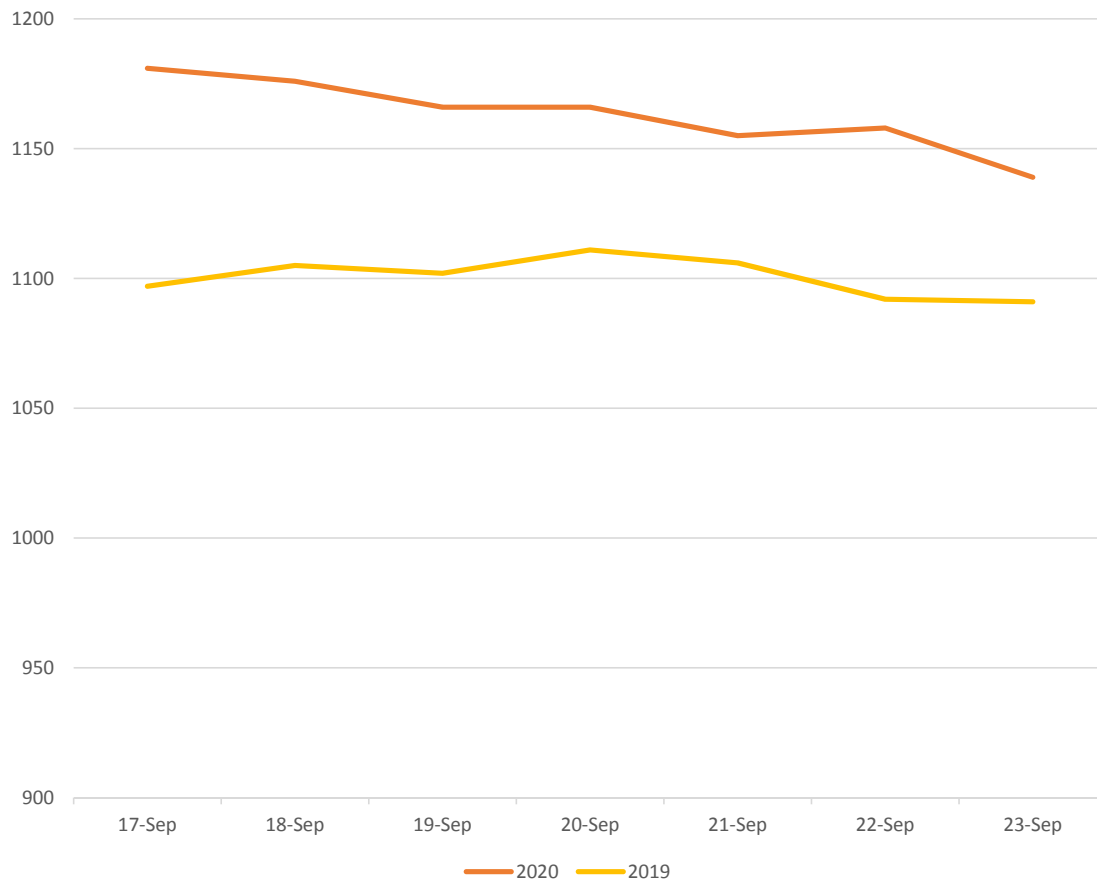
No figures should be considered as Official Police Statistics. These may not yet have been verified or validated.

OFFICIAL



Weekly Absence (17th – 23rd September 2020)

Weekly Absence Levels Line Graph – Comparison of 2019 to 2020



Police Scotland Current Absences

23rd Sept 2020	No.	Change from same day previous week	Change from same day previous week (%)
COVID-19	273	-36	-12%
Total Absences	1139	-52	-4%

Date	17-Sep	18-Sep	19-Sep	20-Sep	21-Sep	22-Sep	23-Sep
2020	1181	1176	1166	1166	1155	1158	1139
2019	1097	1105	1102	1111	1106	1092	1091

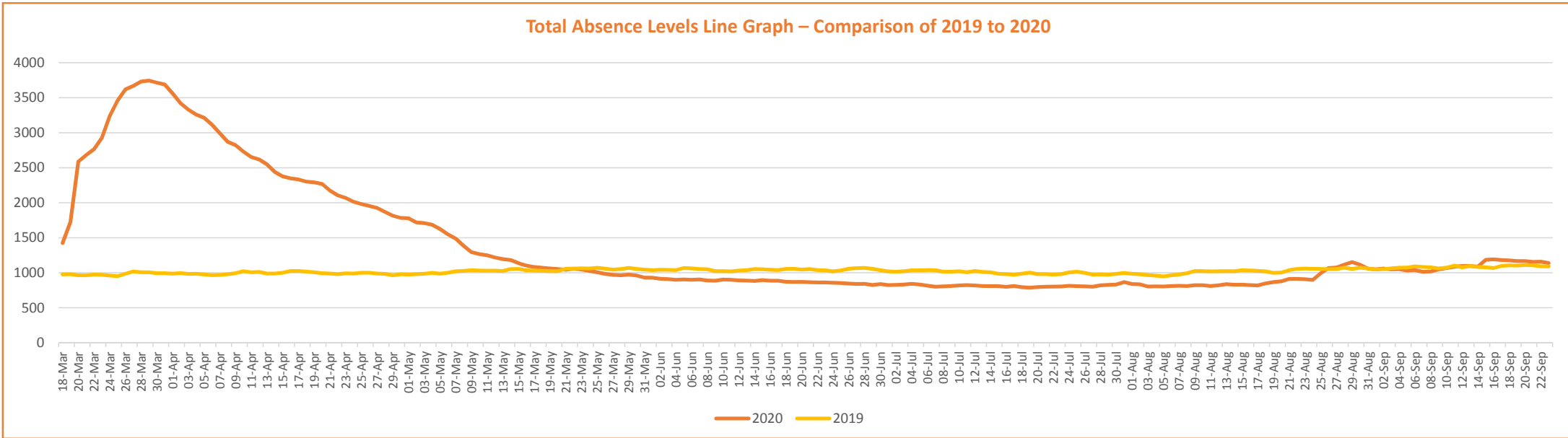
No figures should be considered as Official Police Statistics. These may not yet have been verified or validated.

OFFICIAL



Total Absence (18th March – 23rd September 2020)

Total Absence Levels Line Graph – Comparison of 2019 to 2020



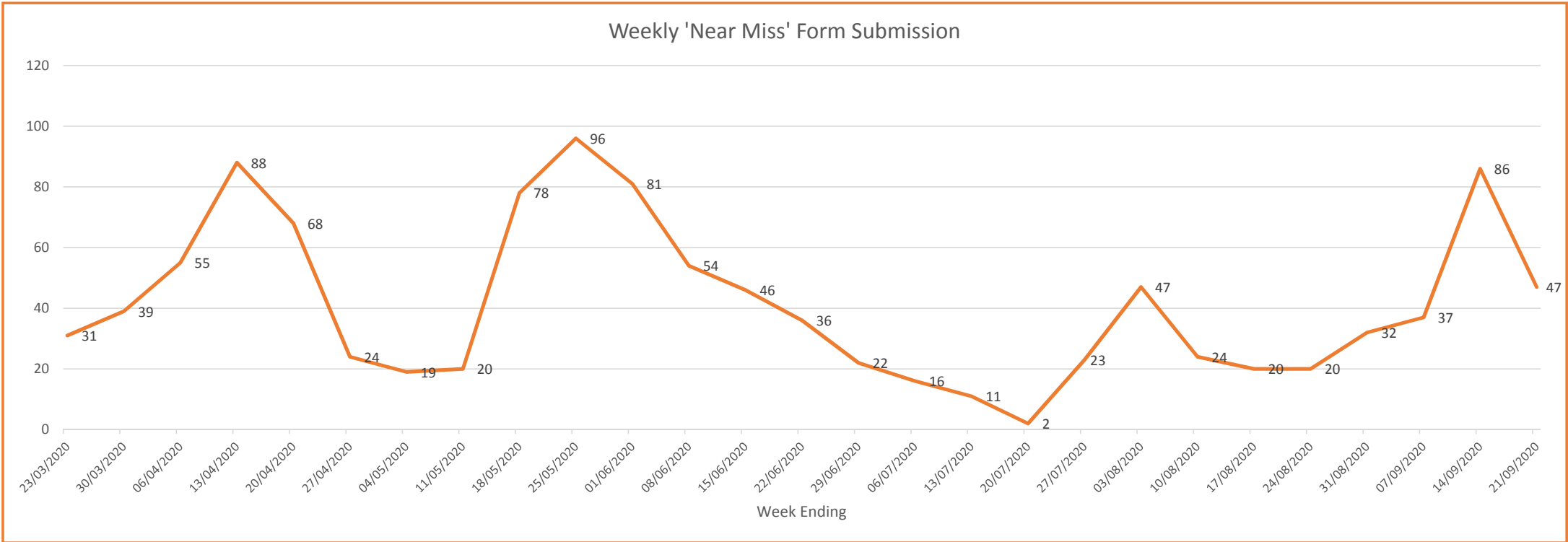
	March	18-Mar	19-Mar	20-Mar	21-Mar	22-Mar	23-Mar	24-Mar	25-Mar	26-Mar	27-Mar	28-Mar	29-Mar	30-Mar	31-Mar
2020	1424	1725	2587	2681	2926	2765	2926	3238	3460	3619	3669	3731	3745	3716	3688
2019	977	979	964	963	973	971	961	951	985	1018	1007	1006	993	994	994
April	01-Apr	02-Apr	03-Apr	04-Apr	05-Apr	06-Apr	07-Apr	08-Apr	09-Apr	10-Apr	11-Apr	12-Apr	13-Apr	14-Apr	15-Apr
2020	3562	3421	3330	3258	3214	3114	2992	2871	2823	2730	2653	2619	2548	2440	2376
2019	987	995	983	985	976	965	968	978	993	1022	1006	1012	989	989	1000
May	01-May	02-May	03-May	04-May	05-May	06-May	07-May	08-May	09-May	10-May	11-May	12-May	13-May	14-May	15-May
2020	1779	1720	1709	1686	1626	1550	1486	1385	1293	1266	1249	1217	1194	1182	1137
2019	973	981	986	999	987	1000	1022	1027	1037	1032	1030	1029	1025	1052	1054
June	01-Jun	02-Jun	03-Jun	04-Jun	05-Jun	06-Jun	07-Jun	08-Jun	09-Jun	10-Jun	11-Jun	12-Jun	13-Jun	14-Jun	15-Jun
2020	929	915	910	900	905	899	904	889	887	903	900	891	888	883	894
2019	1037	1043	1041	1038	1067	1062	1052	1049	1023	1023	1020	1032	1036	1052	1049
July	01-Jul	02-Jul	03-Jul	04-Jul	05-Jul	06-Jul	07-Jul	08-Jul	09-Jul	10-Jul	11-Jul	12-Jul	13-Jul	14-Jul	15-Jul
2020	823	826	831	842	832	815	801	806	810	819	823	818	810	809	808
2019	1019	1015	1021	1034	1035	1038	1036	1015	1015	1022	1006	1025	1012	1007	985
August	01-Aug	02-Aug	03-Aug	04-Aug	05-Aug	06-Aug	07-Aug	08-Aug	09-Aug	10-Aug	11-Aug	12-Aug	13-Aug	14-Aug	15-Aug
2020	838	835	804	806	804	811	814	810	822	822	811	821	836	829	830
2019	985	979	967	959	948	964	976	993	1025	1023	1019	1021	1023	1021	1037
Sept	01-Sep	02-Sep	03-Sep	04-Sep	05-Sep	06-Sep	07-Sep	08-Sep	09-Sep	10-Sep	11-Sep	12-Sep	13-Sep	14-Sep	15-Sep
2020	1050	1059	1048	1051	1031	1038	1013	1018	1046	1068	1085	1097	1097	1088	1184
2019	1047	1051	1063	1073	1075	1090	1083	1078	1061	1073	1102	1078	1095	1082	1078

No figures should be considered as Official Police Statistics. These may not yet have been verified or validated.

OFFICIAL



Near Miss and Testing Data (w/e 23rd March – 21st September 2020)



‘Near miss’ forms in the context of the pandemic situation may be submitted for a variety of reasons. i.e. when officers are potentially exposed to: COVID-19 whilst not wearing PPE, where PPE malfunctions, or in any other instance an officer feels a risk to themselves in a specific occurrence relating to COVID-19.

This can occur due to the reactive nature of policing, as well as being influenced by training levels and supply of PPE. This number of ‘Near Miss’ weekly submissions has decreased from the previous week.

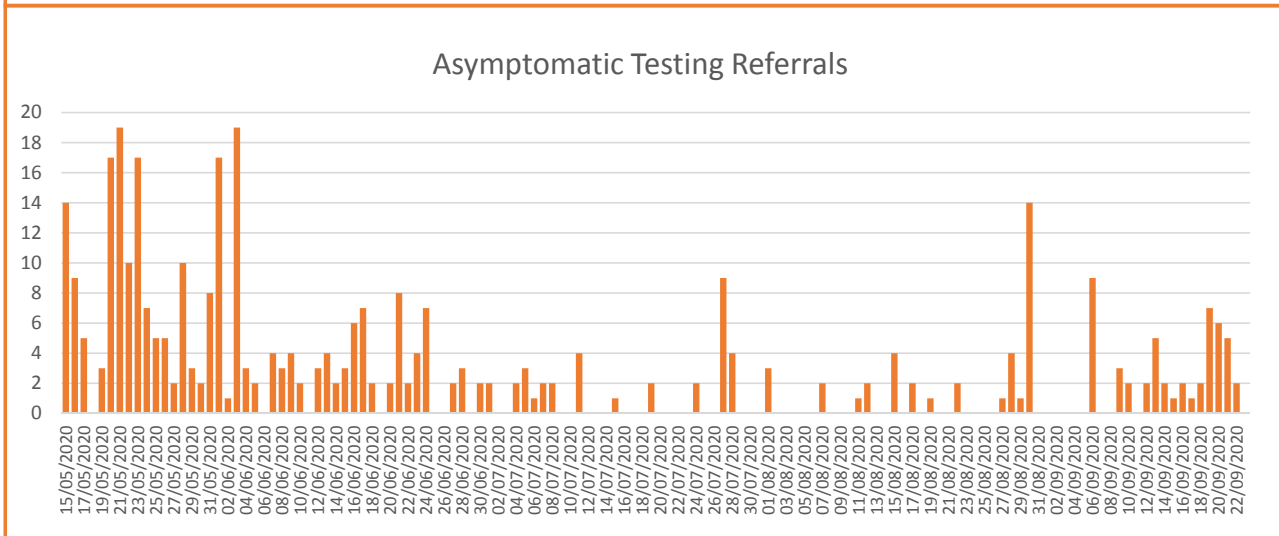
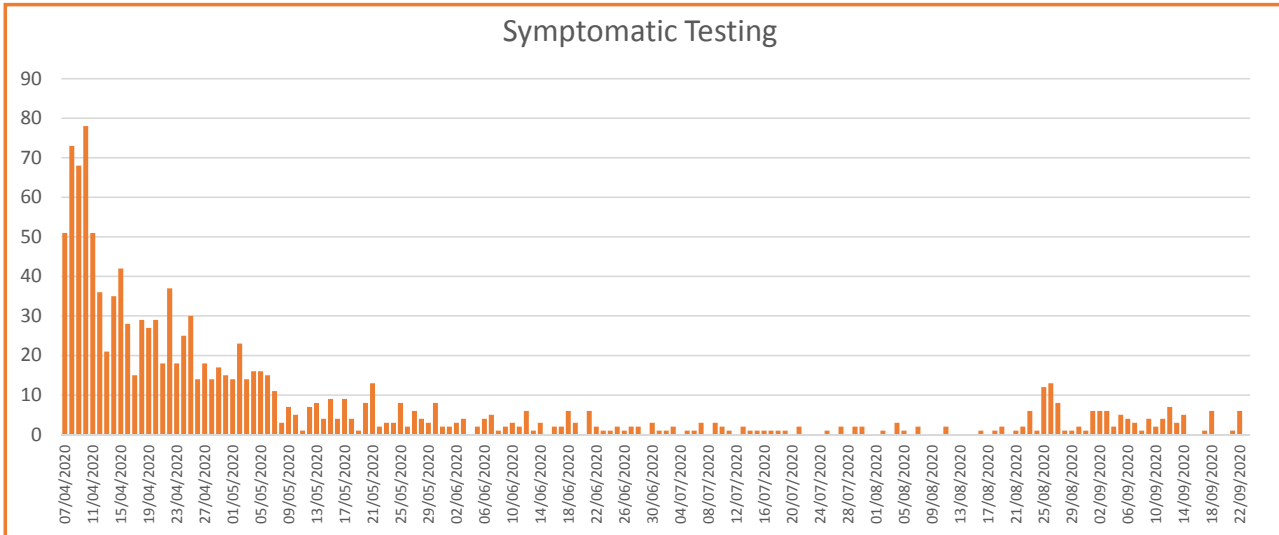
The amount of forms submitted continues to be attributable to the process for requesting an asymptomatic COVID-19 screening test due to an occupational risk, requiring the submission of a ‘near miss’ form. Many of the reports would not have been submitted without this requirement. The number of incidents where a lack of PPE is identified has not risen.

No figures should be considered as Official Police Statistics. These may not yet have been verified or validated.

OFFICIAL



Testing Data (7th April – 23rd September 2020)



Police Scotland Testing Data			
Total Referrals	Tested Positive	Tested Negative	Inconclusive
Symptomatic Testing			
1391	171	1101	22
Asymptomatic Testing			
412	3	355	2
Contact Tracing			
67	14	34	0
Other: Locally Arranged Tests			
847	72	771	4

Locally arranged tests may refer to Divisional arrangements, self arranged tests or those arranged by the NHS.

*Work has been undertaken resulting in some duplication of results being corrected which has resulted in a drop, particularly with regards to self referral reporting data, of positive and some negative cases.

*Please note that individuals who are 'traced' are not always deemed suitable for testing and suitability is determined by the NHS. These tests are not arranged by Police Scotland. For those who have been tested within Phase 3, we have recorded the result accordingly.

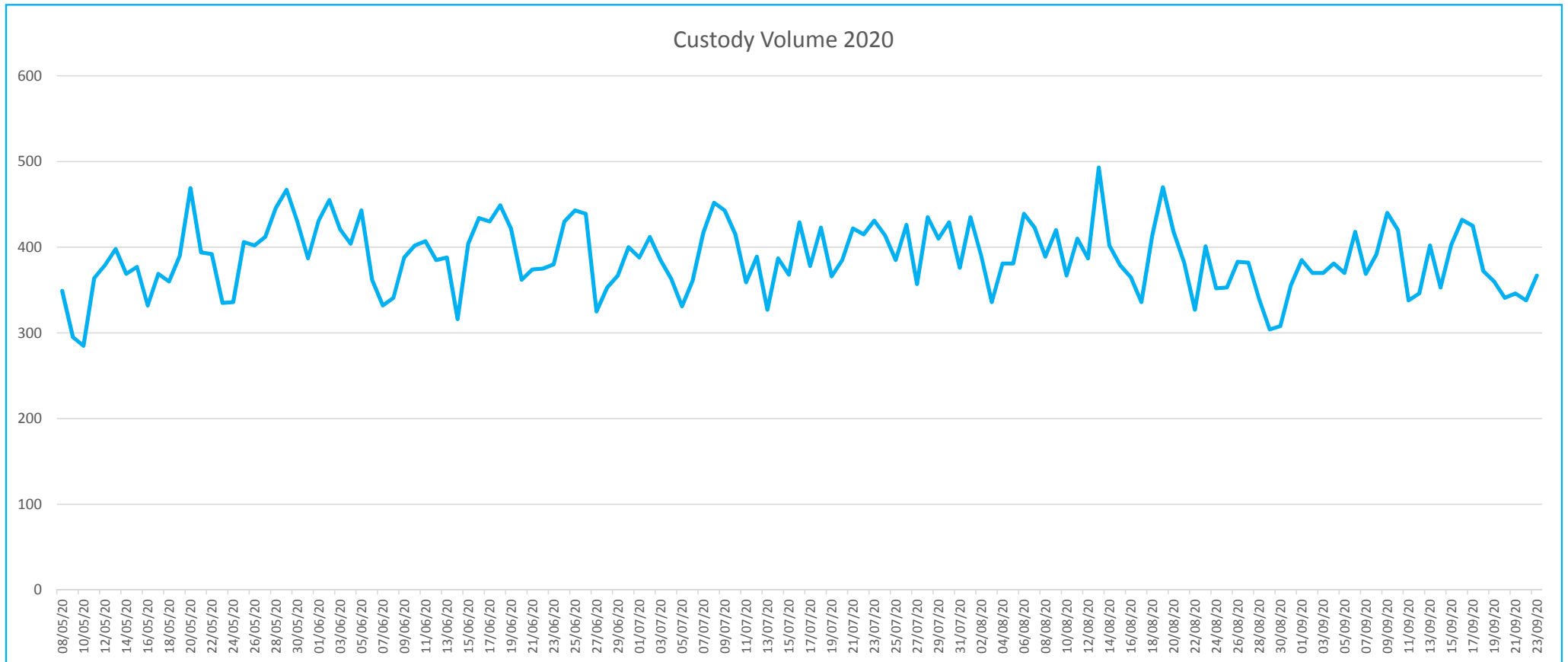
*Please note Testing Data is now being reported weekly. The last Testing data report was received on 22nd September 2020 and includes tests arranged up to and including 24th September 2020.

No figures should be considered as Official Police Statistics. These may not yet have been verified or validated.

OFFICIAL

Custody Volume

The below line graph displays the total custody volume over time. The number of custodies fell on the approach to 'lockdown', reaching their lowest level on 29th March. Since that date Custodies have steadily increased and now show a consistent pattern.



No figures should be considered as Official Police Statistics. These may not yet have been verified or validated.

OFFICIAL