



<b>Report To:</b>	<b>SPA Board Members</b>		
<b>Meeting Date:</b>		<b>Agenda Item:</b>	
<b>Report Title:</b>	<b>Operation Talla Weekly Update</b>		
<b>Sponsored by:</b>		<b>Presented by:</b>	<b>DCC Graham</b>
<b>Appendix Attached:</b>	<b>APPENDIX A – Weekly COVID-19 Bulletin</b>		
<b>Report Classification</b>			
<b>Police Scotland:</b>	<b>For Noting</b>		
<b>SPA:</b>	<b>For Noting</b>		
<b>EXECUTIVE SUMMARY</b>			
<b>1.</b>	<b>Purpose</b>		
1.1	<p>This paper provides the Scottish Police Authority (SPA) with a weekly update on policing changes seen during Operation TALLA, Police Scotland’s COVID-19 response.</p> <p>This report contains the preceding week’s information and data on changing demands within the service centre, incident attendance and crime. It will also consider our COVID-19 response including our use of the emergency legislation and how we are assisting our officers and staff welfare throughout these challenging times.</p> <p>This update will have a reporting period of Thursday to Wednesday. For the purpose of this report, the week of Thursday 22<sup>nd</sup> October 2020 to Wednesday 28<sup>th</sup> October 2020 is considered.</p>		
<b>2.</b>	<b>Decision Requested</b>		
2.1	N/A		
<b>3.</b>	<b>Recommendation</b>		
3.1	N/A		
<b>4.</b>	<b>Alignment to Police Scotland Strategic Outcomes</b>		
4.1	<p>This report aligns to both Police Scotland’s Strategic Outcomes and the Operation TALLA Strategic Objectives as set out by DCC Malcolm Graham.</p> <p>This report discusses the flexible and adaptable response to the challenges posed by COVID-19 by Police Scotland (SO1, SO2 and SO5). It further highlights the activities undertaken by Police Scotland to protect our people (SO4). The levels of intervention activity discussed in the report serve to protect our communities from COVID-19 (SO1, SO2). The frequent, transparent publication of papers, such as this, and those published on the Police Scotland website provide engagement with communities, to maintain trust and confidence (SO3).</p>		

5.	Main Report
----	-------------

**5.1 CURRENT LANDSCAPE**

Over the last week, Police Scotland have continued their support of communities throughout the country as we negotiate through the dynamic pandemic landscape and national restrictions which were introduced on 23<sup>rd</sup> September 2020 preventing persons from visiting indoors.

Police Scotland’s approach has remained unchanged throughout the pandemic period, promoting ‘Engage, Explain and Encourage’ prior to ‘Enforcement’ action being taken and this remains the correct course of action where appropriate. Notwithstanding, officers have been informed that they may take enforcement action at their discretion, by taking into account whether persons are engaging in a blatant, conscious breach of regulations, if repeat locations or individuals are involved and whether an absence of enforcement would damage public confidence in policing.

Throughout Scotland, Coronavirus cases are increasing, particularly across the central belt. A number of occurrences have affected police officers and staff. These outbreaks are beginning to impact on frontline policing delivery, however these are being monitored closely and where appropriate plans are in place to move resources to meet demand. Police Scotland have established an Outbreak Management Team (OMT) to carry out an internal ‘track and trace’ function and offer advice to police officers and staff and they continue to engage with divisions to assist in limiting any spread of coronavirus throughout the organization.

Due to the increase in cases throughout the country Scottish Government has announced the introduction of a 5 tier system to control the spread of the virus. These restrictions range from close to a full ‘lockdown’ as seen in April this year to ‘nearly normal’ (as close to normal as possible without a vaccine). These took effect on Monday 2 November 2020 and will be reviewed every fortnight. On 29 October 2020, the Scottish Government declared which local authorities would be subject to specified tier levels. The current grading has Local Authorities between grades 1 and 3 with none at the highest or the lowest level of restriction as yet.

**5.2 SERVICE CENTRE DEMAND**

In the last week, the volume of 101 calls answered has increased 14% from last week’s figure whilst the volume of 999 calls has decreased by 17%. Despite the rise in 101 calls answered, they continue to trend at lower levels than the same time last year (15% lower). 999 calls are 12% lower when compared with the same week last year.

**5.3 INCIDENT DEMAND**

Total incident volumes have remained relatively static from last week, there has been a 9% decrease in incident volumes when compared to the same dates in 2019. Public nuisance has decreased by 16% on last week’s figures and noise incidents have not changed since

last week. Disturbance incidents have decreased from last week's figures by 16%. Public nuisance and noise calls remain at higher levels than last year and disturbance calls are showing at slightly lower levels than those of last year.

#### **5.4 CRIME**

Crime volume continues to remain lower than seasonal average. Overall crime in the last week is at a lower level than a comparable period last year with the exception of group two crimes which at a slightly higher level. Most divisions have experienced crime volumes of a lower level than the same period last year with the exception of North East Scotland, Forth Valley, Lothian and the Scottish Borders and Fife which have all seen a slight increase on last year's figures.

The volume of recorded crimes for every crime group with the exception of Group 5 are also lower when compared to last year.

#### **5.5 COVID-19 INTERVENTION ACTIVITY**

Throughout the last week, Police Scotland's approach to the use of COVID-19 legislation remains to firstly engage with people, explain the provisions and encourage them to comply with the necessary restrictions with enforcement action being taken where there are found to be flagrant and blatant breaches of legislation.

In the last seven days, Police Scotland officers attended 16,813 incidents. This figure statistically similar to last week

This brings some context to the incidents requiring COVID-19 intervention, whereby there were 1245 COVID-19 interventions recorded on the CVI system this week, 61% of which took place within private dwellings.

Since quarantine regulations came into force on travellers entering Scotland from outwith the UK on the 15<sup>th</sup> June up to and including 25<sup>th</sup> October, Police Scotland have received 893 referrals from Public Health Scotland (PHS) relating to potential breaches of quarantine, 345 of which were dealt with by the resolution team and 277 of which have been dealt with by local policing. 271 referrals were weeded prior to an incident being raised. In 68% of resolved referrals, the travellers were found to be complying with quarantine restrictions. In the majority of the remaining referrals, the travellers have been untraced due to a variety of reasons such as inaccurate data provided to PHS or the expiration of the quarantine period prior to persons being traced.

There has been eight FPN issued in relation to breaches of Travel Regulations generated from Home Office or Public Health Scotland referrals and one report to the PF. This is an increase of 1 FPN from last week.

#### **5.6 ABSENCE**

Over the past week, employee absence levels has decreased over the weekend then climbed back up towards the end of the week. Absence continues to trend at a higher level than the same period last year. This rise is partly attributable to the identification of confirmed COVID-19 cases which has resulted in several groups of officers being required to self-isolate as well as a rise in tracing figures. Those absences related to COVID-19 have

maintained a similar level to last week, and are currently sitting at 544, compared to 546 last week.

## **5.7 OFFICER AND STAFF COVID-19 SCREENING**

People & Development continue to support our workforce, providing reassurance to officers, staff and in specific circumstances their family members who are symptomatic, to assist with returning officers and staff to work as soon as possible. Symptomatic testing arranged up to the 28<sup>th</sup> October 2020 now totals 1412. The number of tests organised by Police Scotland sits at over 3400.

From all testing, 518 have returned as positive for COVID-19.

Testing of asymptomatic officers and staff based on risk commenced on 14<sup>th</sup> May and 566 tests have been arranged up to and including 28<sup>th</sup> October 2020. 16 of these tests have returned a positive result.

Contact tracing numbers are not available for this period.

## **5.8 COVID-19 NEAR MISSES**

'Near-miss' forms in the context of the pandemic situation may be submitted for a variety of reasons e.g. when officers are potentially exposed to COVID-19 whilst not wearing PPE, where PPE malfunctions, or in any other instance an officer feels a risk to themselves in a specific occurrence relating to COVID-19. This can occur due to the reactive nature of policing, as well as being influenced by training levels and supply of PPE.

The most current 'near miss' figures available for the dates 20<sup>th</sup> October until 26<sup>th</sup> October 2020 show that 71 forms were submitted. This is an increase on the previous week, where 62 forms were submitted.

## **5.9 GATHERINGS IN PRIVATE DWELLINGS**

Scottish Government commissioned data suggests that spread in and between households continues to drive much of the transmission of COVID-19 at the present time. This analysis has guided the decision to introduce national measures to stop persons visiting other households.

Police Scotland have undertaken an assessment of the demand posed by house-gatherings. The counting of house gathering methodology is designed to quantify the number of time officers have had to enter a private dwelling to investigate suspected breach of legislation or guidance, due to the increased risks of COVID transmission associated with these environments. If officers have not been assigned, or attend several hours later due to other demands and do not enter the premises, but, for example, write off the incident 'house in darkness, no noise', this will not be included as a house gathering as there is no evidence there has been one and no increased risk to officers. Information gathered is indicative and should not be considered police statistics.

## OFFICIAL

Indicative figures from the week of 19<sup>th</sup> October – 25<sup>th</sup> October 2020 suggest that Police Scotland attended over 279 occurrences of house gatherings throughout the force area. This is a decrease from the 307 attended the previous week.

Notable incidents over the past week include:

Ayrshire – Officers attended a property in response to numerous calls of a house party. There had been a previous incident on 24 October 2020 whereby householder issued with a COVID FPN. On police arrival persons attempted to leave via windows. Persons within refused to open door to police, voices heard within and music. Door forced under COVID powers. 2 persons were found within, both issued with COVID FPNs, including the householder (second FPN). One male returned to locus and was arrested for breach of the peace. All involved have been educated on police powers and their own responsibilities under the COVID regulations.

Edinburgh – Following a call relating to a party ongoing in a garden, police attended. On arrival a large number of students were present (about 40) who were dispersed. Even more students were arriving whilst officers were in attendance. Due to the numbers involved all the flat occupants were charged with Culpable and Reckless conduct.

Forth Valley – Party found to be taking place in a student flat in Stirling city centre with 30 persons present. The property was emptied by attending officers. Householder charged with Culpable and Reckless Conduct.

Lothian and Scottish Borders – Contact received reporting party at the locus. Householder contacted and she stated she was on a caravan holiday and had given her house keys to a friend. Officers confirmed with neighbours and CCTV that several persons were within; however, they refused to answer the door. Entry was forced and six persons found within that did not reside there. FPN issued.

### 5.10 SUBMISSION

This report is submitted to the SPA for information and consideration.

Appendix A – COVID-19 Weekly Bulletin contains the information which will be released publically by Police Scotland. This information will continue to be released weekly and will synchronise with the weekly SPA reporting for consistent, single data timelines.

# COVID-19 WEEKLY BULLETIN

## 22<sup>nd</sup> October – 28<sup>th</sup> October 2020

SERVING A  
CHANGING SCOTLAND



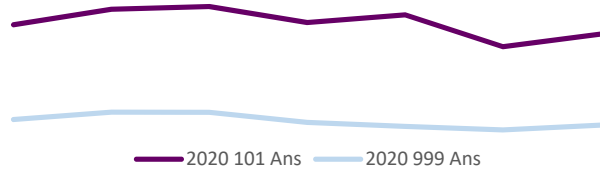
**SCOTTISH POLICE**  
**AUTHORITY**

No figures should be considered as Official Police Statistics. These may not yet have been verified or validated.

OFFICIAL

## Service Centre Demand

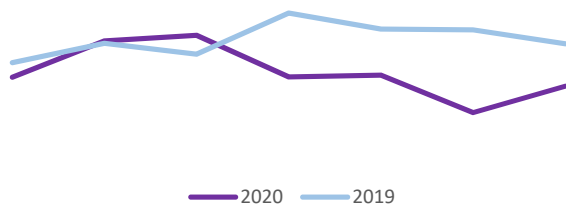
The volume of 101 calls answered were relatively consistent over the first part of the week thereafter decreasing towards the end of the reporting week. The volume of 999 calls answered increased over the weekend 23<sup>rd</sup> to 25<sup>th</sup> October and showed relatively consistent levels for the remainder of the reporting week.



— 2020 101 Ans — 2020 999 Ans

## Incident Demand

Incident volume increased over the weekend 23<sup>rd</sup> and 24<sup>th</sup> October 2020 thereafter decreasing and remaining at lower levels for the remainder of week. Overall incident volume continues to show lower levels compared to the same time last year.



— 2020 — 2019

## Gatherings in Private Dwellings

From 31/08/2020 – 25/10/2020

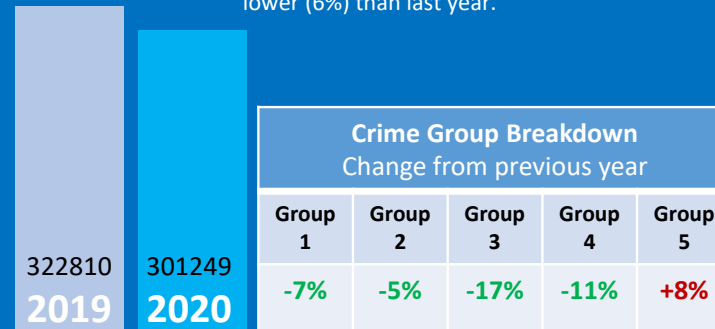
**3306** Attended reports of House Party

**1637** House Parties Dispersed

## Crime

Crime Volume (9 March – Present compared to Previous Year)

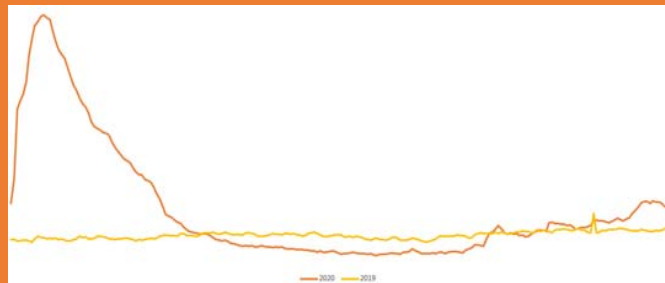
Crime has continued to trend at levels lower than the seasonal average, and total crime volume year to date continues to remain considerably lower (6%) than last year.



## 5465 Offences under COVID Legislation

Recorded COVID Charges are pulled from Police Scotland CRIME systems rather than CVI. Enforcement activity includes Fixed Penalty Notices and offences recorded on Police Scotland's Crime Recording System

## Absence

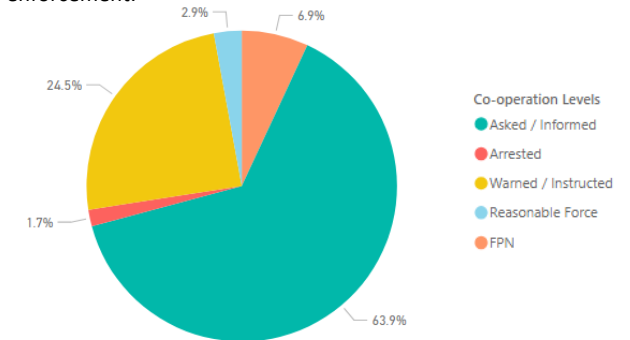


Absences throughout the entire week has continued to trend above levels when compared to 2019.

## Coronavirus Legislation

Co-operation with new Coronavirus Legislation

The below chart is indicative of the co-operation levels experienced by police over the last 7 days. The vast majority of interactions between police and the public continue to be resolved without enforcement.



## Quarantine Referrals to 25<sup>th</sup> October

<b>Public Health Scotland Travel Regs. Referrals</b>	<b>893</b>
Investigated by Resolution Team	<b>345</b>
Investigated by Local Policing	<b>277</b>
Investigations Ongoing	<b>0</b>
Weeded prior to investigation	<b>271</b>
<b>Travel Reg. offences resulting in FPN or SPR</b>	<b>9</b>

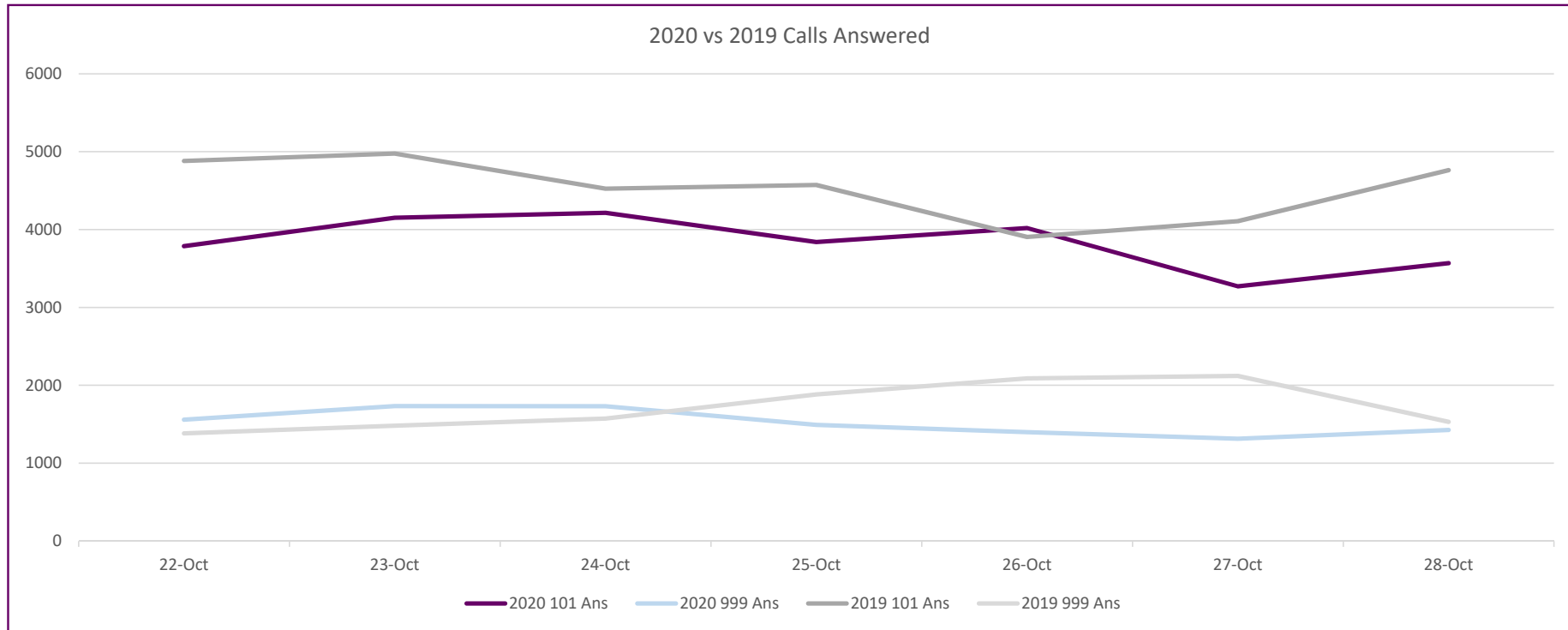
Note: The referral figures are a count of reports submitted to Police Scotland. These will therefore vary from counts of the number of individuals.  
FPNs may be derived from PHS, Home Office Referrals or from operational incidents.

No figures should be considered as Official Police Statistics. These may not yet have been verified or validated.

OFFICIAL



## Weekly Service Centre Demand (22<sup>nd</sup> October – 28<sup>th</sup> October 2020)



	22-Oct	23-Oct	24-Oct	25-Oct	26-Oct	27-Oct	28-Oct	Total
<b>2020 101 Ans</b>	3787	4151	4215	3839	4019	3271	3569	<b>26851</b>
<b>2020 999 Ans</b>	1559	1733	1731	1491	1399	1314	1427	<b>10654</b>
<b>2019 101 Ans</b>	4881	4975	4525	4573	3905	4108	4763	<b>31730</b>
<b>2019 999 Ans</b>	1382	1481	1572	1882	2088	2120	1530	<b>12055</b>

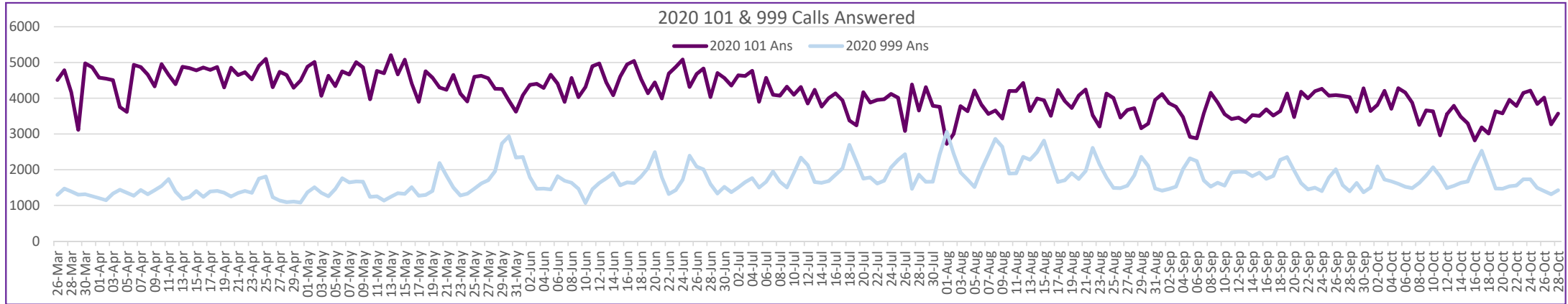
No figures should be considered as Official Police Statistics. These may not yet have been verified or validated.

OFFICIAL





# Cumulative Service Centre Demand (19<sup>th</sup> March – 28<sup>th</sup> October 2020)



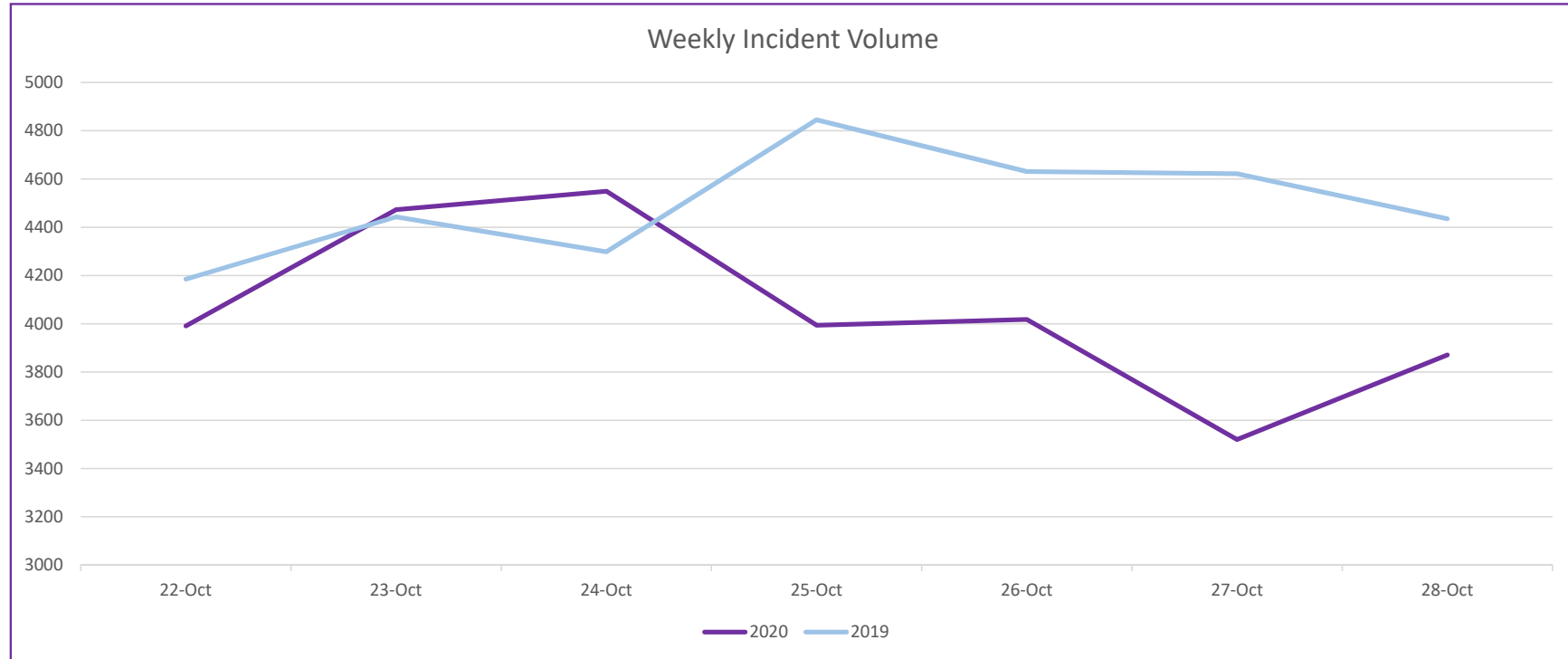
Total	Total																													March	19-Mar	20-Mar	21-Mar	22-Mar	23-Mar	24-Mar	25-Mar	26-Mar	27-Mar	28-Mar	29-Mar	30-Mar	31-Mar
2020 101 Ans	921823																													2020 101 Ans	3029	3362	3484	2852	4196	4755	4499	4510	4784	4169	3115	4977	4866
2020 999 Ans	382578																													2020 999 Ans	1904	2038	1929	1558	1311	1447	1336	1299	1471	1391	1302	1314	1259
<b>April</b>	<b>01-Apr</b>	<b>02-Apr</b>	<b>03-Apr</b>	<b>04-Apr</b>	<b>05-Apr</b>	<b>06-Apr</b>	<b>07-Apr</b>	<b>08-Apr</b>	<b>09-Apr</b>	<b>10-Apr</b>	<b>11-Apr</b>	<b>12-Apr</b>	<b>13-Apr</b>	<b>14-Apr</b>	<b>15-Apr</b>	<b>16-Apr</b>	<b>17-Apr</b>	<b>18-Apr</b>	<b>19-Apr</b>	<b>20-Apr</b>	<b>21-Apr</b>	<b>22-Apr</b>	<b>23-Apr</b>	<b>24-Apr</b>	<b>25-Apr</b>	<b>26-Apr</b>	<b>27-Apr</b>	<b>28-Apr</b>	<b>29-Apr</b>	<b>30-Apr</b>													
2020 101 Ans	4579	4550	4506	3753	3618	4935	4873	4663	4332	4954	4654	4394	4881	4846	4780	4861	4793	4874	4303	4856	4647	4728	4530	4910	5101	4311	4739	4647	4295	4494													
2020 999 Ans	1204	1145	1333	1440	1355	1272	1432	1312	1426	1545	1739	1386	1182	1232	1403	1238	1391	1406	1354	1248	1348	1408	1353	1752	1808	1231	1137	1090	1106	1082													
<b>May</b>	<b>01-May</b>	<b>02-May</b>	<b>03-May</b>	<b>04-May</b>	<b>05-May</b>	<b>06-May</b>	<b>07-May</b>	<b>08-May</b>	<b>09-May</b>	<b>10-May</b>	<b>11-May</b>	<b>12-May</b>	<b>13-May</b>	<b>14-May</b>	<b>15-May</b>	<b>16-May</b>	<b>17-May</b>	<b>18-May</b>	<b>19-May</b>	<b>20-May</b>	<b>21-May</b>	<b>22-May</b>	<b>23-May</b>	<b>24-May</b>	<b>25-May</b>	<b>26-May</b>	<b>27-May</b>	<b>28-May</b>	<b>29-May</b>	<b>30-May</b>	<b>31-May</b>												
2020 101 Ans	4884	5017	4069	4630	4340	4751	4665	5008	4865	3974	4764	4701	5205	4668	5080	4412	3898	4754	4576	4302	4235	4652	4131	3911	4600	4629	4563	4264	4260	3935	3626												
2020 999 Ans	1369	1509	1353	1257	1461	1761	1644	1670	1666	1240	1257	1135	1244	1344	1322	1510	1271	1295	1407	2185	1831	1500	1278	1325	1467	1613	1702	1961	2741	2936	2342												
<b>June</b>	<b>01-Jun</b>	<b>02-Jun</b>	<b>03-Jun</b>	<b>04-Jun</b>	<b>05-Jun</b>	<b>06-Jun</b>	<b>07-Jun</b>	<b>08-Jun</b>	<b>09-Jun</b>	<b>10-Jun</b>	<b>11-Jun</b>	<b>12-Jun</b>	<b>13-Jun</b>	<b>14-Jun</b>	<b>15-Jun</b>	<b>16-Jun</b>	<b>17-Jun</b>	<b>18-Jun</b>	<b>19-Jun</b>	<b>20-Jun</b>	<b>21-Jun</b>	<b>22-Jun</b>	<b>23-Jun</b>	<b>24-Jun</b>	<b>25-Jun</b>	<b>26-Jun</b>	<b>27-Jun</b>	<b>28-Jun</b>	<b>29-Jun</b>	<b>30-Jun</b>													
2020 101 Ans	4086	4376	4403	4289	4657	4411	3899	4568	4029	4315	4896	4974	4443	4086	4608	4947	5045	4538	4139	4441	3994	4691	4877	5084	4316	4677	4831	4033	4706	4569													
2020 999 Ans	2356	1791	1465	1470	1448	1819	1690	1637	1467	1070	1452	1629	1757	1902	1564	1646	1628	1805	2041	2493	1786	1321	1429	1720	2392	2085	2010	1593	1332	1518													
<b>July</b>	<b>01-Jul</b>	<b>02-Jul</b>	<b>03-Jul</b>	<b>04-Jul</b>	<b>05-Jul</b>	<b>06-Jul</b>	<b>07-Jul</b>	<b>08-Jul</b>	<b>09-Jul</b>	<b>10-Jul</b>	<b>11-Jul</b>	<b>12-Jul</b>	<b>13-Jul</b>	<b>14-Jul</b>	<b>15-Jul</b>	<b>16-Jul</b>	<b>17-Jul</b>	<b>18-Jul</b>	<b>19-Jul</b>	<b>20-Jul</b>	<b>21-Jul</b>	<b>22-Jul</b>	<b>23-Jul</b>	<b>24-Jul</b>	<b>25-Jul</b>	<b>26-Jul</b>	<b>27-Jul</b>	<b>28-Jul</b>	<b>29-Jul</b>	<b>30-Jul</b>	<b>31-Jul</b>												
2020 101 Ans	4357	4642	4623	4769	3902	4570	4099	4073	4323	4099	4313	3852	4237	3768	4000	4136	3941	3376	3242	4169	3879	3954	3971	4121	4013	3085	4384	3658	4309	3788	3760												
2020 999 Ans	1371	1502	1651	1764	1499	1662	1952	1666	1502	1907	2338	2128	1656	1631	1680	1856	2039	2696	2225	1751	1784	1613	1694	2064	2274	2434	1465	1860	1662	1664	2429												
<b>August</b>	<b>01-Aug</b>	<b>02-Aug</b>	<b>03-Aug</b>	<b>04-Aug</b>	<b>05-Aug</b>	<b>06-Aug</b>	<b>07-Aug</b>	<b>08-Aug</b>	<b>09-Aug</b>	<b>10-Aug</b>	<b>11-Aug</b>	<b>12-Aug</b>	<b>13-Aug</b>	<b>14-Aug</b>	<b>15-Aug</b>	<b>16-Aug</b>	<b>17-Aug</b>	<b>18-Aug</b>	<b>19-Aug</b>	<b>20-Aug</b>	<b>21-Aug</b>	<b>22-Aug</b>	<b>23-Aug</b>	<b>24-Aug</b>	<b>25-Aug</b>	<b>26-Aug</b>	<b>27-Aug</b>	<b>28-Aug</b>	<b>29-Aug</b>	<b>30-Aug</b>	<b>31-Aug</b>												
2020 101 Ans	2725	3005	3778	3637	4217	3821	3560	3656	3432	4204	4202	4428	3640	3996	3944	3508	4231	3921	3729	4074	4242	3524	3210	4130	4005	3461	4384	3658	4309	3788	3760												
2020 999 Ans	3060	2447	1922	1722	1516	2002	2423	2862	2641	1894	1899	2361	2280	2491	2814	2233	1654	1704	1903	1737	1959	2612	2151	1785	1491	1484	1465	1860	1662	1664	2429												
<b>September</b>	<b>01-Sep</b>	<b>02-Sep</b>	<b>03-Sep</b>	<b>04-Sep</b>	<b>05-Sep</b>	<b>06-Sep</b>	<b>07-Sep</b>	<b>08-Sep</b>	<b>09-Sep</b>	<b>10-Sep</b>	<b>11-Sep</b>	<b>12-Sep</b>	<b>13-Sep</b>	<b>14-Sep</b>	<b>15-Sep</b>	<b>16-Sep</b>	<b>17-Sep</b>	<b>18-Sep</b>	<b>19-Sep</b>	<b>20-Sep</b>	<b>21-Sep</b>	<b>22-Sep</b>	<b>23-Sep</b>	<b>24-Sep</b>	<b>25-Sep</b>	<b>26-Sep</b>	<b>27-Sep</b>	<b>28-Sep</b>	<b>29-Sep</b>	<b>30-Sep</b>													
2020 101 Ans	4117	3859	3859	3763	3472	2921	2879	3579	4154	3555	3419	3456	3335	3528	3506	3690	3515	3641	4134	3473	4182	3998	4198	4266	4071	4087	4065	4029	3622	4277													
2020 999 Ans	1414	1461	1461	1527	2016	2317	2241	1701	1527	1555	1923	1946	1937	1820	1919	1746	1826	2277	2353	1976	1627	1448	1496	1399	1783	2012	1569	1396	1628	1368													
<b>October</b>	<b>01-Oct</b>	<b>02-Oct</b>	<b>03-Oct</b>	<b>04-Oct</b>	<b>05-Oct</b>	<b>06-Oct</b>	<b>07-Oct</b>	<b>08-Oct</b>	<b>09-Oct</b>	<b>10-Oct</b>	<b>11-Oct</b>	<b>12-Oct</b>	<b>13-Oct</b>	<b>14-Oct</b>	<b>15-Oct</b>	<b>16-Oct</b>	<b>17-Oct</b>	<b>18-Oct</b>	<b>19-Oct</b>	<b>20-Oct</b>	<b>21-Oct</b>	<b>22-Oct</b>	<b>23-Oct</b>	<b>24-Oct</b>	<b>25-Oct</b>	<b>26-Oct</b>	<b>27-Oct</b>	<b>28-Oct</b>															
2020 101 Ans	3644	3815	4209	3706	4281	4160	3875	3256	3659	3634	2962	3553	3790	3480	3295	2820	3185	3012	3634	3577	3958	3787	4151	4215	3839	4019	3271	3569															
2020 999 Ans	1500	2094	1727	1673	1606	1523	1484	1628	1831	2066	1817	1487	1547	1632	1672	2138	2531	2017	1473	1467	1536	1559	1733	1731	1491	1399	1314	1427															

No figures should be considered as Official Police Statistics. These may not yet have been verified or validated.

OFFICIAL



## Weekly Incident Demand 22<sup>nd</sup> October – 28<sup>th</sup> October 2020)



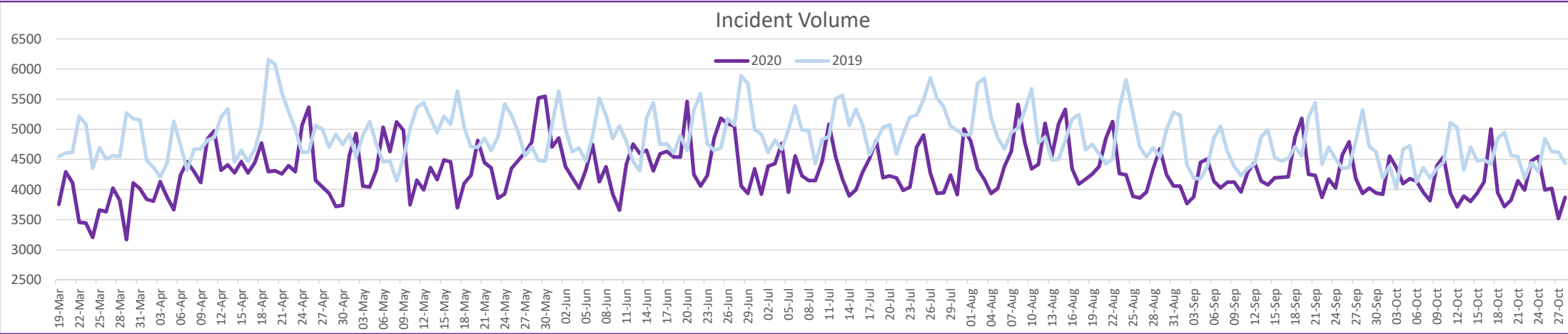
	22-Oct	23-Oct	24-Oct	25-Oct	26-Oct	27-Oct	28-Oct	Total
2020	3991	4473	4549	3994	4018	3520	3871	<b>28416</b>
2019	4185	4443	4298	4845	4631	4622	4435	<b>31459</b>

No figures should be considered as Official Police Statistics. These may not yet have been verified or validated.

OFFICIAL



# Cumulative Incident Demand (19<sup>th</sup> March – 28<sup>th</sup> October 2020)



Total	Total																													March	19-Mar	20-Mar	21-Mar	22-Sep	23-Mar	24-Mar	25-Mar	26-Mar	27-Mar	28-Mar	29-Mar	30-Mar	31-Mar										
2020	<b>963173</b>																													2020	3752	4293	4117	3871	3443	3207	3659	3631	4023	3819	3169	4109	4014										
2019	<b>1086556</b>																													2019	4549	4606	4618	4422	5082	4351	4695	4507	4564	4544	5270	5176	5152										
April	01-Apr	02-Apr	03-Apr	04-Apr	05-Apr	06-Apr	07-Apr	08-Apr	09-Apr	10-Apr	11-Apr	12-Apr	13-Apr	14-Apr	15-Apr	16-Apr	17-Apr	18-Apr	19-Apr	20-Apr	21-Apr	22-Sep	23-May	24-May	25-May	26-May	27-May	28-May	29-May	30-May	31-May																						
2020	3837	3806	4130	3874	3666	4242	4458	4298	4117	4844	4974	4319	4408	4277	4462	4276	4444	4771	4296	4312	4258	3871	4296	5067	5366	4150	4042	3937	3719	3738																							
2019	4482	4368	4209	4436	5134	4738	4321	4668	4676	4818	4863	5202	5340	4457	4651	4470	4668	5079	6157	6080	5611	4422	5004	4617	4622	5063	5002	4701	4915	4747																							
May	01-May	02-May	03-May	04-May	05-May	06-May	07-May	08-May	09-May	10-May	11-May	12-May	13-May	14-May	15-May	16-May	17-May	18-May	19-May	20-May	21-May	22-Sep	23-May	24-May	25-May	26-May	27-May	28-May	29-May	30-May	31-May																						
2020	4568	4932	4056	4042	4324	5033	4631	5122	4986	3746	4155	3995	4363	4164	4492	4458	3697	4104	4237	4814	4447	3871	3854	3927	4350	4481	4613	4787	5520	5547	4706																						
2019	4921	4539	4896	5130	4749	4458	4474	4144	4516	5012	5361	5445	5189	4946	5213	5083	5637	5037	4707	4701	4851	4422	4873	5420	5236	4957	4559	4708	4482	4473	5074																						
June	01-Jun	02-Jun	03-Jun	04-Jun	05-Jun	06-Jun	07-Jun	08-Jun	09-Jun	10-Jun	11-Jun	12-Jun	13-Jun	14-Jun	15-Jun	16-Jun	17-Jun	18-Jun	19-Jun	20-Jun	21-Jun	22-Sep	23-Jun	24-Jun	25-Jun	26-Jun	27-Jun	28-Jun	29-Jun	30-Jun																							
2020	4854	4383	4197	4021	4321	4747	4130	4377	3922	3658	4421	4754	4599	4651	4311	4593	4632	4542	4540	5462	4252	3871	4232	4849	5182	5094	5051	4058	3936	4345																							
2019	5632	5002	4626	4689	4469	4882	5515	5233	4847	5051	4801	4464	4312	5186	5438	4746	4759	4603	4895	4650	5317	4422	4766	4647	4690	5180	5071	5889	5759	4996																							
July	01-Jul	02-Jul	03-Jul	04-Jul	05-Jul	06-Jul	07-Jul	08-Jul	09-Jul	10-Jul	11-Jul	12-Jul	13-Jul	14-Jul	15-Jul	16-Jul	17-Jul	18-Jul	19-Jul	20-Jul	21-Jul	22-Sep	23-Jul	24-Jul	25-Jul	26-Jul	27-Jul	28-Jul	29-Jul	30-Jul	31-Jul																						
2020	3924	4388	4430	4765	3956	4557	4228	4148	4148	4464	5082	4537	4174	3895	3995	4292	4509	4815	4197	4225	4192	3871	4041	4706	4904	4276	3937	3948	4240	3915	5005																						
2019	4918	4618	4819	4668	4995	5388	4988	4980	4432	4831	4877	5511	5565	5067	5332	5061	4581	4801	5032	5076	4591	4422	5203	5235	5489	5853	5519	5368	5052	4979	4902																						
August	01-Aug	02-Aug	03-Aug	04-Aug	05-Aug	06-Aug	07-Aug	08-Aug	09-Aug	10-Aug	11-Aug	12-Aug	13-Aug	14-Aug	15-Aug	16-Aug	17-Aug	18-Aug	19-Aug	20-Aug	21-Aug	22-Sep	23-Aug	24-Aug	25-Aug	26-Aug	27-Aug	28-Aug	29-Aug	30-Aug	31-Aug																						
2020	4804	4342	4167	3934	4019	4388	4630	5412	4783	4344	4417	5099	4554	5087	5331	4348	4091	4171	4258	4382	4848	3871	4264	4244	3888	3858	3958	4347	4677	4246	4059																						
2019	4917	5761	5847	5195	4855	4674	4946	5020	5314	5673	4774	4872	4490	4505	4812	5165	5245	4660	4748	4590	4428	4422	5350	5821	5265	4712	4542	4692	4541	4998	5281																						
Sept	01-Sep	02-Sep	03-Sep	04-Sep	05-Sep	06-Sep	07-Sep	08-Sep	09-Sep	10-Sep	11-Sep	12-Sep	13-Sep	14-Sep	15-Sep	16-Sep	17-Sep	18-Sep	19-Sep	20-Sep	21-Sep	22-Sep	23-Sep	24-Sep	25-Sep	26-Sep	27-Sep	28-Sep	29-Sep	30-Sep																							
2020	4055	3766	3877	4451	4505	4135	4029	4123	4125	3959	4287	4450	4139	4076	4194	4202	4211	4868	5180	4253	4235	3871	4172	4027	4573	4792	4183	3937	4023	3942																							
2019	5235	4408	4189	4177	4381	4858	5054	4626	4385	4232	4352	4424	4880	4984	4532	4475	4516	4709	4556	5200	5440	4422	4702	4509	4352	4367	4805	5319	4717	4625																							
Oct	01-Oct	02-Oct	03-Oct	04-Oct	05-Oct	06-Oct	07-Oct	08-Oct	09-Oct	10-Oct	11-Oct	12-Oct	13-Oct	14-Oct	15-Oct	16-Oct	17-Oct	18-Oct	19-Oct	20-Oct	21-Oct	22-Oct	23-Oct	24-Oct	25-Oct	26-Oct	27-Oct	28-Oct																									
2020	3921	4555	4363	4097	4180	4138	3953	3815	4396	4543	3939	3711	3889	3802	3942	4126	5004	3948	3717	3826	4145	3991	4473	4549	3994	4018	3520	3871																									
2019	4191	4392	4020	4670	4728	4125	4362	4193	4344	4454	5111	5030	4325	4702	4475	4495	4420	4846	4947	4566	4548	4185	4443	4298	4845	4631	4622	4435																									

Note: No figures should be considered as Official Police Statistics. These may not yet have been verified or validated.

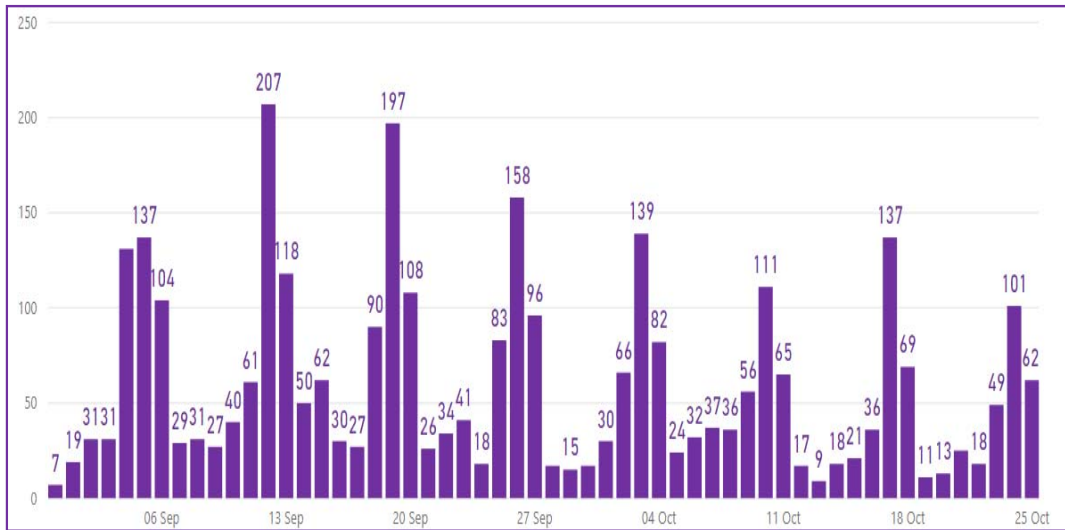
OFFICIAL



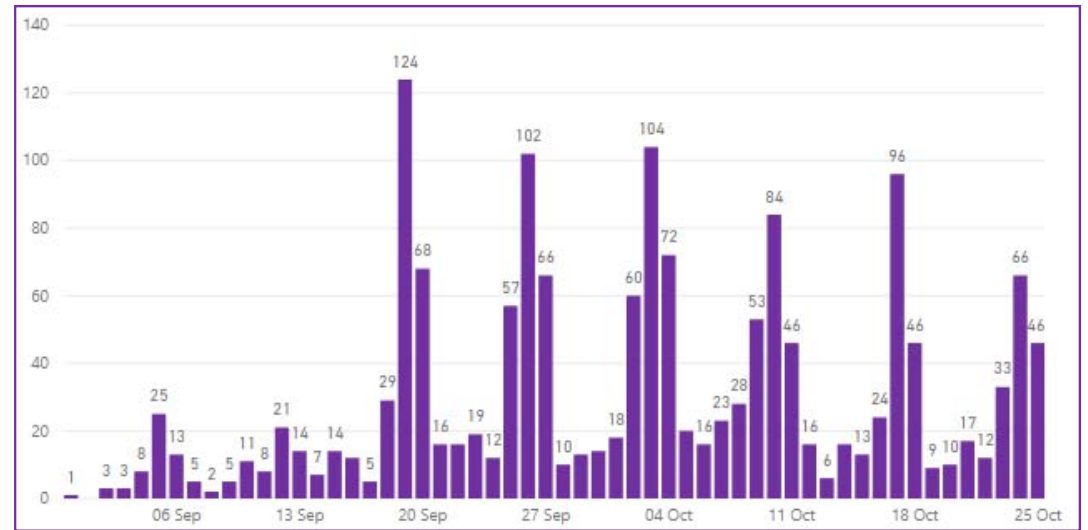
# Incident Demand – House Gatherings (31<sup>st</sup> August – 25<sup>th</sup> October 2020)

From Friday 28<sup>th</sup> August 2020, additional monitoring of ‘house gatherings’ incidents has taken place. This will be reported weekly going forward.

**Attended ‘House Gatherings’ Incidents**



**Attended ‘House Gatherings’ Breaching Restrictions**



Totals	31 Aug – 25 Oct	19 Oct – 25 Oct
No. of House Gatherings Attended	3306	279
No. of House Gatherings Breaching Restrictions	1637	194
No. of FPNs issued	561	63
No. of Arrests	115	18

The figures contained within this slide originate from storm incident reviews and free-text local policing returns to provide the most comprehensive view of house gatherings possible.

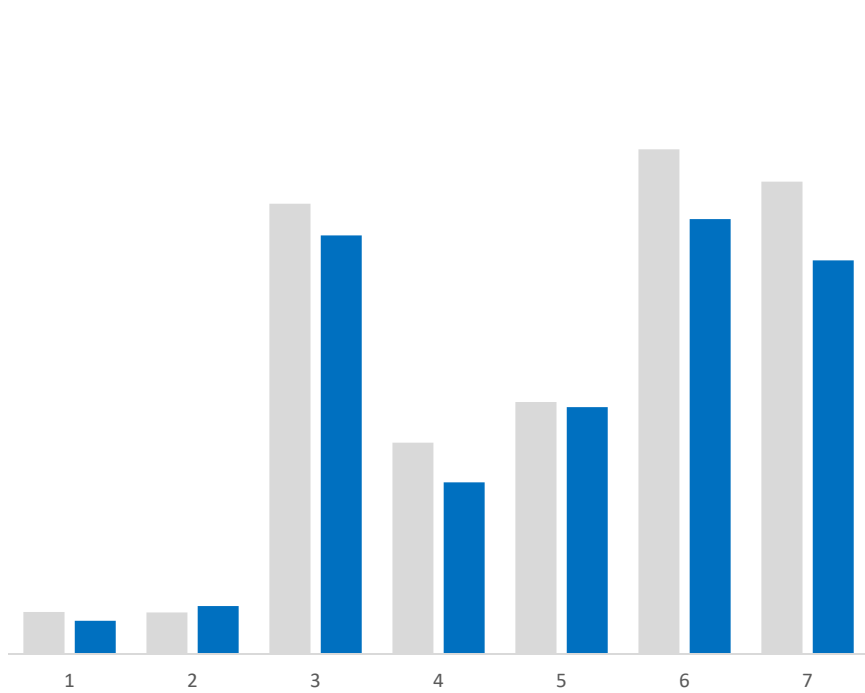
Note: No figures should be considered as Official Police Statistics. These may not yet have been verified or validated.



# Weekly Crime Demand (19<sup>th</sup> October – 25<sup>th</sup> October 2020)

Weekly Crime by Group

■ 2019/20 ■ 2020/21

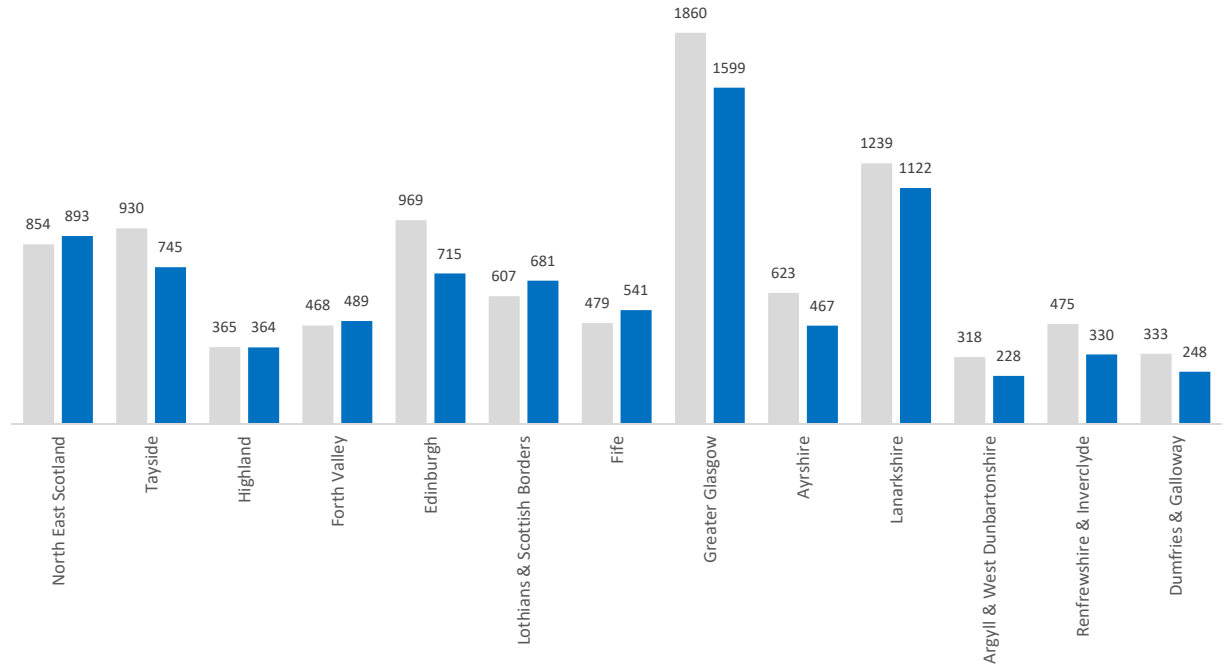


Crime Group	1	2	3	4	5	6	7	Total
2019/20	201	199	2172	1019	1215	2435	2279	<b>9520</b>
2020/21	159	230	2019	827	1190	2098	1899	<b>8422</b>

More information regarding Crime Groups can be found [via this link](#)

Weekly Crime by Division

■ 2019/20 ■ 2020/21



All Crime Groups show a decrease in volume when the preceding weeks volume is compared to the same period in 2019 with the exception of Group 2 crimes. The majority of divisions this week have noted a decrease in crime volumes however North East, Highlands and Islands, Lothian and Scottish Borders and Fife show a slight increase.

No figures should be considered as Official Police Statistics. These may not yet have been verified or validated.

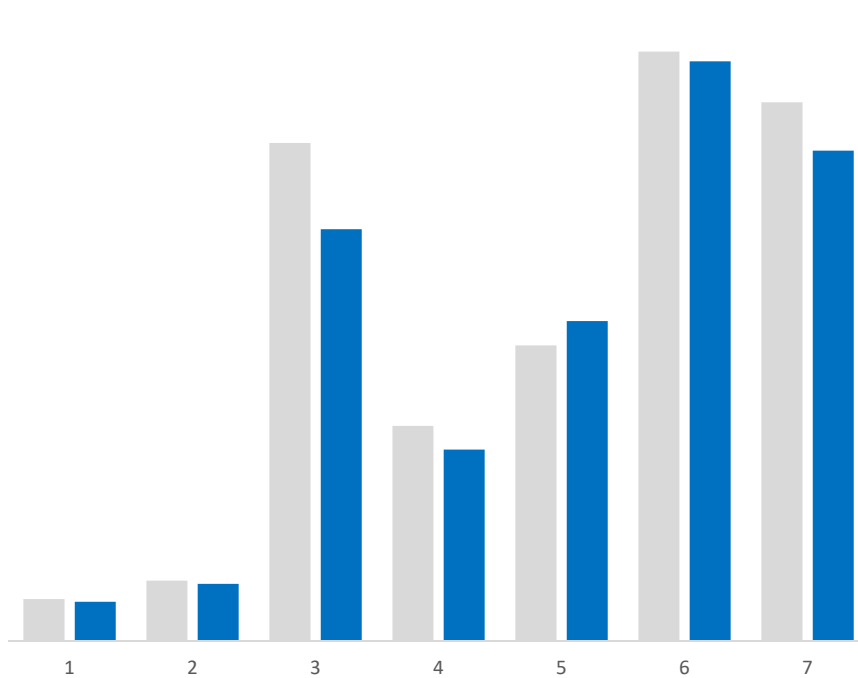
OFFICIAL



# Cumulative Crime Demand (9<sup>th</sup> March – 25<sup>th</sup> October 2020)

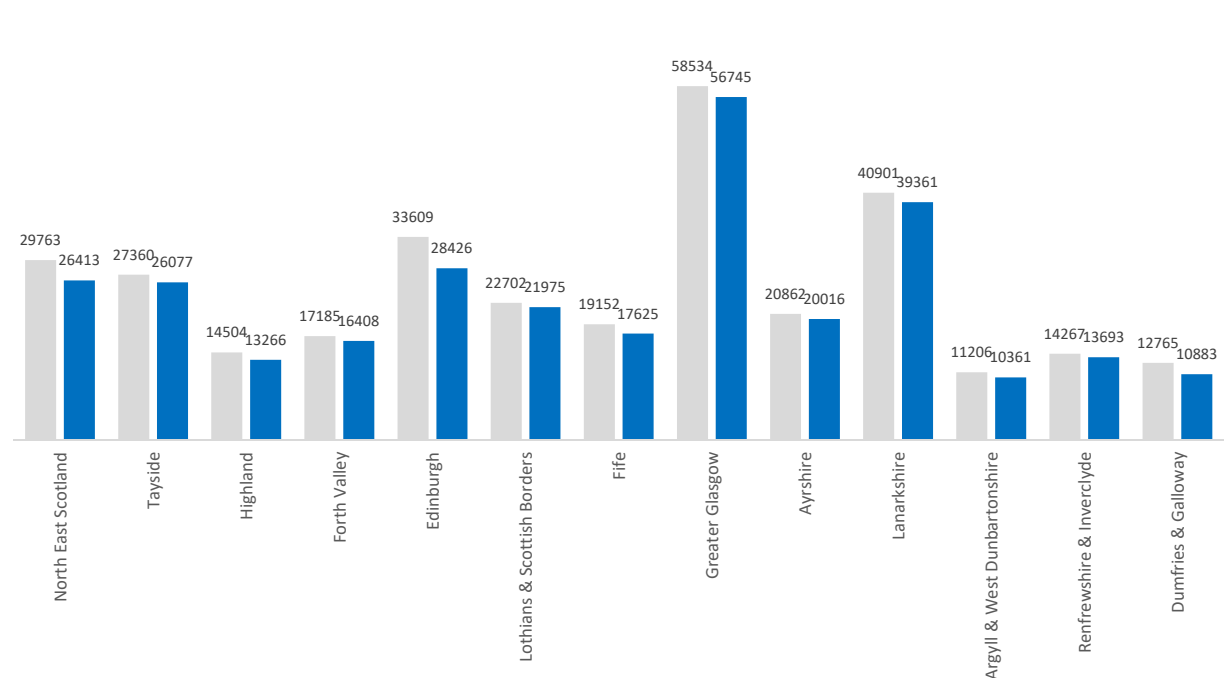
Total Crime by Group

■ 2019/20 ■ 2020/21



Total Crime by Division

■ 2019/20 ■ 2020/21



Crime Group	1	2	3	4	5	6	7	Total
2019/20	6035	8689	71803	31014	42605	84991	77673	<b>322810</b>
2020/21	5641	8231	59377	27593	46128	83577	70702	<b>301249</b>

All Crime Groups (with the exception of Group 5) show a decrease in volume when compared to the same period in 2019. All Divisions continue to show a cumulative decrease in volume when compared to the same time period in 2019.

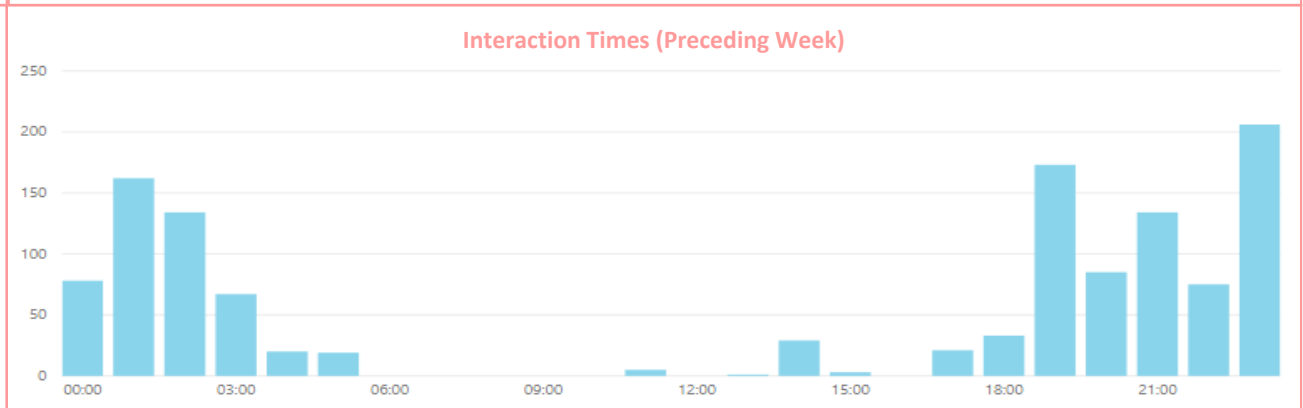
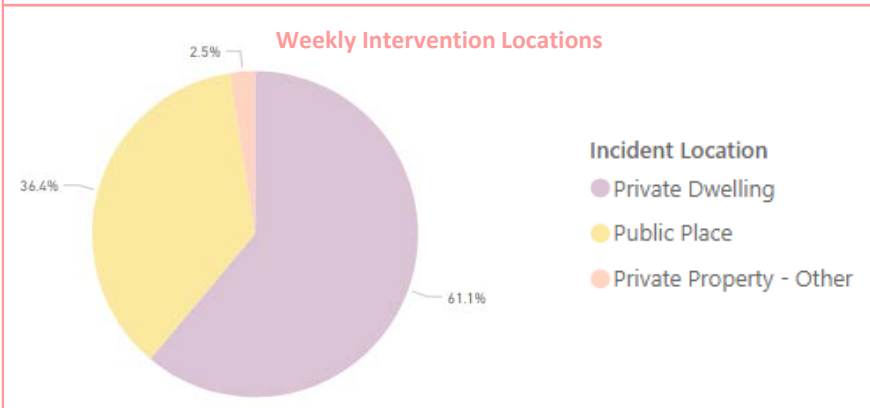
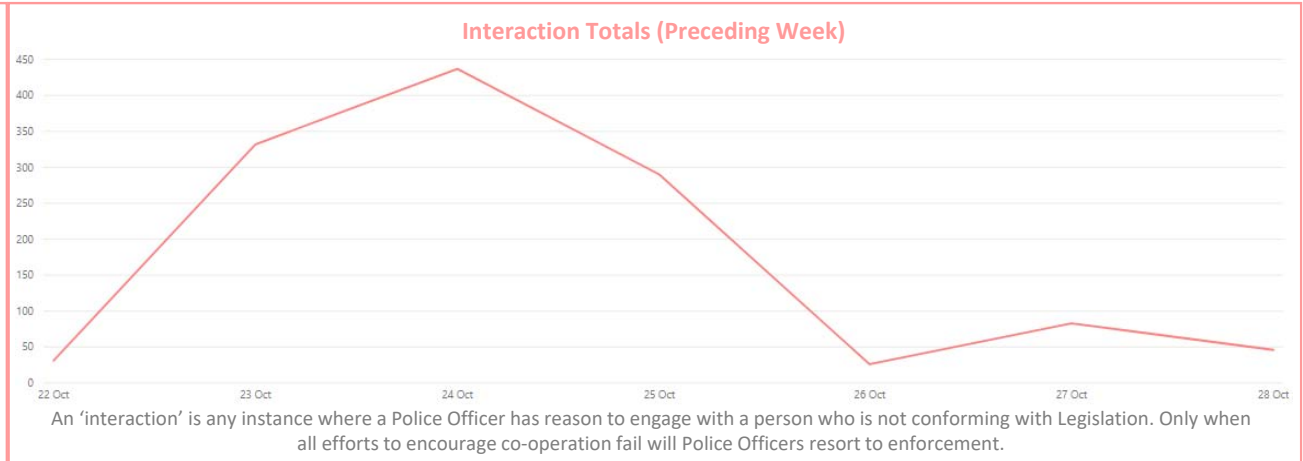
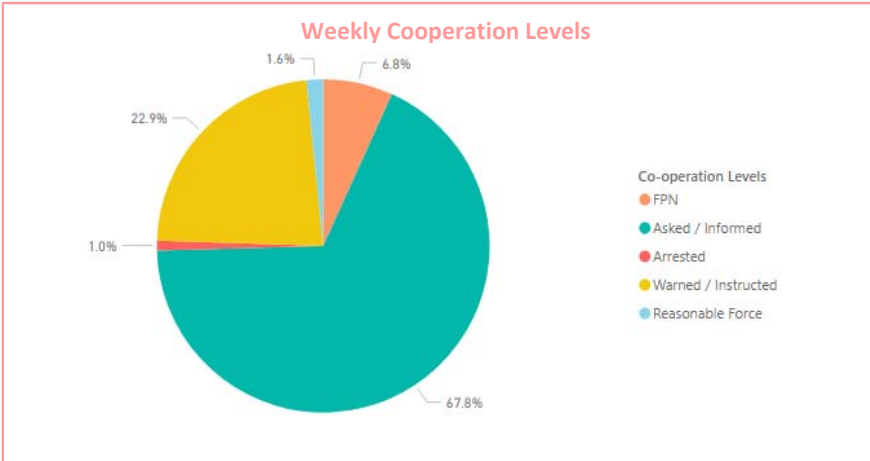
More information regarding Crime Groups can be found [via this link](#)

No figures should be considered as Official Police Statistics. These may not yet have been verified or validated.

OFFICIAL



# Weekly Legislation Co-operation (22<sup>nd</sup> October – 28<sup>th</sup> October 2020)



In response to the introduction of The Health Protection (Coronavirus) (Restrictions) (Scotland) Regulations 2020 and Coronavirus Act 2020, Police Scotland developed a 'Coronavirus Interventions' (CVI) recording system. This system allowed Police Scotland to begin gathering data in relation to the public co-operation levels with the new legislation. This system relies on Police Officers manually updating the system with the co-operation level when they encounter an individual in contravention of the new legislation.

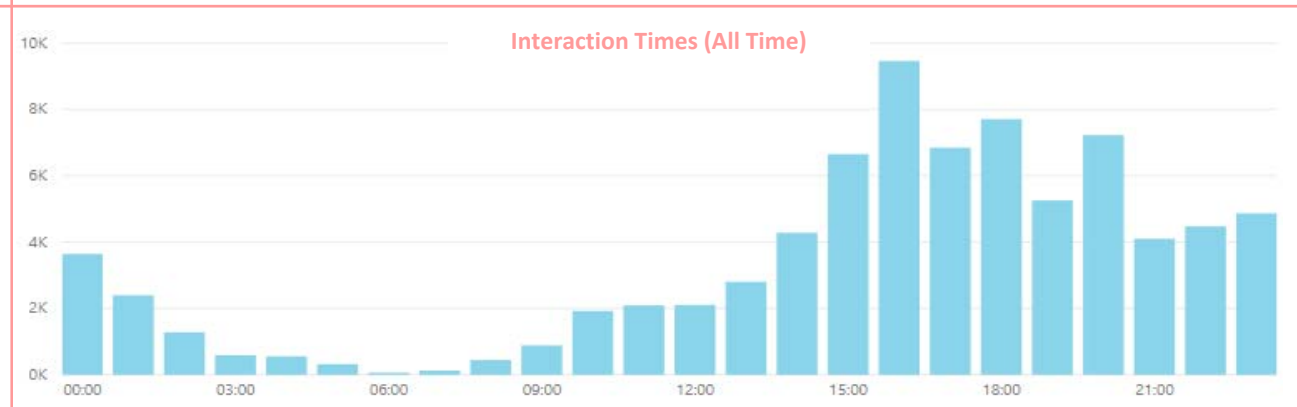
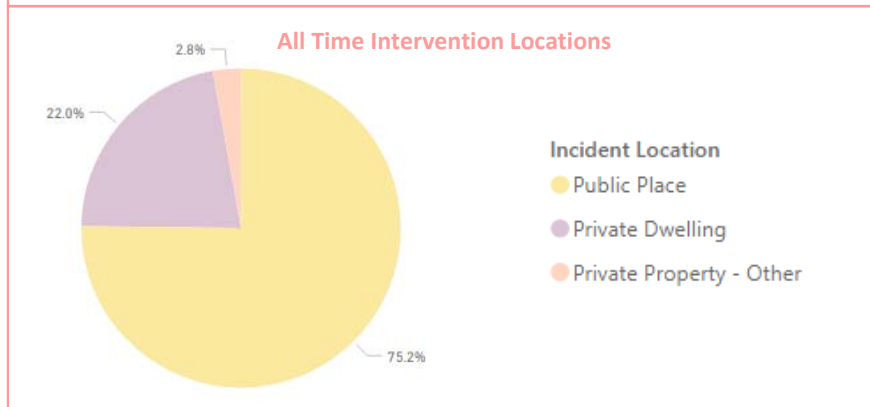
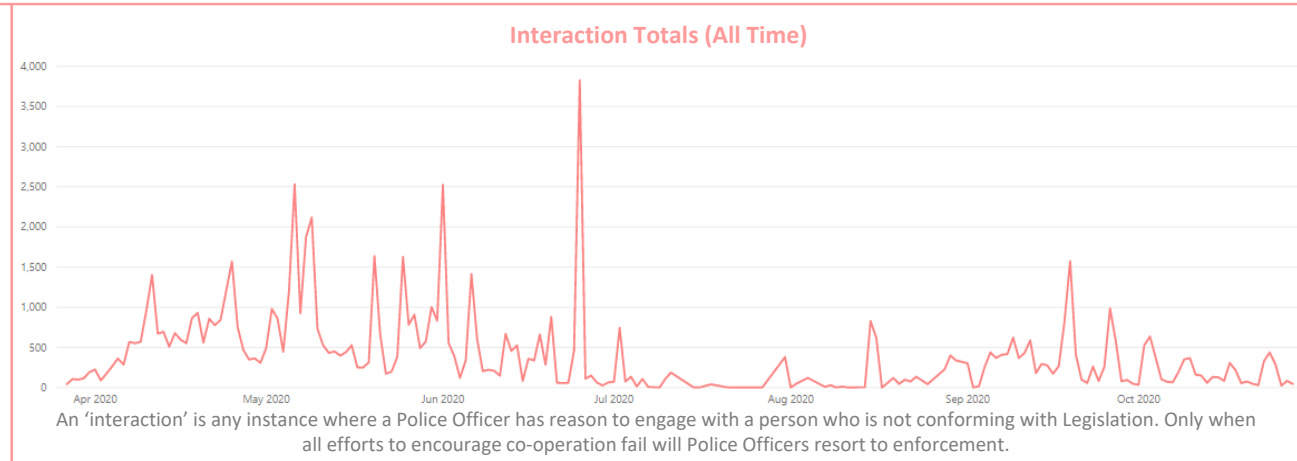
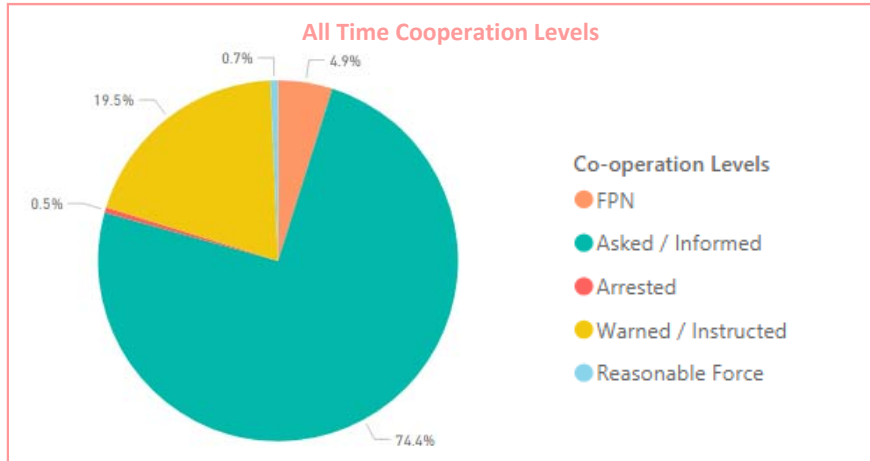
**Due to the manual input required to form this data set, the contents of this slide are indicative only. Actual figures will differ from those recorded on Crime Systems (please see slide 11), may be subject to change, and cannot be considered Official Police Statistics. They do provide an indication of the public co-operation levels across Scotland.**

No figures should be considered as Official Police Statistics. These may not yet have been verified or validated.

OFFICIAL



# Coronavirus Legislation Co-operation (27<sup>th</sup> March – 28<sup>th</sup> October 2020)



In response to the introduction of The Health Protection (Coronavirus) (Restrictions) (Scotland) Regulations 2020 and Coronavirus Act 2020, Police Scotland developed a 'Coronavirus Interventions' (CVI) recording system. This system allowed Police Scotland to begin gathering data in relation to the public co-operation levels with the new legislation. This system relies on Police Officers manually updating the system with the co-operation level when they encounter an individual in contravention of the new legislation.

**Due to the manual input required to form this data set, the contents of this slide are indicative only. Actual figures will differ from those recorded on Crime Systems (please see slide 11), may be subject to change, and cannot be considered Official Police Statistics. They do provide an indication of the public co-operation levels across Scotland.**

No figures should be considered as Official Police Statistics. These may not yet have been verified or validated.

OFFICIAL



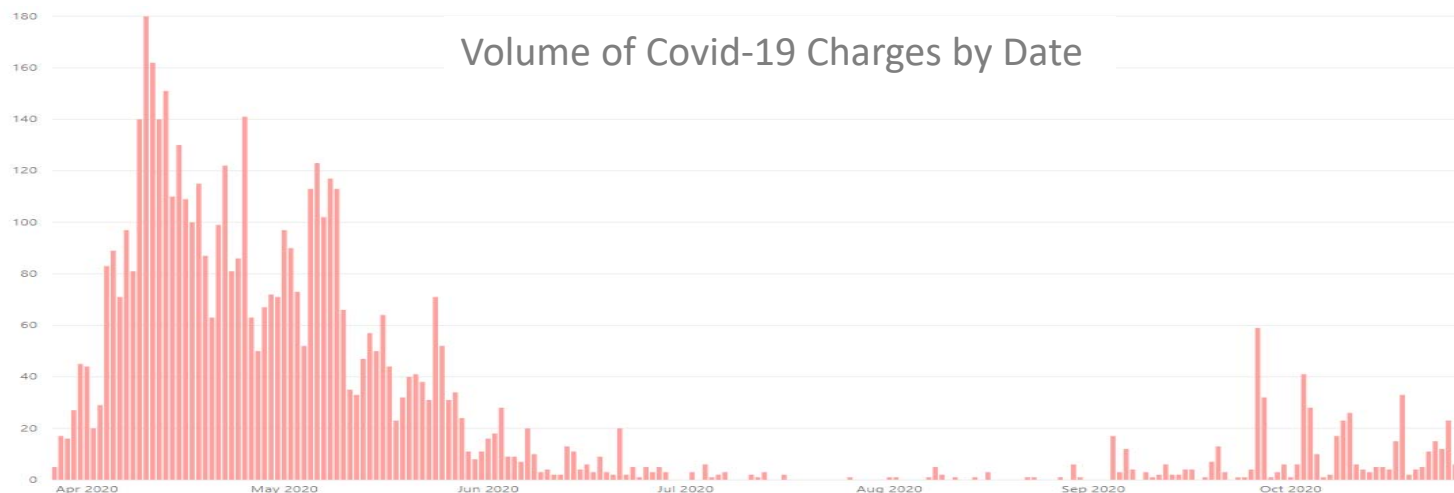


# 'Enforcement' of Coronavirus specific legislation

The following is a summary of all 'enforcement' action in relation to both The Health Protection (Coronavirus) (Restrictions) (Scotland) Regulations 2020 and Coronavirus Act 2020.

This includes all Fixed Penalty Notices issued and processed by Police Scotland. It also includes all occasions that a charge was libelled and recorded on Police Scotland's Crime Recording System against a person in relation to the aforementioned legislation. This is a true value of the volume of recorded 'enforcement' activity, but does not provide the granularity of the Coronavirus Intervention (CVI) recording system and does not capture the earlier phases of the '4 E's' approach.

These values remain subject to change as offences are retrospectively added or amended and do not match the indicative 'enforcement' values from the CVI recording system.



Total	Total																									March	27-Mar	28-Mar	29-Mar	30-Mar	31-Mar
2020	5465																									2020	5	17	16	27	45
April	01-Apr	02-Apr	03-Apr	04-Apr	05-Apr	06-Apr	07-Apr	08-Apr	09-Apr	10-Apr	11-Apr	12-Apr	13-Apr	14-Apr	15-Apr	16-Apr	17-Apr	18-Apr	19-Apr	20-Apr	21-Apr	22-Apr	23-Apr	24-Apr	25-Apr	26-Apr	27-Apr	28-Apr	29-Apr	30-Apr	
2020	44	20	29	83	89	71	97	81	140	180	162	140	151	110	130	109	100	115	87	63	99	122	81	86	141	63	50	67	72	71	
May	01-May	02-May	03-May	04-May	05-May	06-May	07-May	08-May	09-May	10-May	11-May	12-May	13-May	14-May	15-May	16-May	17-May	18-May	19-May	20-May	21-May	22-May	23-May	24-May	25-May	26-May	27-May	28-May	29-May	30-May	31-May
2020	97	90	73	52	113	123	102	117	113	66	35	33	47	57	50	64	44	23	32	40	41	38	31	71	52	31	34	24	11	8	11
June	01-Jun	02-Jun	03-Jun	04-Jun	05-Jun	06-Jun	07-Jun	08-Jun	09-Jun	10-Jun	11-Jun	12-Jun	13-Jun	14-Jun	15-Jun	16-Jun	17-Jun	18-Jun	19-Jun	20-Jun	21-Jun	22-Jun	23-Jun	24-Jun	25-Jun	26-Jun	27-Jun	28-Jun	29-Jun	30-Jun	
2020	16	18	28	9	9	7	20	10	3	4	2	2	13	11	4	6	3	9	3	2	20	2	5	1	5	3	5	3	0	0	
July	01-Jul	02-Jul	03-Jul	04-Jul	05-Jul	06-Jul	07-Jul	08-Jul	09-Jul	10-Jul	11-Jul	12-Jul	13-Jul	14-Jul	15-Jul	16-Jul	17-Jul	18-Jul	19-Jul	20-Jul	21-Jul	22-Jul	23-Jul	24-Jul	25-Jul	26-Jul	27-Jul	28-Jul	29-Jul	30-Jul	31-Jul
2020	0	3	0	6	1	2	3	0	0	0	2	1	3	0	0	2	0	0	0	0	0	0	0	0	0	1	0	0	0	0	
August	01-Aug	02-Aug	03-Aug	04-Aug	05-Aug	06-Aug	07-Aug	08-Aug	09-Aug	10-Aug	11-Aug	12-Aug	13-Aug	14-Aug	15-Aug	16-Aug	17-Aug	18-Aug	19-Aug	20-Aug	21-Aug	22-Aug	23-Aug	24-Aug	25-Aug	26-Aug	27-Aug	28-Aug	29-Aug	30-Aug	31-Aug
2020	1	1	0	0	0	0	1	5	2	0	1	0	0	1	0	3	0	0	0	0	0	1	1	0	0	0	1	0	6	1	0
Sept	01-Sep	02-Sep	03-Sep	04-Sep	05-Sep	06-Sep	07-Sep	08-Sep	09-Sep	10-Sep	11-Sep	12-Sep	13-Sep	14-Sep	15-Sep	16-Sep	17-Sep	18-Sep	19-Sep	20-Sep	21-Sep	22-Sep	23-Sep	24-Sep	25-Sep	26-Sep	27-Sep	28-Sep	29-Sep	30-Sep	
2020	0	0	0	17	3	12	4	0	3	1	2	6	2	2	4	4	0	1	7	13	3	0	1	1	4	59	32	1	3	6	
Oct	01-Oct	02-Oct	03-Oct	04-Oct	05-Oct	06-Oct	07-Oct	08-Oct	09-Oct	10-Oct	11-Oct	12-Oct	13-Oct	14-Oct	15-Oct	16-Oct	17-Oct	18-Oct	19-Oct	20-Oct	21-Oct	22-Oct	23-Oct	24-Oct	25-Oct	26-Oct	27-Oct	28-Oct			
2020	1	6	41	28	10	1	2	17	23	26	6	4	3	5	5	4	15	33	2	4	5	11	15	12	23	6	5	3			

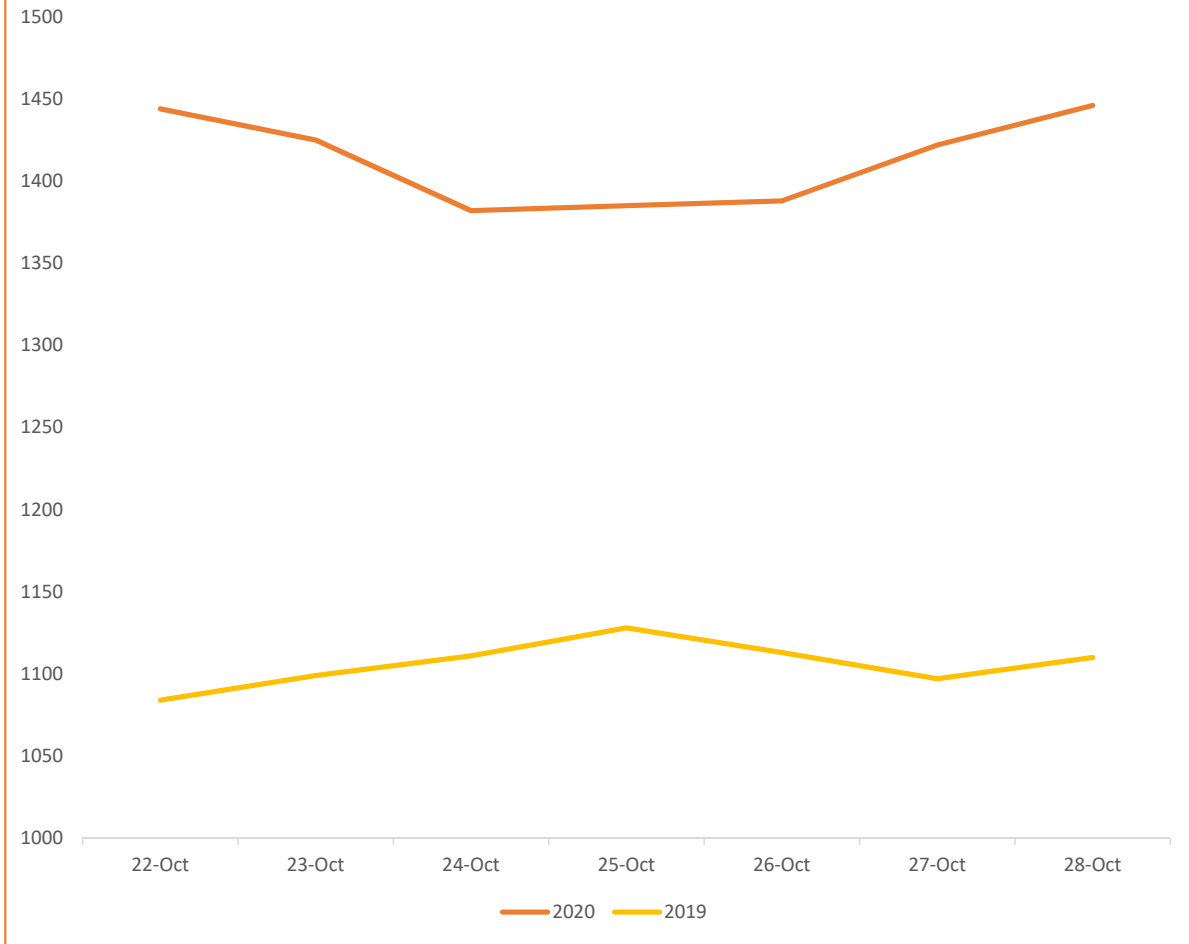
No figures should be considered as Official Police Statistics. These may not yet have been verified or validated.

OFFICIAL



## Weekly Absence (22<sup>nd</sup> October – 28<sup>th</sup> October 2020)

Weekly Absence Levels Line Graph – Comparison of 2019 to 2020



Police Scotland Current Absences			
28 <sup>th</sup> October 2020	No.	Change from same day previous week	Change from same day previous week (%)
COVID-19	544	-2	-1%
<b>Total Absences</b>	<b>1446</b>	<b>+2</b>	<b>+0%</b>

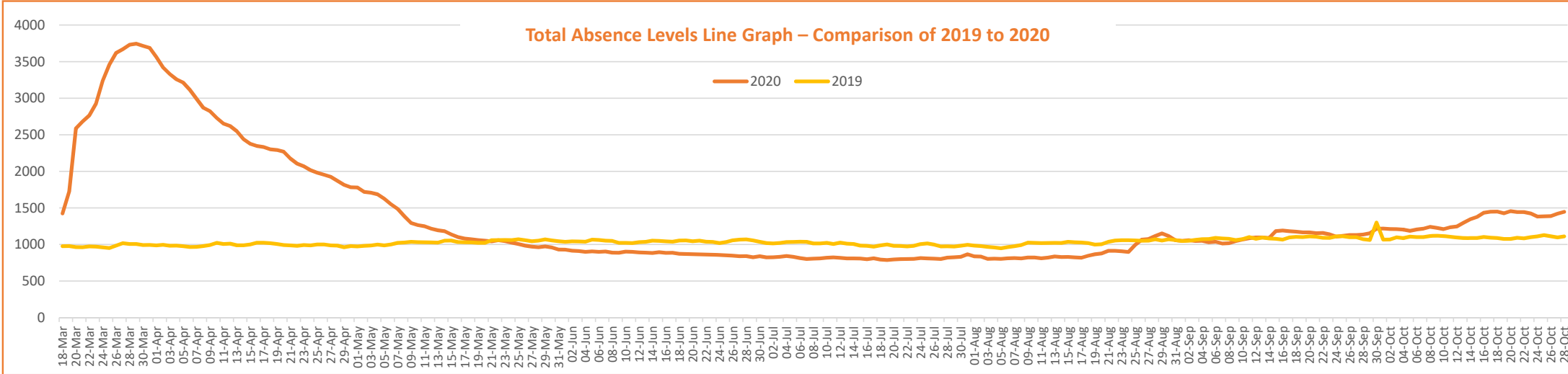
Date	22-Oct	23-Oct	24-Oct	25-Oct	26-Oct	27-Oct	28-Oct
<b>2020</b>	1444	1425	1382	1385	1388	1422	1446
<b>2019</b>	1084	1099	1111	1128	1113	1097	1110

No figures should be considered as Official Police Statistics. These may not yet have been verified or validated.

OFFICIAL



# Total Absence (18<sup>th</sup> March – 28<sup>th</sup> October 2020)



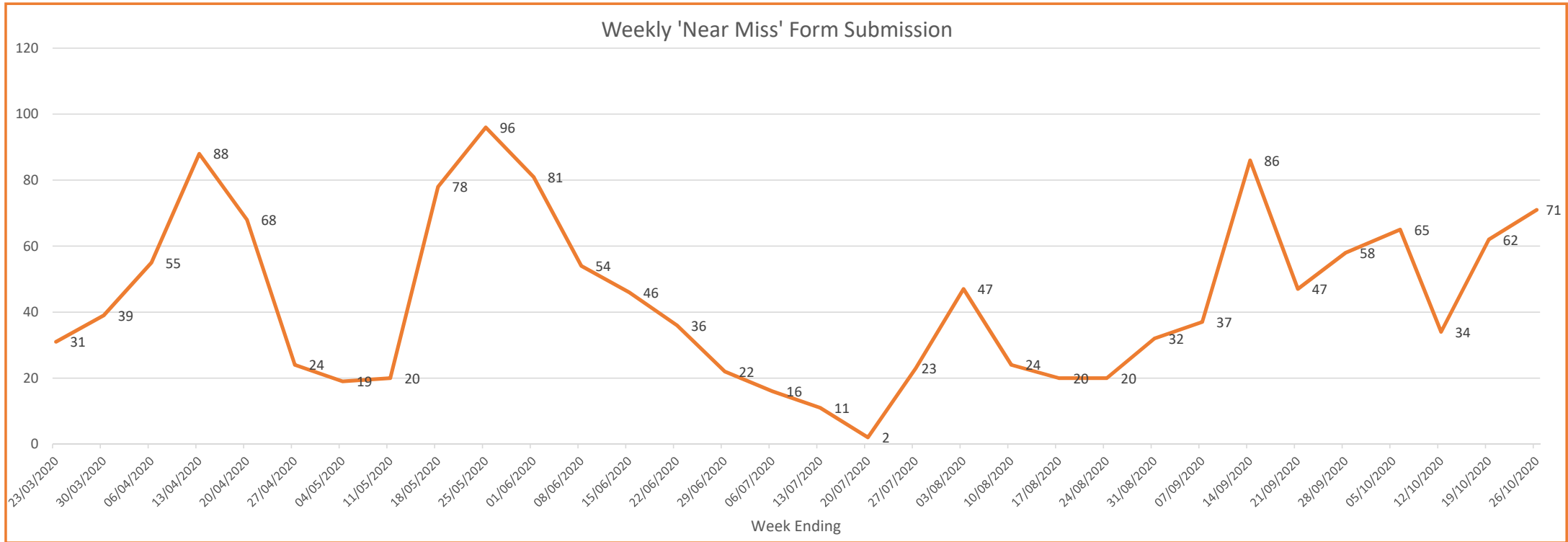
	March	18-Mar	19-Mar	20-Mar	21-Mar	22-Mar	23-Mar	24-Mar	25-Mar	26-Mar	27-Mar	28-Mar	29-Mar	30-Mar	31-Mar
<b>2020</b>	1424	1725	2587	2681	2765	2926	3238	3460	3619	3669	3731	3745	3716	3688	
<b>2019</b>	977	979	964	963	973	971	961	951	985	1018	1007	1006	993	994	
<b>April</b>	<b>01-Apr</b>	<b>02-Apr</b>	<b>03-Apr</b>	<b>04-Apr</b>	<b>05-Apr</b>	<b>06-Apr</b>	<b>07-Apr</b>	<b>08-Apr</b>	<b>09-Apr</b>	<b>10-Apr</b>	<b>11-Apr</b>	<b>12-Apr</b>	<b>13-Apr</b>	<b>14-Apr</b>	<b>15-Apr</b>
<b>2020</b>	3562	3421	3330	3258	3214	3114	2992	2871	2823	2730	2653	2619	2548	2440	2376
<b>2019</b>	987	995	983	985	976	965	968	978	993	1022	1006	1012	989	989	1000
<b>May</b>	<b>01-May</b>	<b>02-May</b>	<b>03-May</b>	<b>04-May</b>	<b>05-May</b>	<b>06-May</b>	<b>07-May</b>	<b>08-May</b>	<b>09-May</b>	<b>10-May</b>	<b>11-May</b>	<b>12-May</b>	<b>13-May</b>	<b>14-May</b>	<b>15-May</b>
<b>2020</b>	1779	1720	1709	1686	1626	1550	1486	1385	1293	1266	1249	1217	1194	1182	1137
<b>2019</b>	973	981	986	999	987	1000	1022	1027	1037	1032	1030	1029	1025	1052	1054
<b>June</b>	<b>01-Jun</b>	<b>02-Jun</b>	<b>03-Jun</b>	<b>04-Jun</b>	<b>05-Jun</b>	<b>06-Jun</b>	<b>07-Jun</b>	<b>08-Jun</b>	<b>09-Jun</b>	<b>10-Jun</b>	<b>11-Jun</b>	<b>12-Jun</b>	<b>13-Jun</b>	<b>14-Jun</b>	<b>15-Jun</b>
<b>2020</b>	929	915	910	900	905	899	904	889	887	903	900	891	888	883	894
<b>2019</b>	1037	1043	1041	1038	1067	1062	1052	1049	1023	1023	1020	1032	1036	1052	1049
<b>July</b>	<b>01-Jul</b>	<b>02-Jul</b>	<b>03-Jul</b>	<b>04-Jul</b>	<b>05-Jul</b>	<b>06-Jul</b>	<b>07-Jul</b>	<b>08-Jul</b>	<b>09-Jul</b>	<b>10-Jul</b>	<b>11-Jul</b>	<b>12-Jul</b>	<b>13-Jul</b>	<b>14-Jul</b>	<b>15-Jul</b>
<b>2020</b>	823	826	831	842	832	815	801	806	810	819	823	818	810	809	808
<b>2019</b>	1019	1015	1021	1034	1035	1038	1036	1015	1015	1022	1006	1025	1012	1007	985
<b>August</b>	<b>01-Aug</b>	<b>02-Aug</b>	<b>03-Aug</b>	<b>04-Aug</b>	<b>05-Aug</b>	<b>06-Aug</b>	<b>07-Aug</b>	<b>08-Aug</b>	<b>09-Aug</b>	<b>10-Aug</b>	<b>11-Aug</b>	<b>12-Aug</b>	<b>13-Aug</b>	<b>14-Aug</b>	<b>15-Aug</b>
<b>2020</b>	838	835	804	806	804	811	814	810	822	822	811	821	836	829	830
<b>2019</b>	985	979	967	959	948	964	976	993	1025	1023	1019	1021	1023	1021	1037
<b>Sept</b>	<b>01-Sep</b>	<b>02-Sep</b>	<b>03-Sep</b>	<b>04-Sep</b>	<b>05-Sep</b>	<b>06-Sep</b>	<b>07-Sep</b>	<b>08-Sep</b>	<b>09-Sep</b>	<b>10-Sep</b>	<b>11-Sep</b>	<b>12-Sep</b>	<b>13-Sep</b>	<b>14-Sep</b>	<b>15-Sep</b>
<b>2020</b>	1050	1059	1048	1051	1031	1038	1013	1018	1046	1068	1085	1097	1097	1088	1184
<b>2019</b>	1047	1051	1063	1073	1075	1090	1083	1078	1061	1073	1102	1078	1095	1082	1078
<b>Oct</b>	<b>01-Oct</b>	<b>02-Oct</b>	<b>03-Oct</b>	<b>04-Oct</b>	<b>05-Oct</b>	<b>06-Oct</b>	<b>07-Oct</b>	<b>08-Oct</b>	<b>09-Oct</b>	<b>10-Oct</b>	<b>11-Oct</b>	<b>12-Oct</b>	<b>13-Oct</b>	<b>14-Oct</b>	<b>15-Oct</b>
<b>2020</b>	1218	1212	1210	1203	1186	1206	1216	1241	1227	1210	1235	1246	1299	1345	1377
<b>2019</b>	1066	1068	1098	1087	1107	1102	1102	1115	1118	1115	1106	1096	1087	1089	1089

No figures should be considered as Official Police Statistics. These may not yet have been verified or validated.

OFFICIAL



## Near Miss and Testing Data (w/e 23<sup>rd</sup> March – 26<sup>th</sup> October 2020)



‘Near miss’ forms in the context of the pandemic situation may be submitted for a variety of reasons. i.e. when officers are potentially exposed to: COVID-19 whilst not wearing PPE, where PPE malfunctions, or in any other instance an officer feels a risk to themselves in a specific occurrence relating to COVID-19.

This can occur due to the reactive nature of policing, as well as being influenced by training levels and supply of PPE. This number of ‘Near Miss’ weekly submissions has increased from the previous week.

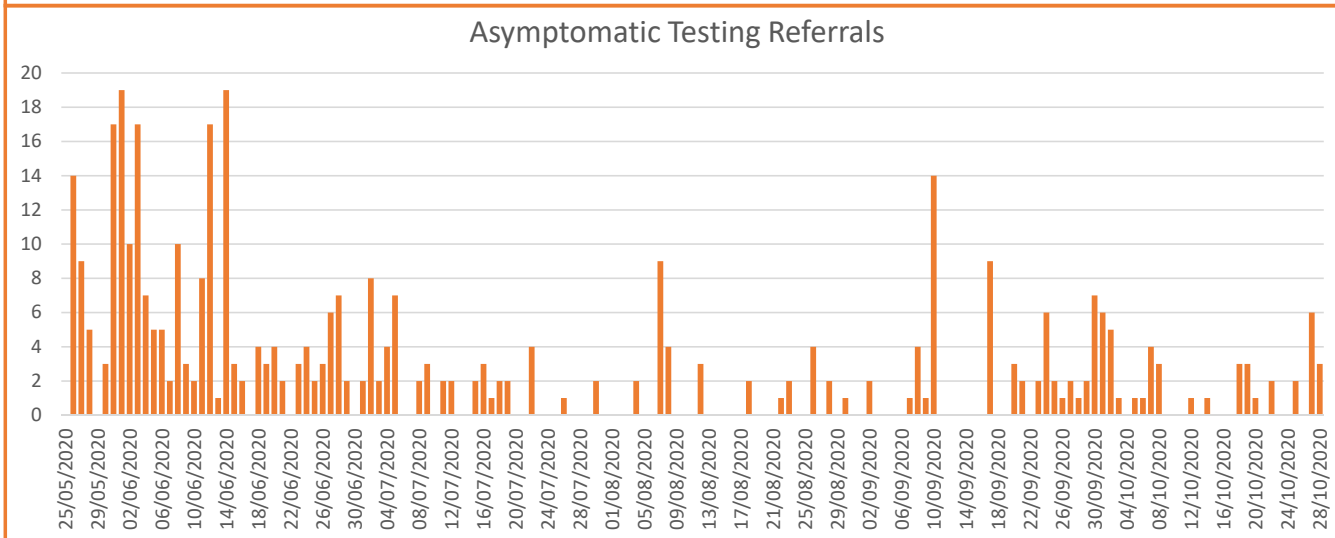
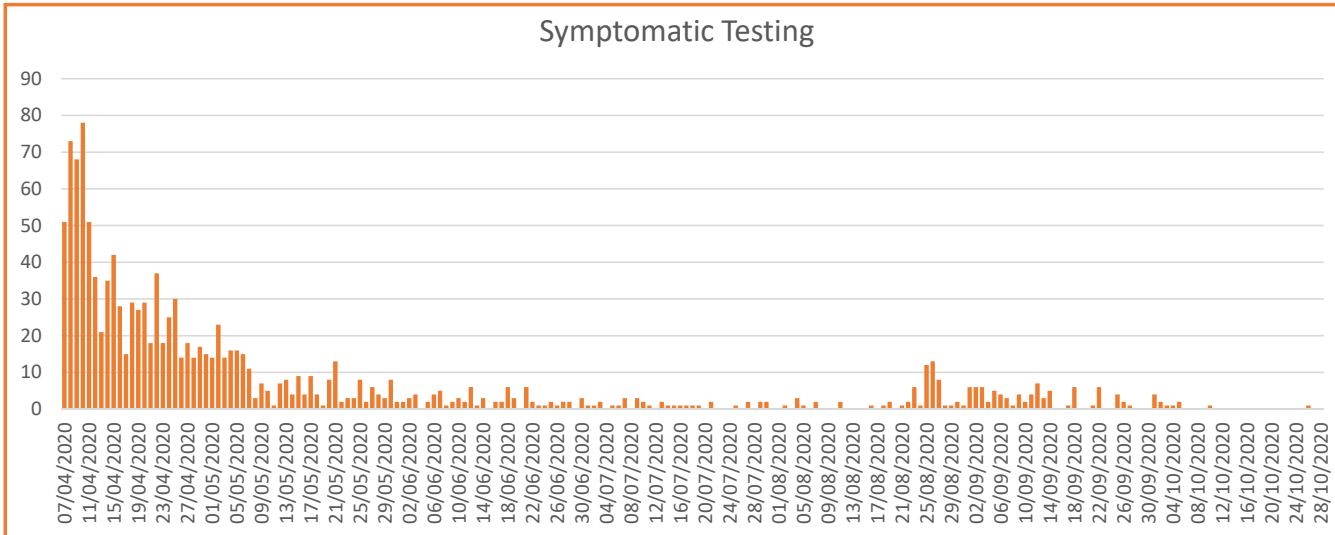
The amount of forms submitted continues to be attributable to the process for requesting an asymptomatic COVID-19 screening test due to an occupational risk, requiring the submission of a ‘near miss’ form. Many of the reports would not have been submitted without this requirement. The number of incidents where a lack of PPE is identified has not risen.

No figures should be considered as Official Police Statistics. These may not yet have been verified or validated.

OFFICIAL



# Testing Data (7<sup>th</sup> April – 28<sup>th</sup> October 2020)



Police Scotland Testing Data			
Total Referrals	Tested Positive	Tested Negative	Inconclusive
<b>Symptomatic Testing</b>			
1412	175	1150	22
<b>Asymptomatic Testing</b>			
566	16	442	2
<b>Other: Locally Arranged Tests</b>			
1433	327	1101	4

Locally arranged tests may refer to Divisional arrangements, self arranged tests or those arranged by the NHS.

\*Work has been undertaken resulting in some duplication of results being corrected which has resulted in a drop, particularly with regards to self referral reporting data, of positive and some negative cases.

\*Please note that individuals who are 'traced' are not always deemed suitable for testing and suitability is determined by the NHS. These tests are not arranged by Police Scotland. For those who have been tested within Phase 3, we have recorded the result accordingly.

\*The last Testing data report was received on 28<sup>th</sup> October 2020 and includes tests arranged up to and including 28<sup>th</sup> October 2020.

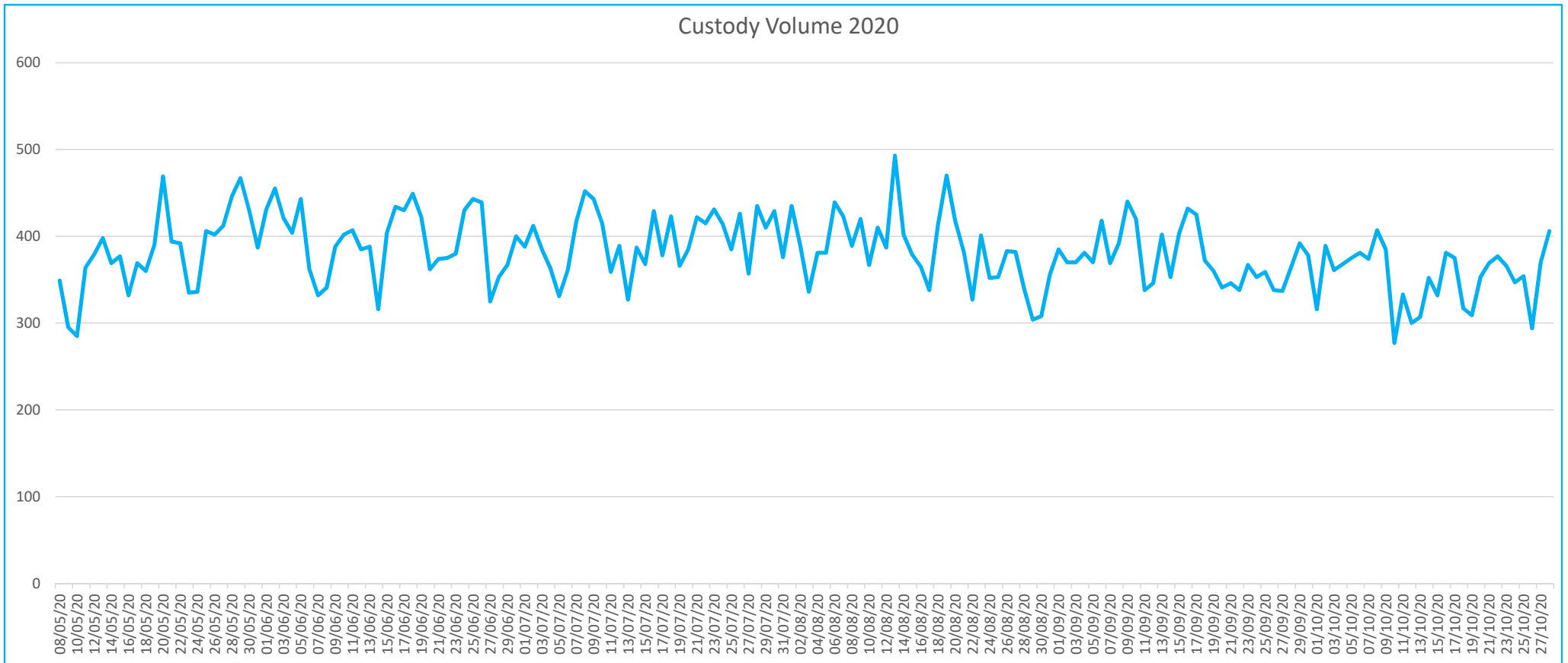
No figures should be considered as Official Police Statistics. These may not yet have been verified or validated.

OFFICIAL



# Custody Volume

The below line graph displays the total custody volume over time. The number of custodies fell on the approach to 'lockdown', reaching their lowest level on 29<sup>th</sup> March. Since that date Custodies have steadily increased and now show a consistent pattern.



No figures should be considered as Official Police Statistics. These may not yet have been verified or validated.

OFFICIAL