



<b>Report To:</b>	<b>SPA Board Members</b>		
<b>Meeting Date:</b>		<b>Agenda Item:</b>	
<b>Report Title:</b>	<b>Operation Talla Weekly Update</b>		
<b>Sponsored by:</b>		<b>Presented by:</b>	<b>DCC Graham</b>
<b>Appendix Attached:</b>	<b>APPENDIX A – Weekly COVID-19 Bulletin</b>		
<b>Report Classification</b>			
<b>Police Scotland:</b>	<b>For Noting</b>		
<b>SPA:</b>	<b>For Noting</b>		
<b>EXECUTIVE SUMMARY</b>			
<b>1.</b>	<b>Purpose</b>		
1.1	<p>This paper provides the Scottish Police Authority (SPA) with a weekly update on policing changes seen during Operation TALLA, Police Scotland’s COVID-19 response.</p> <p>This report contains the preceding week’s information and data on changing demands within the service centre, incident attendance and crime. It will also consider our COVID-19 response including our use of the emergency legislation and how we are assisting our officers and staff welfare throughout these challenging times.</p> <p>This update will have a reporting period of Thursday to Wednesday. For the purpose of this report, the week of Thursday 17 December 2020 to Wednesday 23 December 2020 is considered.</p>		
<b>2.</b>	<b>Decision Requested</b>		
2.1	N/A		
<b>3.</b>	<b>Recommendation</b>		
3.1	N/A		
<b>4.</b>	<b>Alignment to Police Scotland Strategic Outcomes</b>		
4.1	<p>This report aligns to both Police Scotland’s Strategic Outcomes and the Operation TALLA Strategic Objectives as set out by DCC Malcolm Graham.</p> <p>This report discusses the flexible and adaptable response to the challenges posed by COVID-19 by Police Scotland (SO1, SO2 and SO5). It further highlights the activities undertaken by Police Scotland to protect our people (SO4). The levels of intervention activity discussed in the report serve to protect our communities from COVID-19 (SO1, SO2). The frequent, transparent publication of papers, such as this, and those published on the Police Scotland website provide engagement with communities, to maintain trust and confidence (SO3).</p>		

5.	Main Report
----	-------------

**5.1 CURRENT LANDSCAPE**

Scotland continues to operate under the level or tiered system approach, which includes enforceable travel regulations for those local authorities subject to level 3 and 4 restrictions.

The announcement that Scotland would join with the other nations in the United Kingdom in the lifting of restrictions over the Christmas period for five days was rescinded on 19<sup>th</sup> December due to the prevalence of a newly identified strain of coronavirus within the UK. A new plan was presented by the First Minister that household mixing would be allowed on Christmas Day only and from Boxing Day the entire mainland Scotland would move to Level 4 restrictions in order to limit the spread of this be coronavirus strain. Meanwhile all our island communities would also be subject to tougher Level 3 restrictions. On 22<sup>nd</sup> December Scottish Government also announced that current level 4 restrictions may not be sufficient to stop the spread of the new coronavirus variant and further restrictions are also being considered in addition to the current level 4 restrictions.

Coronavirus is still having an impact on absence levels across the organisation; however, they continue to be internally managed by each local policing division. Absence levels and trends are monitored closely in order to mitigate risk and address any emerging resourcing demands in early course. Police Scotland's Outbreak Management Team (OMT) remains in place, providing an internal 'track and trace' function and advice to police officers and staff, as well as engaging with divisions to assist in limiting any spread of coronavirus throughout the organisation. Learning opportunities from previous outbreaks are being identified and collated by the team and these will be communicated across all divisions and departments.

Police Scotland's approach remains unchanged through the implementation of the level system and continues to promote 'Engage, Explain and Encourage' methods prior to 'Enforcement' action being taken against apparent breaches of legislation. It remains the position that officers may move more quickly through the 4E process if they perceive that persons are engaging in a blatant, conscious and inexcusable breach of regulations, involving repeat loci or individuals and whether an absence of enforcement would damage public confidence in policing.

**5.2 SERVICE CENTRE DEMAND**

This week, the volume of 101 calls answered increased by 2% from last week's figure and the volume of 999 calls has increased by 11%. 101 calls answered are 4% lower this year when compared to the same week last year and 999 calls are 7% lower when compared with the same week last year.

### **5.3 INCIDENT DEMAND**

Total incident volume has increased by 4% from last week's figure and has reduced by 7% when compared to the same dates in 2019.

In comparison to last week public nuisance incidents have increased 24% and disturbance incidents have increased by 10% week-on-week, whilst noise incidents have reduced by 3%. The increases follow seasonal trends leading up to the festive period.

### **5.4 CRIME**

Crime volume continues to remain lower than seasonal average. Overall crime in the last week is at a lower level than a comparable period last year. All of the thirteen police divisions have experienced lower crime volume than the same period last year.

The collective volume of recorded crimes for every crime group is lower when compared to last year. The cumulative crime demand in every division is lower when compared to the previous year.

### **5.5 COVID-19 INTERVENTION ACTIVITY**

As stated above, Police Scotland's approach to the use of COVID-19 legislation remains to firstly engage with people, explain the provisions and encourage them to comply with the necessary restrictions, with enforcement action being taken where there are found to be flagrant and blatant breaches of legislation.

Incidents requiring COVID-19 interventions by officers have increased by about 23% on the preceding week. 64% of the 1473 interventions recorded on the CVI system this week took place within private dwellings which is the same as last week.

Since quarantine regulations came into force on travellers entering Scotland from out with the UK on the 15 June, up to and including 23 December 2020, Police Scotland have received 2941 referrals from Public Health Scotland (PHS) relating to potential breaches of quarantine, 629 of which were dealt with by the resolution team and 558 of which have been dealt with by local policing. 1752 referrals were weeded prior to an incident being raised. In respect of resolved referrals, 71% of the foreign travellers were found to be complying with quarantine restrictions. In the majority of the remaining referrals, the travellers have been untraced due to a variety of reasons such as inaccurate data provided to PHS or the expiration of the quarantine period prior to persons being traced.

There have been 16 occasions where enforcement has been used in relation to breaches of quarantine regulations generated from Home Office or Public Health Scotland referrals and one report to the Crown Office and Procurator Fiscal Service (COPFS).

## 5.6 ABSENCE

General employee absence levels have remained relatively static this week. This week, there have been some COVID-19 outbreaks cases recorded, along with the associated absence due to contact / trace requirements. Divisions and departments are still coping locally with outbreaks and contact/tracing requirements. Absences related specifically to COVID-19 have decreased, with **413** people currently absent. Down from 463 last week.

## 5.7 OUTBREAK MANAGEMENT TEAM

Police Scotland's Outbreak Management Team (OMT) respond to and investigate positive cases amongst officers and staff and work in conjunction with the national NHS Test & Protect network to arrive at proportionate, balanced decisions on the identification of individuals at risk after close contact with a positive case and any requirement for self-isolation. This, following consideration of all operational circumstances, the use of PPE and other safety measures, has enabled the safe retention of officers and staff in the workplace and the self-isolation of those agreed to be at heightened risk. The team's work will continue to capture information and the circumstances in respect of specific outbreaks in order that procedures can be reviewed and additional safety measures cascaded and implemented as required.

From inception until 23 December 2020, the OMT has reviewed 402 cases and, from these, 584 individuals have tested positive for COVID-19. The work of the OMT has led them to trace 631 individuals who have required to isolate, whilst the NHS has traced 232 individuals. On average, each case leads to 3.7 absences. The work of the OMT has also led to the identification of 67 individuals who had initially been required to self-isolate and were able to return to work.

## 5.8 COVID-19 NEAR MISSES

'Near miss' forms in the context of the pandemic situation may be submitted for a variety of reasons e.g. when officers are potentially exposed to COVID-19 whilst not wearing PPE, where PPE malfunctions, or in any other instance an officer feels a risk to themselves in a specific occurrence relating to COVID-19. This can occur due to the reactive nature of policing, as well as being influenced by training levels and supply of PPE.

The most current 'near miss' figures available for the dates 15 December 2020 until 21 December 2020 confirm that **113** forms were submitted. This is an increase from the 79 last week.

## 5.9 GATHERINGS IN PRIVATE DWELLINGS

Scottish Government commissioned data suggests that spread in and between households continues to drive much of the transmission of COVID-19. This analysis has guided the decision to introduce national measures to prevent persons visiting other households in higher risk areas.

## OFFICIAL

Police Scotland have undertaken an assessment of the demand posed by dwelling house gatherings. It should be noted that the methodology of counting of house gatherings is designed to quantify the number of times officers have had to enter a private dwelling or private garden to investigate suspected breach of legislation or guidance, due to the increased risks of COVID transmission associated with these environments; therefore, if officers do not physically attend, or indeed gain entry to the dwelling or garden, this will not be included as a house gathering as there is no evidence there has been one and no increased risk to officers. Information gathered is indicative and should not be considered police statistics.

Indicative figures from the week of 17 December 2020 until 23 December 2020, suggest that Police Scotland attended over 288 occurrences of house gatherings throughout the force area, an increase of 64 from last week. Enforcement levels have decreased from 265 FPNs and 7 arrests last week, to 237 FPNs and 7 arrests this week.

Notable incidents over the past week include:

### **Stirling**

**(16/12/2020)** Anonymous report of house party. Police attended and observed 14 people within. Householders charged with culpable and reckless conduct and others issued with FPNs.

### **Fife**

**(19/12/20)** Call regarding a house party. Officers attended to find 30 persons within. Occupant cautioned and charged with Culpable and Reckless conduct.

### **Renfrewshire & Inverclyde**

**(19/12/20)** Police received a call re an ongoing party. Officers attended and observed a large group of persons within. Property had been booked via Booking.com for 3 nights. All persons within were searched, a large quantity of alcohol disposed of and all persons issued with FPN's for breach of COVID-19 regulations.

**(19/12/20)** Officers attended at address and located 6 persons within. 6 tickets were issued for breaching COVID-19 Regulations and ejected from property. This is the 2nd incident in 24 hours at this address involving the same group. The property has been booked via Booking.Com. Letting agent contacted and informed of incidents, it is believed the suspect used false information to make booking.

**(19/12/20)** Officers attended re an ongoing party. 8 persons found within. All issued with tickets for breach of COVID-19 regulations and suspect warned. All other persons were ejected from the property.

### **Greater Glasgow**

**(18/12/20)** Call to police complaining about the noise from a party, property is a guest house. Officers attended, 11 persons within, COVID FPN's issued, all persons ejected.

**(20/12/20)** Party ongoing, 26 persons issued COVID FPN's, householder charged with Culpable and Reckless conduct.

## OFFICIAL

(19/12/20) Call to police complaining about the noise from a party. Officers attended, 14 persons within, 13 COVID FPNs issued, all persons ejected. House holder arrested for Section 38 CJLSA offence.

### Lothian & Scottish Borders

(20/12/20) Large party reported within a Lodge at a Golf Club, North Berwick. Lodge had been booked for a 30th birthday party. Persons left locus when requested to disperse. Persons who had consumed alcohol remained at locus until sober. Organiser spoken to and local officers to progress engagement with Golf Club regarding ongoing leases of lodges to large parties.

(20/12/20) Officers attended a report of a house party and traced approx. 20-30 persons within a property in Bilston. Address is believed to be an Air B+B property. A number of persons were within, all aged in their early 20's and it was clearly an organised party, with large amounts of alcohol within. The party was dispersed and keys obtained for the owner.

## 5.10 TRAVEL REGULATIONS

At 1800 hours on Friday 20 November 2020, legislative travel restrictions were introduced across local authorities subject to levels 3 and 4 restrictions. The following data comprises travel regulations interventions from 17 December until 23 December 2020 inclusive.

Police Scotland has carried out 64 interventions and issued 12 FPNs in respect of travel regulations within the time frame.

Notable incidents during this period include:

### Dumfries & Galloway

(16/12/20) Report received of male from Manchester visiting The Byre, Twynholm. Police traced 73yr old male from Shrewsbury visiting 75yr old partner at address. Advice provided and male left property.

### Edinburgh

(17/12/20) 2 persons were traced following a look-out request in respect of theft by shoplifting. It was subsequently established that both had travelled from their home address in Glasgow earlier in the day without exemption for doing so. Both subjects were arrested and subsequently charged with theft by shoplifting, attempt theft, attempt to pervert and travel offences under the coronavirus regulations.

### Highland

(21/012/20) Report of family having travelled from London to Glenelg. Officers attended. Persons stated they travelled prior to tier increase in London & were there to carry out essential maintenance.

### Argyle & Bute

(21/12/20) Numerous reports of a breach of COVID regulations by family on the Isle of Bute. Social media post by mentioning a tier 4 journey by boat, but that most people would

## **OFFICIAL**

use the ferries. Enquiry by officers revealed that family had arrived on Friday 18th Dec from London with the intention of self-isolating. Then on Saturday 19<sup>th</sup> other family members had chartered a boat because they had missed the last ferry. All 6 family members are being reported due to circumstances of numerous breaches travelling from London, rather than just out with tier/ local authority. All have indicated that they will return to London.

### **Dumfries & Galloway**

**(21/12/20)** Male arrested for Road traffic Offence. Traced on A75 at Gretna under the influence of alcohol driving motor vehicle. Male had travelled from England.

## **5.11 SUBMISSION**

This report is submitted to the SPA for information and consideration.

Appendix A – COVID-19 Weekly Bulletin contains the information which will be released publically by Police Scotland. This information will continue to be released weekly and will synchronise with the weekly SPA reporting for consistent, single data timelines.

# COVID-19 WEEKLY BULLETIN

## 17<sup>th</sup> December – 23<sup>rd</sup> December 2020

SERVING A  
CHANGING SCOTLAND



SCOTTISH POLICE  
AUTHORITY

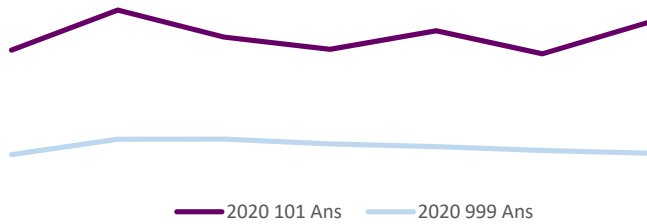
No figures should be considered as Official Police Statistics. These may not yet have been verified or validated.

OFFICIAL



## Service Centre Demand

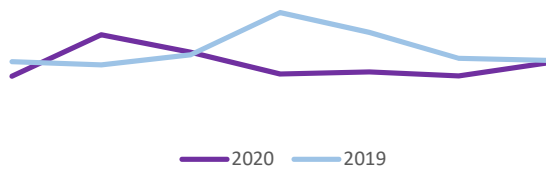
The volume of 101 and 999 calls answered showed consistent levels for most of the week however 101 calls show an increase on Friday 18<sup>th</sup> December.



## Incident Demand

Incident volume throughout the last week was approximately 7% lower when compared to the same time last year.

### Weekly Incident Volume



## Gatherings in Private Dwellings

From 28/08/2020 – 23/12/2020

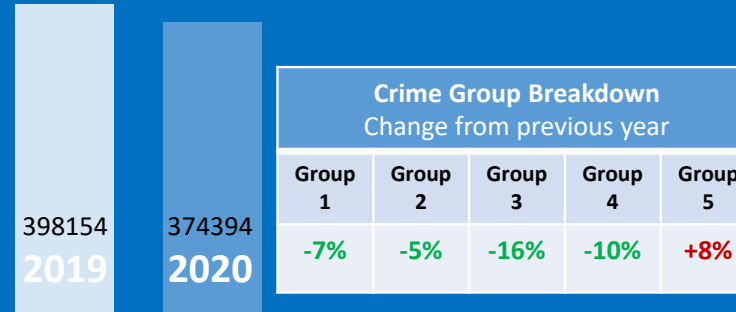
**5974** Attended reports of House Party

**3445** House Parties Dispersed

## Crime

Crime Volume (9 March – Present compared to Previous Year)

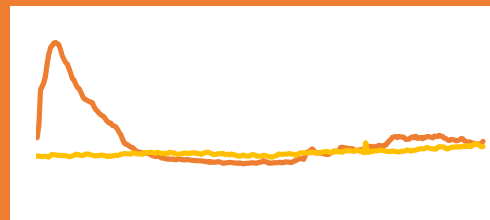
Crime has continued to trend at levels lower than the seasonal average, and total crime volume year to date continues to remain lower (6%) than last year.



## 8569 Offences under COVID Legislation

Recorded COVID Charges are pulled from Police Scotland CRIME systems rather than CVI. Enforcement activity includes Fixed Penalty Notices and offences recorded on Police Scotland's Crime Recording System

## Absence

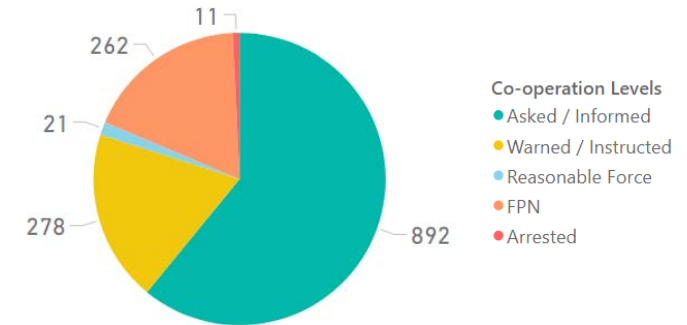


Absences throughout the week continues to trend above levels when compared to 2019.

## Coronavirus Legislation

Co-operation with new Coronavirus Legislation

The below chart is indicative of the co-operation levels experienced by police over the last 7 days. The majority of interactions between police and the public continue to be resolved without enforcement.



## Quarantine Referrals to 23<sup>rd</sup> December

Public Health Scotland Travel Regs. Referrals	2941
Investigated by Resolution Team	629
Investigated by Local Policing	558
Investigations Ongoing	2
Weeded prior to investigation	1752
<b>Travel Reg. offences resulting in FPN or SPR</b>	<b>16</b>

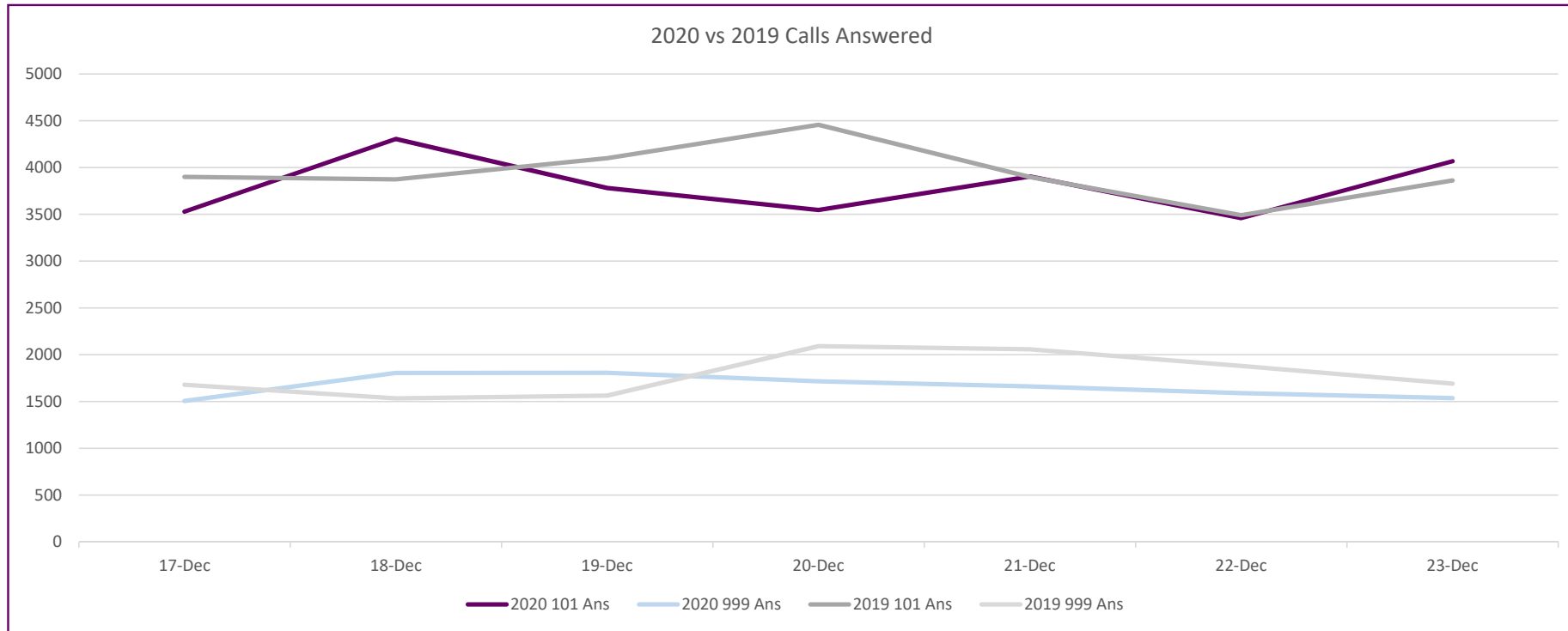
Note: The referral figures are a count of reports submitted to Police Scotland. These will therefore vary from counts of the number of individuals. FPNs may be derived from PHS, Home Office Referrals or from operational incidents.

No figures should be considered as Official Police Statistics. These may not yet have been verified or validated.

OFFICIAL



## Weekly Service Centre Demand (17<sup>th</sup> – 23<sup>rd</sup> December 2020)



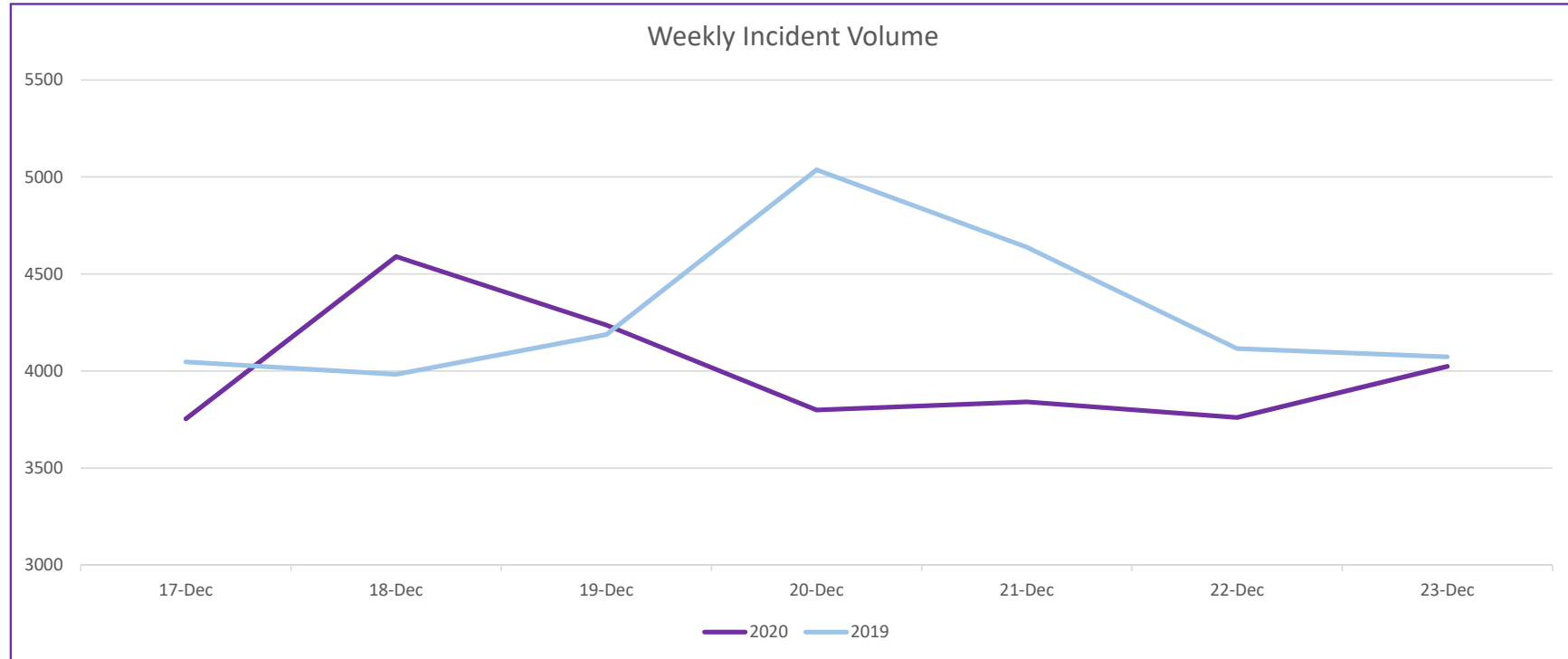
	17-Dec	18-Dec	19-Dec	20-Dec	21-Dec	22-Dec	23-Dec	Total
<b>2020 101 Ans</b>	3529	4305	3781	3546	3904	3459	4067	<b>26,591</b>
<b>2020 999 Ans</b>	1506	1805	1806	1715	1661	1589	1536	<b>11,618</b>
<b>2019 101 Ans</b>	3,900	3,873	4,099	4,456	3,898	3,490	3,862	<b>27,578</b>
<b>2019 999 Ans</b>	1679	1534	1563	2092	2057	1880	1690	<b>12,495</b>

No figures should be considered as Official Police Statistics. These may not yet have been verified or validated.

OFFICIAL



## Weekly Incident Demand (17<sup>th</sup> – 23<sup>rd</sup> December 2020)



	17-Dec	18-Dec	19-Dec	20-Dec	21-Dec	22-Dec	23-Dec	Total
2020	3754	4590	4237	3799	3841	3760	4024	<b>28005</b>
2019	4047	3983	4188	5037	4638	4116	4073	<b>30082</b>

No figures should be considered as Official Police Statistics. These may not yet have been verified or validated.

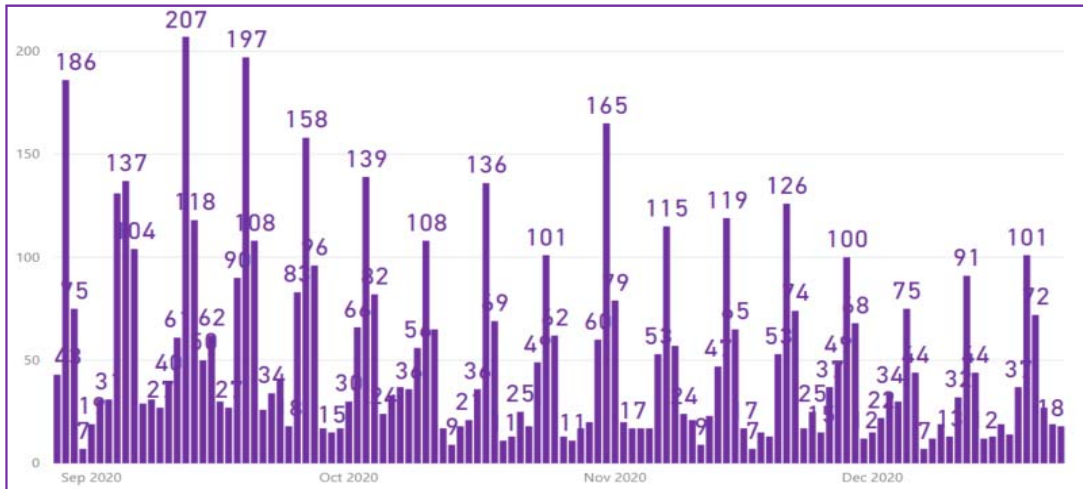
OFFICIAL



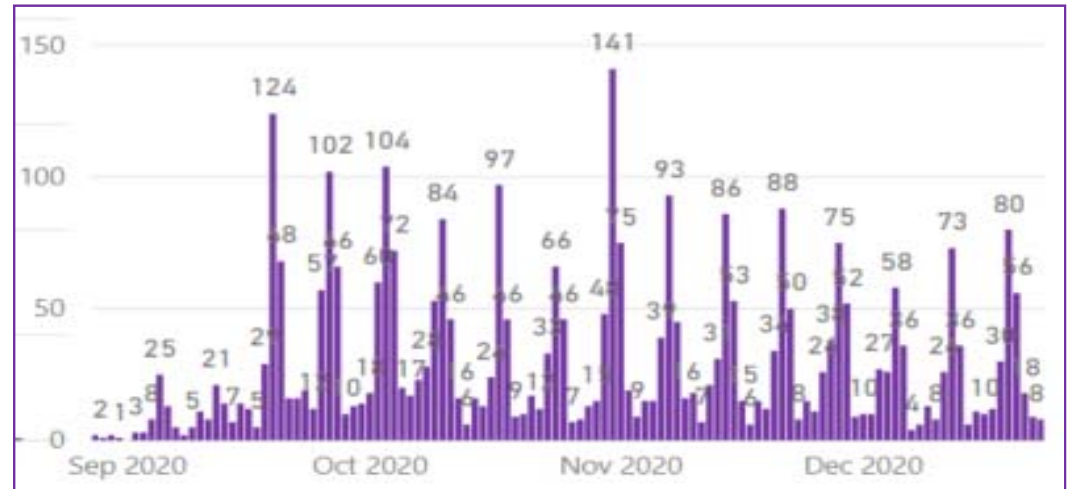
# Incident Demand – House Gatherings (28<sup>th</sup> August – 23<sup>rd</sup> December 2020)

From Friday 28<sup>th</sup> August 2020, additional monitoring of ‘house gatherings’ incidents has taken place. This will be reported weekly going forward.

**Attended ‘House Gatherings’ Incidents**



**Attended ‘House Gatherings’ Breaching Restrictions**



Totals	28 Aug – 23 Dec	17 – 23 Dec
No. of House Gatherings Attended	5974	288
No. of House Gatherings Breaching Restrictions	3445	213
No. of FPNs issued	3230	299
No. of Arrests	200	7

The figures contained within this slide originate from storm incident reviews and free-text local policing returns to provide the most comprehensive view of house gatherings possible.

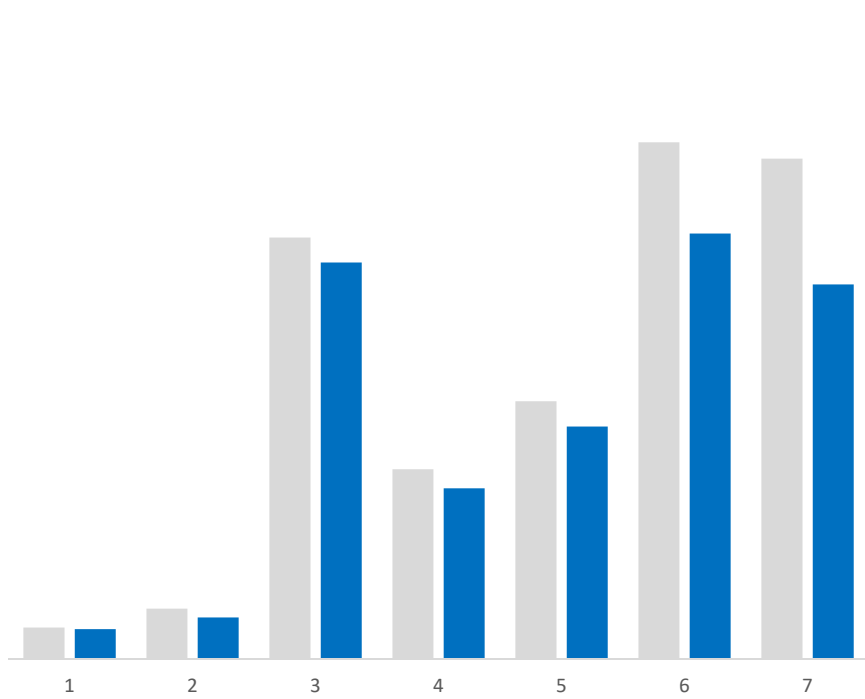
Note: No figures should be considered as Official Police Statistics. These may not yet have been verified or validated.



# Weekly Crime Demand (14<sup>th</sup> – 20<sup>th</sup> December 2020)

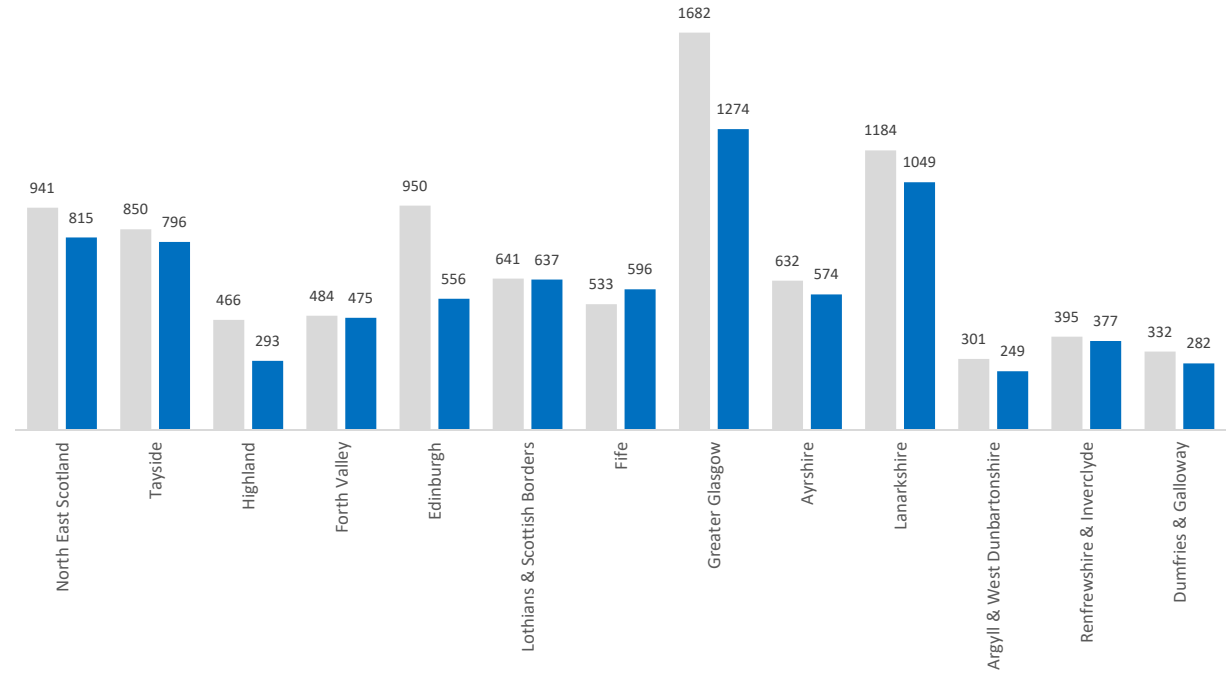
Weekly Crime by Group

■ 2019/20 ■ 2020/21



Weekly Crime by Division

■ 2019/20 ■ 2020/21



Crime Group	1	2	3	4	5	6	7	Total
2019/20	149	239	2012	905	1230	2467	2389	<b>9391</b>
2020/21	141	197	1893	814	1109	2031	1788	<b>7973</b>

All Crime Groups show a decrease in volume when the preceding weeks volume is compared to the same period in 2019.

The majority of divisions this week have noted a decrease in crime volumes, however Fife shows an increase.

More information regarding Crime Groups can be found [via this link](#)

No figures should be considered as Official Police Statistics. These may not yet have been verified or validated.

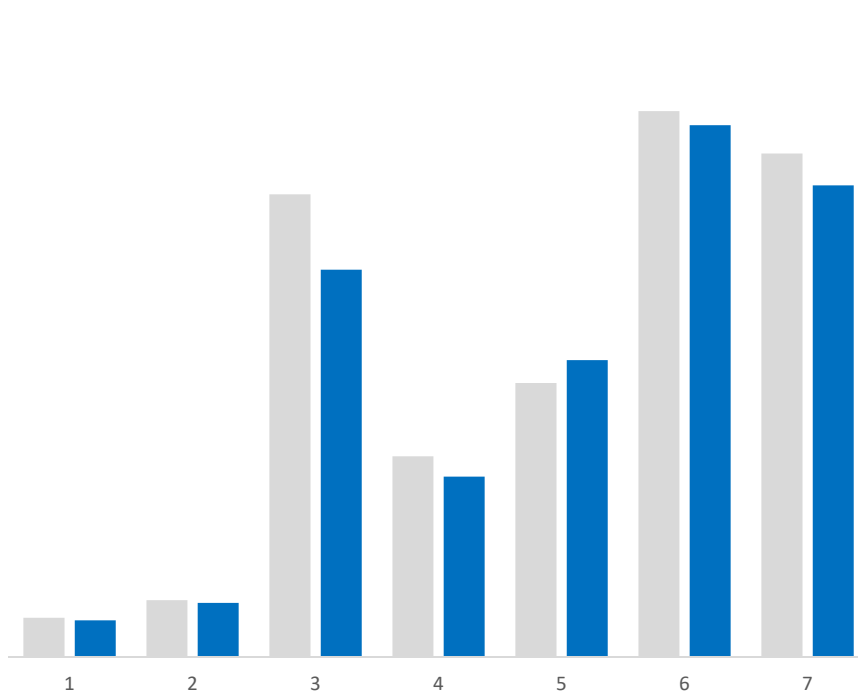
OFFICIAL



# Cumulative Crime Demand (16<sup>th</sup> March – 20<sup>th</sup> December 2020)

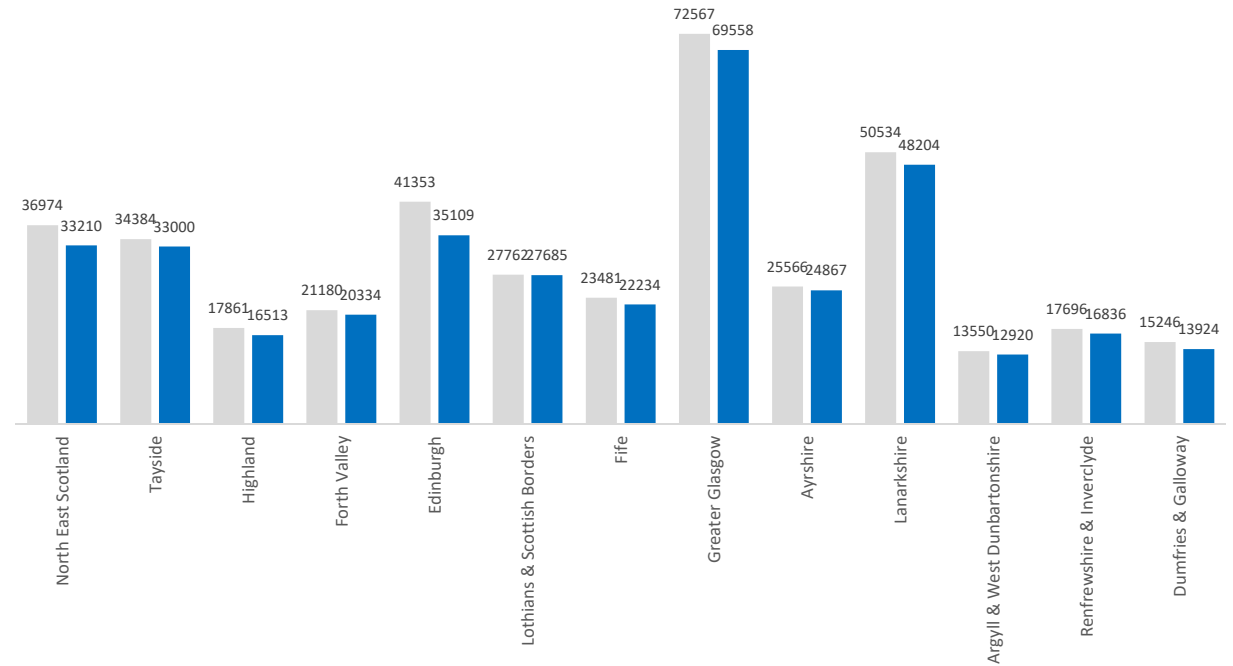
Total Crime by Group

■ 2019/20 ■ 2020/21



Total Crime by Division

■ 2019/20 ■ 2020/21



Crime Group	1	2	3	4	5	6	7	Total
2019/20	7484	10825	88471	38343	52370	104390	96271	<b>398154</b>
2020/21	6989	10303	74046	34478	56736	101680	90162	<b>374394</b>

All Crime Groups (with the exception of Group 5) show a decrease in volume when compared to the same period in 2019.  
 All Divisions continue to show a cumulative decrease in volume when compared to the same time period in 2019.

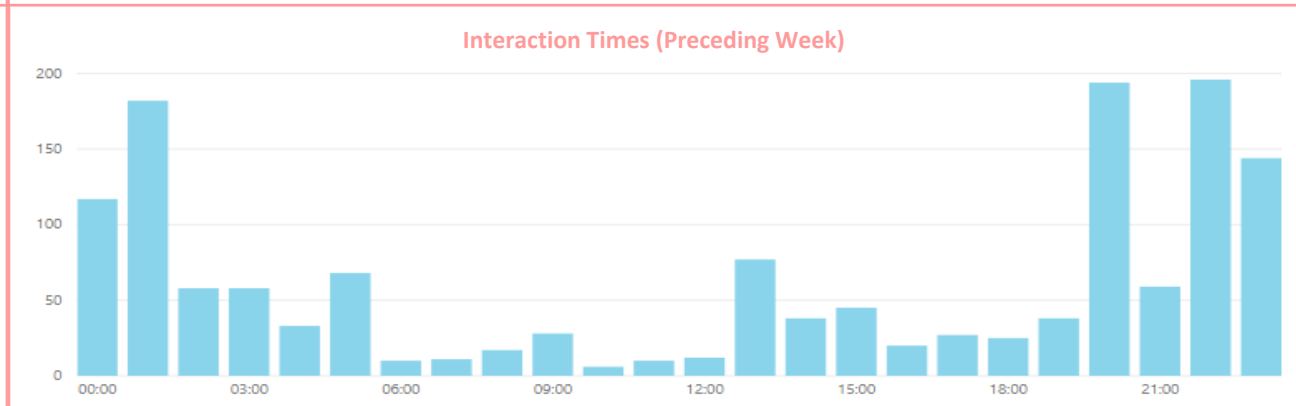
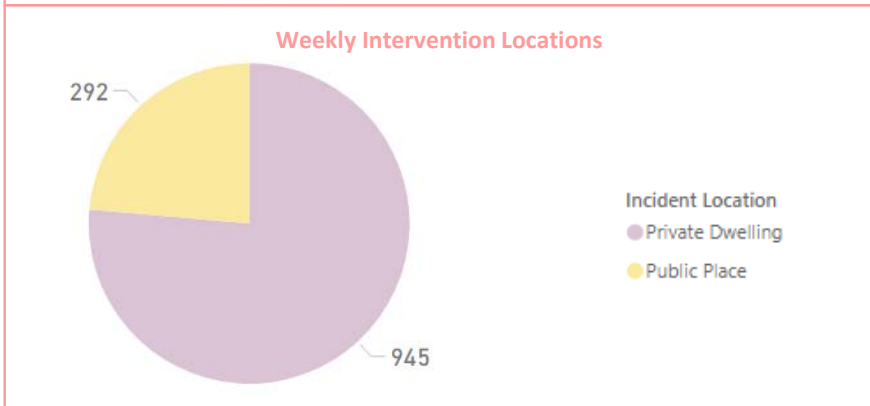
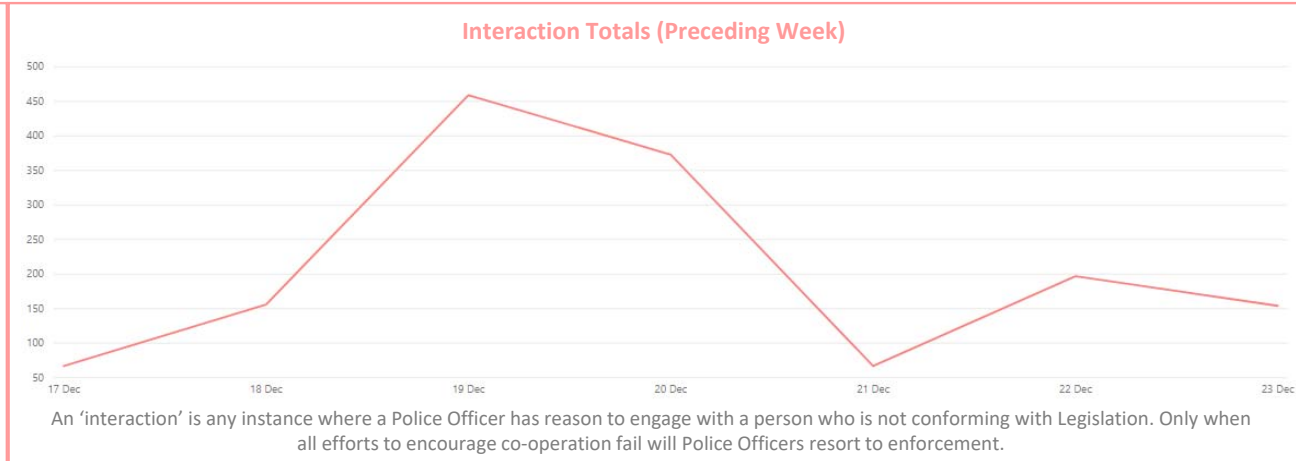
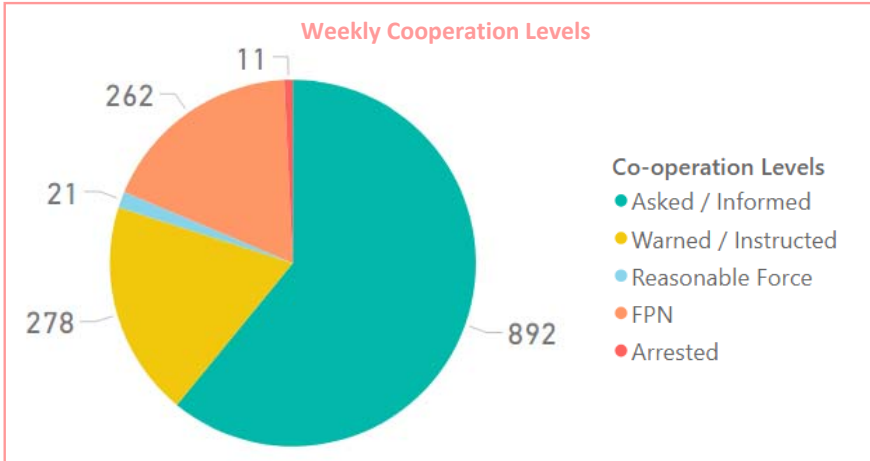
More information regarding Crime Groups can be found [via this link](#)

No figures should be considered as Official Police Statistics. These may not yet have been verified or validated.

OFFICIAL



## Weekly Legislation Co-operation (17<sup>th</sup> – 23<sup>rd</sup> December)



In response to the introduction of The Health Protection (Coronavirus) (Restrictions) (Scotland) Regulations 2020 and Coronavirus Act 2020, Police Scotland developed a 'Coronavirus Interventions' (CVI) recording system. This system allowed Police Scotland to begin gathering data in relation to the public co-operation levels with the new legislation. This system relies on Police Officers manually updating the system with the co-operation level when they encounter an individual in contravention of the new legislation. This slide includes all offence types – Face-Coverings, Quarantine, Travel Restrictions and Gatherings.

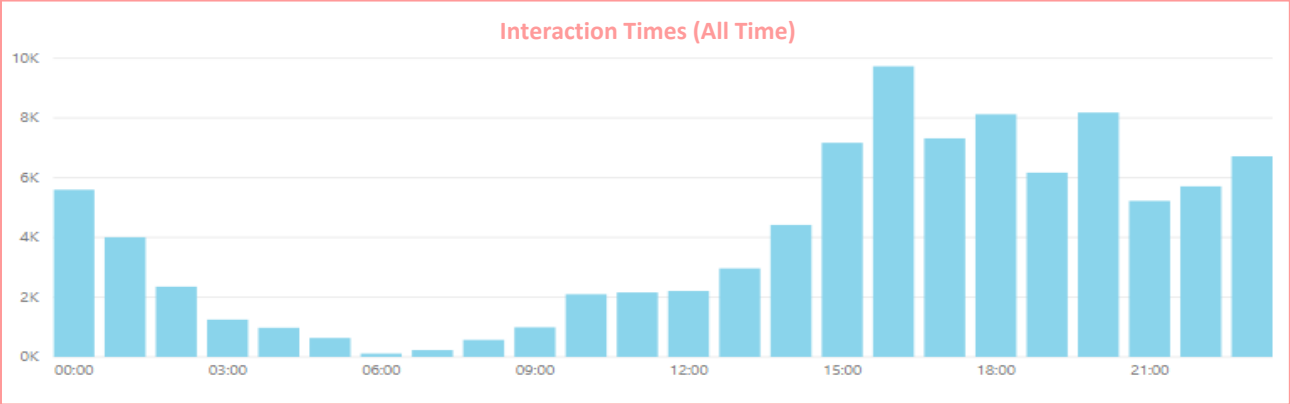
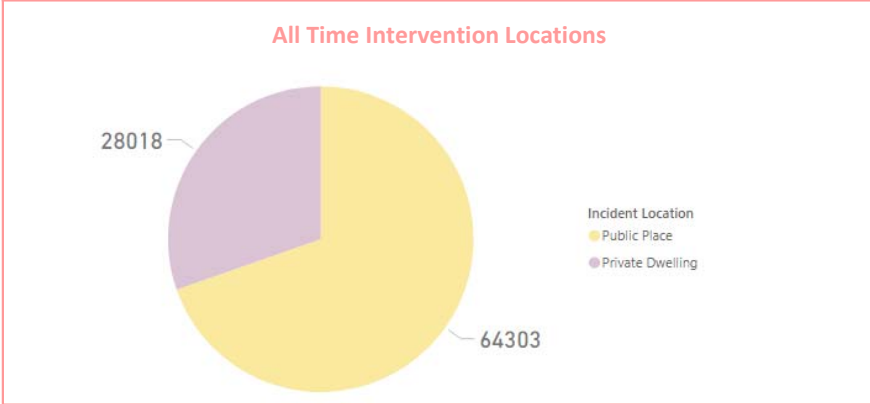
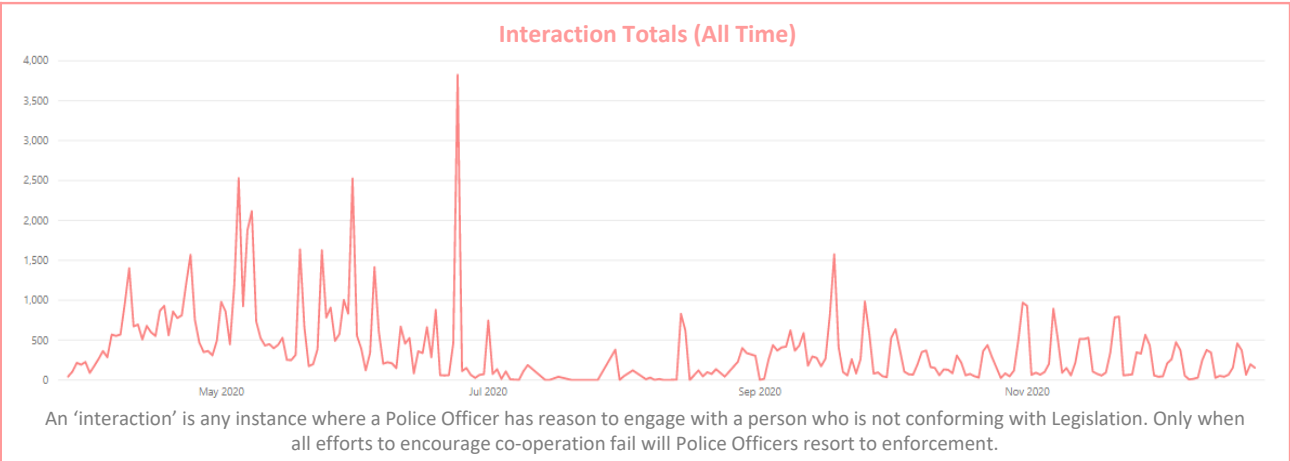
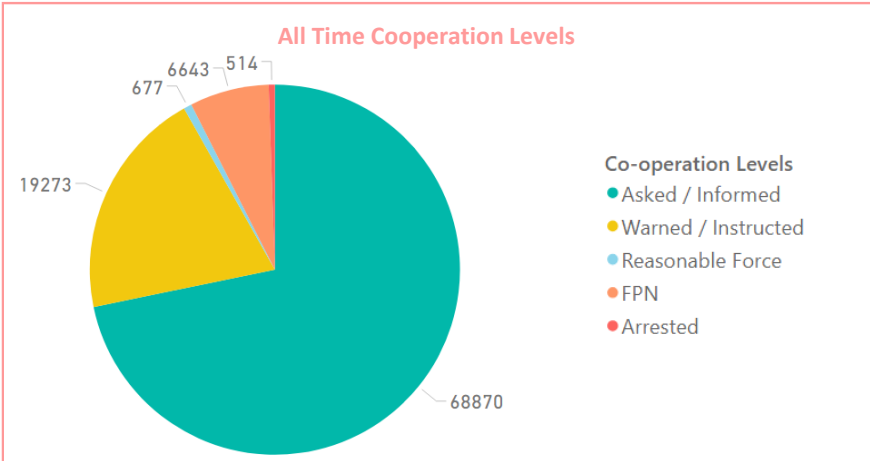
**Due to the manual input required to form this data set, the contents of this slide are indicative only. Actual figures will differ from those recorded on Crime Systems (please see slide 11), may be subject to change, and cannot be considered Official Police Statistics. They do provide an indication of the public co-operation levels across Scotland.**

No figures should be considered as Official Police Statistics. These may not yet have been verified or validated.

OFFICIAL



# Coronavirus Legislation Co-operation (27<sup>th</sup> March – 23<sup>rd</sup> December 2020)



In response to the introduction of The Health Protection (Coronavirus) (Restrictions) (Scotland) Regulations 2020 and Coronavirus Act 2020, Police Scotland developed a 'Coronavirus Interventions' (CVI) recording system. This system allowed Police Scotland to begin gathering data in relation to the public co-operation levels with the new legislation. This system relies on Police Officers manually updating the system with the co-operation level when they encounter an individual in contravention of the new legislation. This slide includes all offence types – Face-Coverings, Quarantine, Travel Restrictions and Gatherings.

**Due to the manual input required to form this data set, the contents of this slide are indicative only. Actual figures will differ from those recorded on Crime Systems (please see slide 11), may be subject to change, and cannot be considered Official Police Statistics. They do provide an indication of the public co-operation levels across Scotland.**

No figures should be considered as Official Police Statistics. These may not yet have been verified or validated.

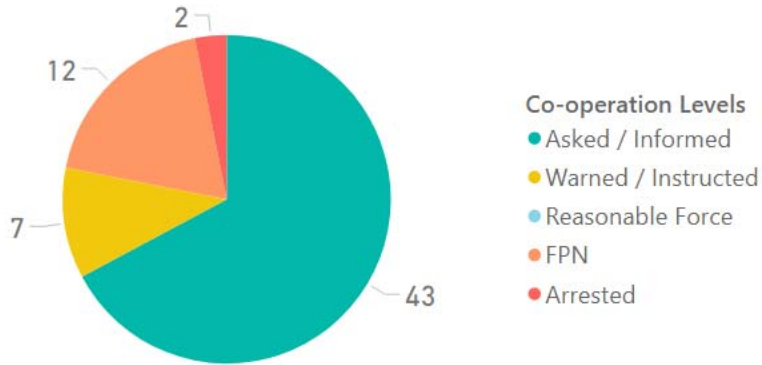
OFFICIAL





# Weekly Travel Regulation Co-operation (17<sup>th</sup> December – 23<sup>rd</sup> December 2020)

### Weekly Cooperation Levels

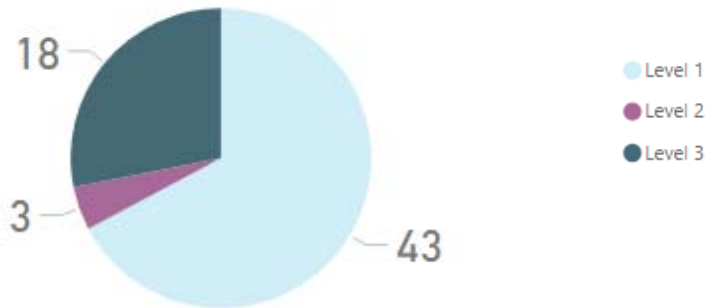


### CVI Activity by Date



An 'interaction' is any instance where a Police Officer has reason to engage with a person who is not conforming with Legislation. Only when all efforts to encourage co-operation fail will Police Officers resort to enforcement.

### Weekly Intervention by Tier



### CVI Interaction Times



In order to report upon policing interventions in respect of the newly introduced Travel Regulations regarding travel to or from tiers 3 and 4, the CVI system has been updated. The above data is a sub-set of the wider CVI interventions reported on the previous slides and should not be considered as 'in addition to' the previous overall CVI activity slides.

In response to the introduction of The Health Protection (Coronavirus) (Restrictions) (Scotland) Regulations 2020 and Coronavirus Act 2020, Police Scotland developed a 'Coronavirus Interventions' (CVI) recording system. This system allowed Police Scotland to begin gathering data in relation to the public co-operation levels with the new legislation. This system relies on Police Officers manually updating the system with the co-operation level when they encounter an individual in contravention of the new legislation.

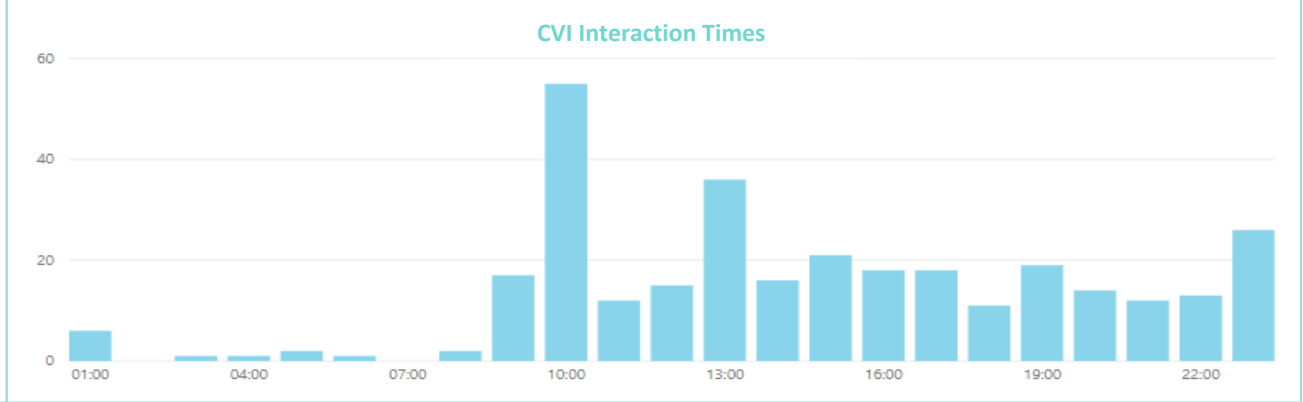
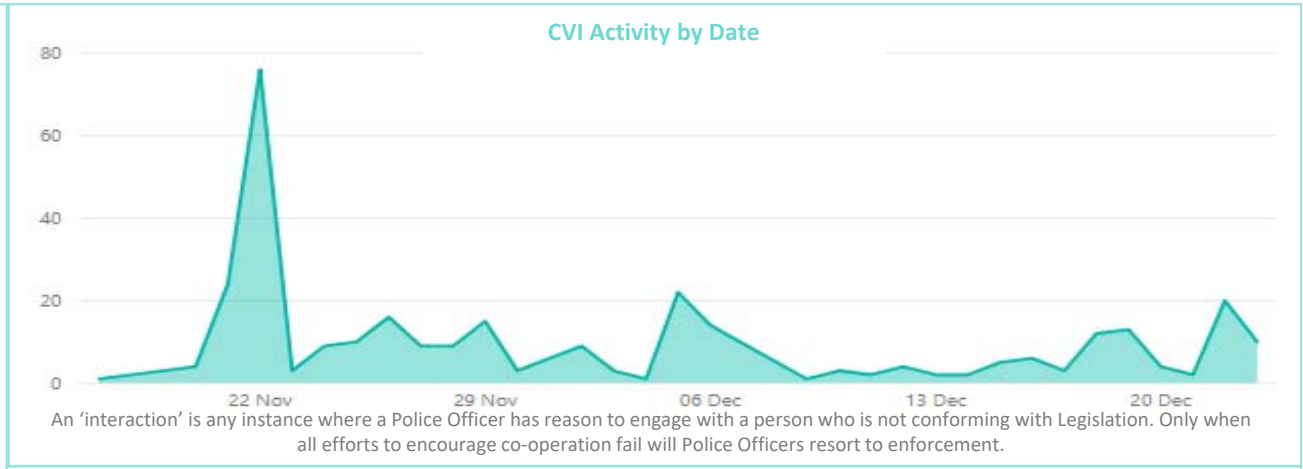
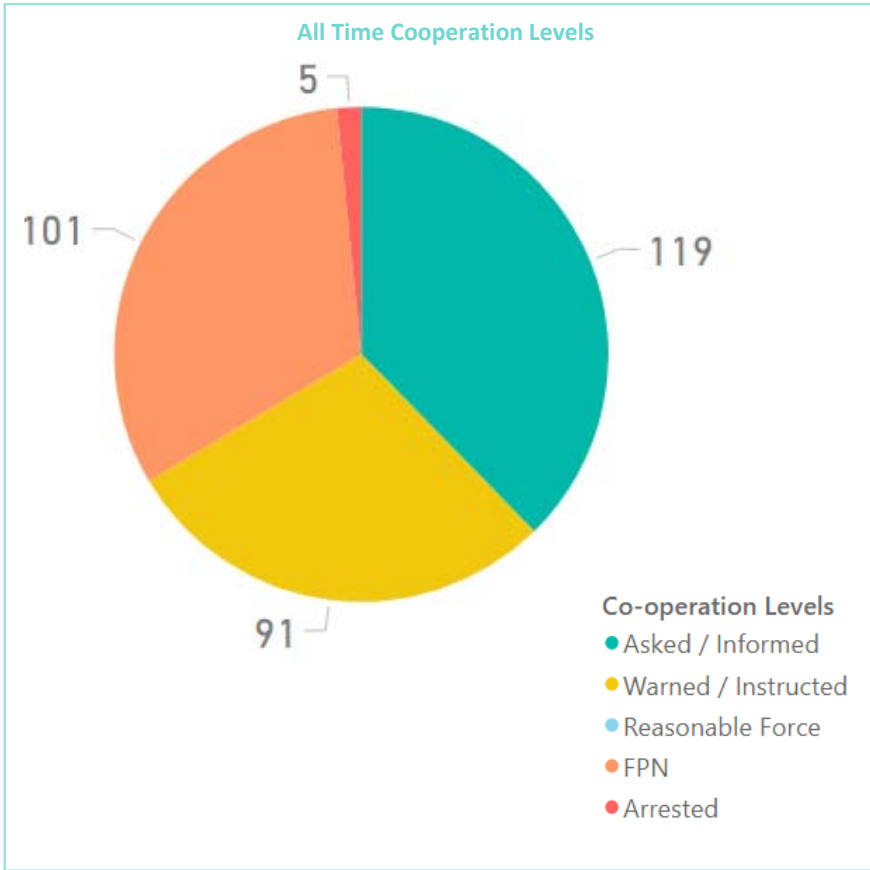
**Due to the manual input required to form this data set, the contents of this slide are indicative only. Actual figures will differ from those recorded on Crime Systems (please see slide 11), may be subject to change, and cannot be considered Official Police Statistics. They do provide an indication of the public co-operation levels across Scotland.**

No figures should be considered as Official Police Statistics. These may not yet have been verified or validated.

OFFICIAL



# Travel Regulation Co-operation (20<sup>th</sup> November – 23<sup>rd</sup> December 2020)



In order to report upon policing interventions in respect of the newly introduced Travel Regulations regarding travel to or from tiers 3 and 4, the CVI system has been updated. The above data is a sub-set of the wider CVI interventions reported on the previous slides and should not be considered as 'in addition to' the previous overall CVI activity slides.

In response to the introduction of The Health Protection (Coronavirus) (Restrictions) (Scotland) Regulations 2020 and Coronavirus Act 2020, Police Scotland developed a 'Coronavirus Interventions' (CVI) recording system. This system allowed Police Scotland to begin gathering data in relation to the public co-operation levels with the new legislation. This system relies on Police Officers manually updating the system with the co-operation level when they encounter an individual in contravention of the new legislation.

**Due to the manual input required to form this data set, the contents of this slide are indicative only. Actual figures will differ from those recorded on Crime Systems (please see slide 11), may be subject to change, and cannot be considered Official Police Statistics. They do provide an indication of the public co-operation levels across Scotland.**

No figures should be considered as Official Police Statistics. These may not yet have been verified or validated.

OFFICIAL



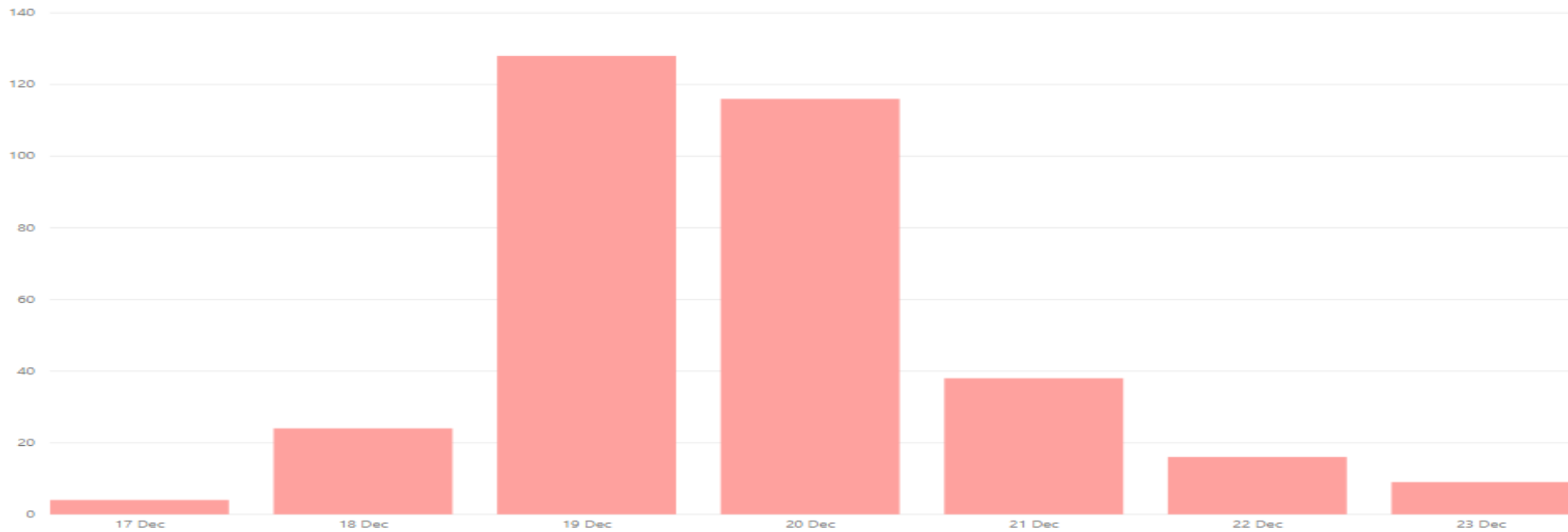
## 'Enforcement' of Coronavirus specific legislation

The following is a summary of all 'enforcement' action in relation to both The Health Protection (Coronavirus) (Restrictions) (Scotland) Regulations 2020 and Coronavirus Act 2020.

This includes all Fixed Penalty Notices issued and processed by Police Scotland. It also includes all occasions that a charge was libelled and recorded on Police Scotland's Crime Recording System against a person in relation to the aforementioned legislation. This is a true value of the volume of recorded 'enforcement' activity, but does not provide the granularity of the Coronavirus Intervention (CVI) recording system and does not capture the earlier phases of the '4 E's' approach.

These values remain subject to change as offences are retrospectively added or amended and do not match the indicative 'enforcement' values from the CVI recording system.

### Volume of Covid-19 Charges from 17<sup>th</sup> December – 23<sup>rd</sup> December 2020



Charges over the last 7 days

**335**

Total Charges To Date

**8569**

No figures should be considered as Official Police Statistics. These may not yet have been verified or validated.

OFFICIAL



# ABSENCE

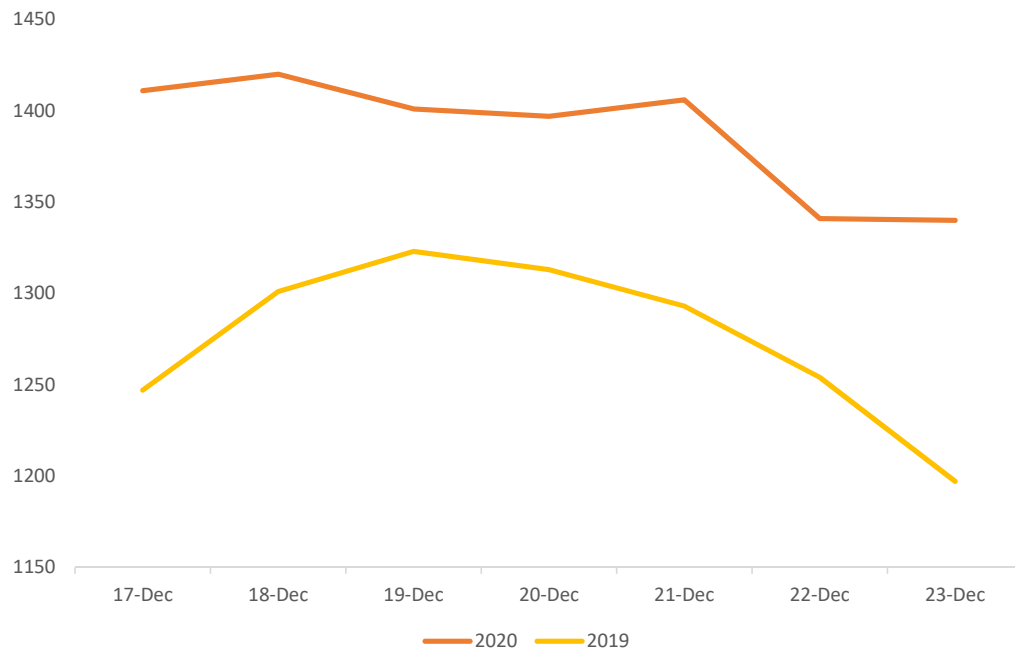
## Police Scotland Absences (17<sup>th</sup> – 23<sup>rd</sup> December)

23 December 2020	No.	Change from same day previous week	Change from same day previous week (%)
COVID-19	442	-9	-2%
<b>Total Absences</b>	<b>1340</b>	<b>-52</b>	<b>-4%</b>

## Active Covid-19 Absence Reason

Precautionary Isolation	141
Symptoms	39
Tracing	88
Positive Test	136

Weekly Absence Levels Line Graph – Comparison of 2019 to 2020



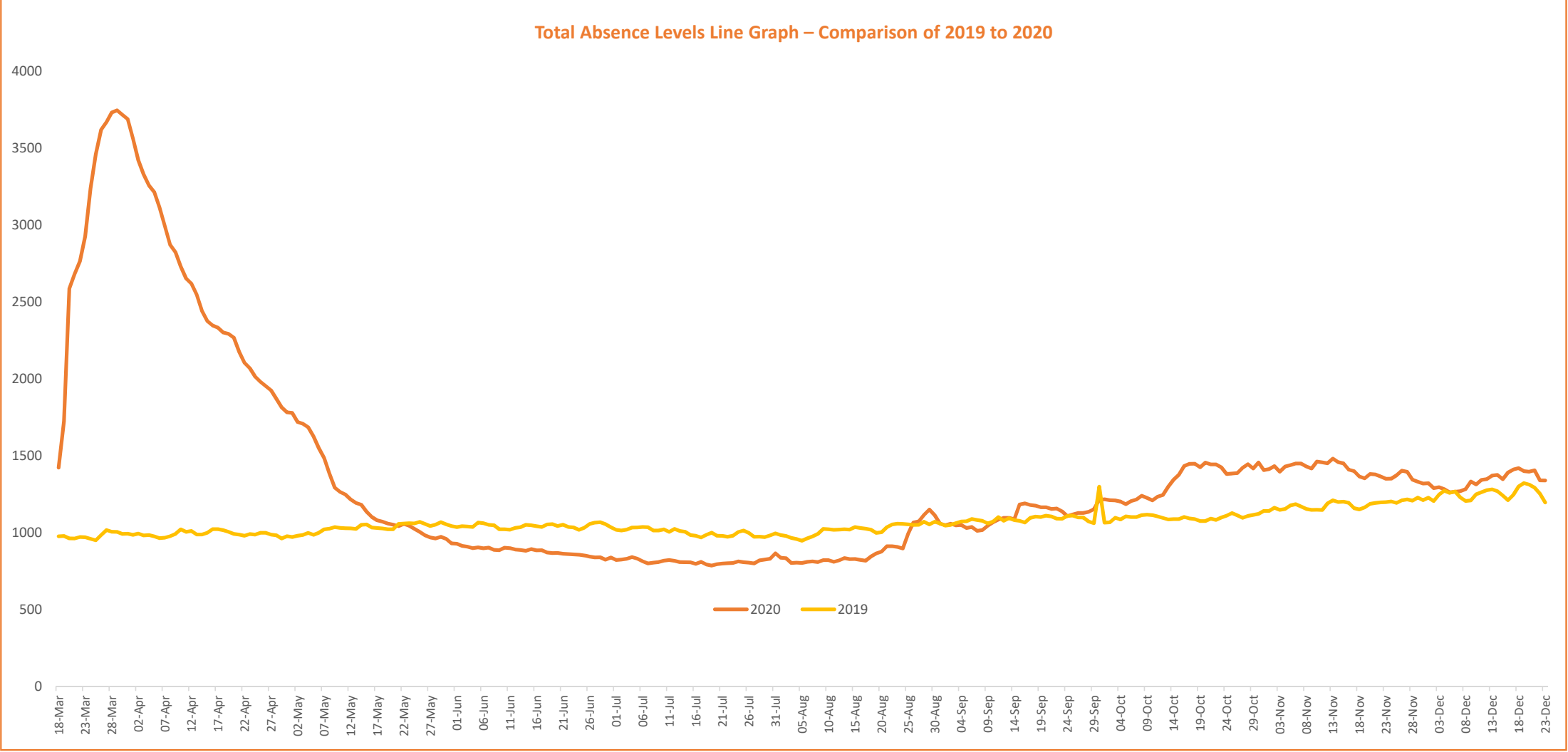
Absences continue to trend above 2019 levels.

Date	17-Dec	18-Dec	19-Dec	20-Dec	21-Dec	22-Dec	23-Dec
<b>2020</b>	1411	1420	1401	1397	1406	1341	1340
<b>2019</b>	1247	1301	1323	1313	1293	1254	1197



# Total Absence (18<sup>th</sup> March – 23<sup>rd</sup> December 2020)

Total Absence Levels Line Graph – Comparison of 2019 to 2020

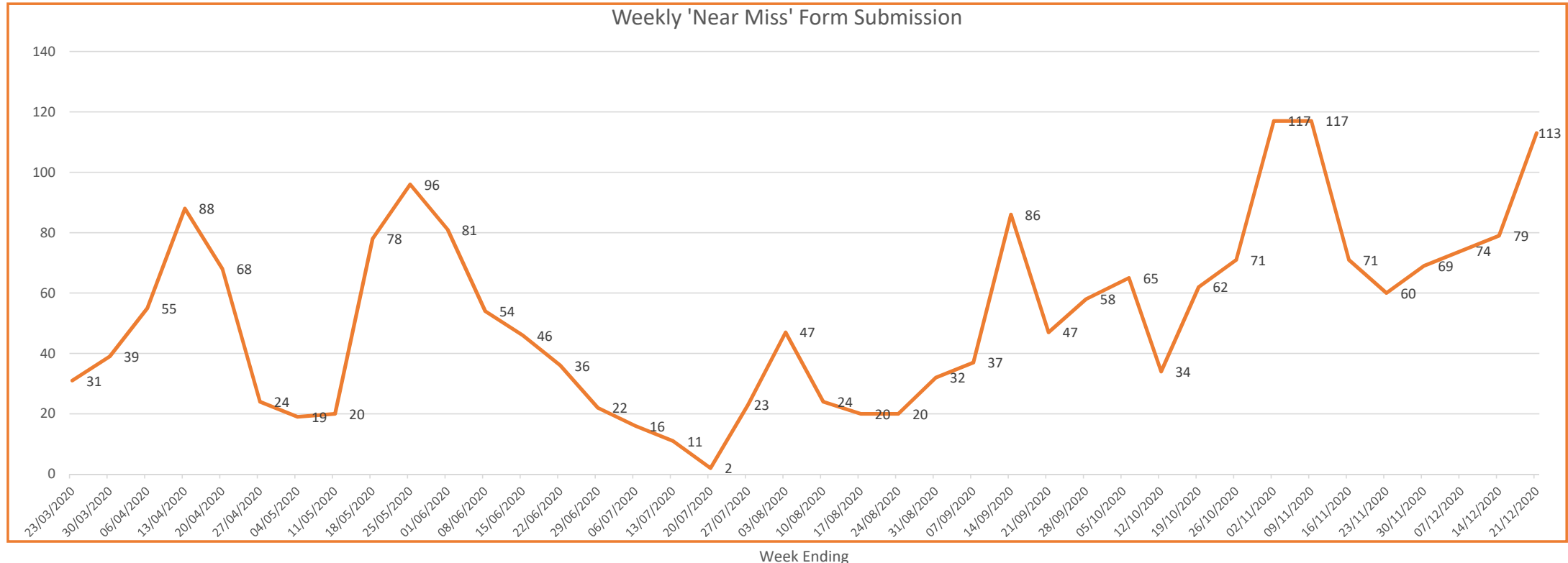


No figures should be considered as Official Police Statistics. These may not yet have been verified or validated.

OFFICIAL



## Near Miss and Testing Data (w/e 23<sup>rd</sup> March – 21<sup>st</sup> December 2020)



'Near miss' forms in the context of the pandemic situation may be submitted for a variety of reasons. i.e. when officers are potentially exposed to: COVID-19 whilst not wearing PPE, where PPE malfunctions, or in any other instance an officer feels a risk to themselves in a specific occurrence relating to COVID-19.

This can occur due to the reactive nature of policing, as well as being influenced by training levels and supply of PPE. This number of 'Near Miss' weekly submissions is not available for the current week.

The amount of forms submitted continues to be attributable to the process for requesting an asymptomatic COVID-19 screening test due to an occupational risk, requiring the submission of a 'near miss' form. Many of the reports would not have been submitted without this requirement. The number of incidents where a lack of PPE is identified has not risen.

No figures should be considered as Official Police Statistics. These may not yet have been verified or validated.

OFFICIAL



# Cumulative Service Centre Demand (19<sup>th</sup> March – 23<sup>rd</sup> December 2020)

## Volume of Calls Answered by Date

Total	Total																															March	19-Mar	20-Mar	21-Mar	22-Mar	23-Mar	24-Mar	25-Mar	26-Mar	27-Mar	28-Mar	29-Mar	30-Mar	31-Mar													
2020 101 Ans	1108124																															2020 101 Ans	3029	3362	3484	2852	4196	4755	4499	4510	4784	4169	3115	4577	4866													
2020 999 Ans	458352																															2020 999 Ans	1904	2038	1929	1558	1311	1447	1336	1299	1471	1391	1302	1314	1259													
April	01-Apr	02-Apr	03-Apr	04-Apr	05-Apr	06-Apr	07-Apr	08-Apr	09-Apr	10-Apr	11-Apr	12-Apr	13-Apr	14-Apr	15-Apr	16-Apr	17-Apr	18-Apr	19-Apr	20-Apr	21-Apr	22-Apr	23-Apr	24-Apr	25-Apr	26-Apr	27-Apr	28-Apr	29-Apr	30-Apr																												
2020 101 Ans	4579	4550	4506	3753	3618	4935	4873	4663	4332	4954	4654	4394	4881	4846	4780	4861	4793	4874	4303	4856	4647	4728	4530	4910	5101	4311	4739	4647	4295	4494																												
2020 999 Ans	1204	1145	1333	1440	1355	1272	1432	1312	1426	1545	1739	1386	1182	1232	1403	1238	1391	1406	1354	1248	1348	1408	1353	1752	1808	1231	1137	1090	1106	1082																												
May	01-May	02-May	03-May	04-May	05-May	06-May	07-May	08-May	09-May	10-May	11-May	12-May	13-May	14-May	15-May	16-May	17-May	18-May	19-May	20-May	21-May	22-May	23-May	24-May	25-May	26-May	27-May	28-May	29-May	30-May	31-May																											
2020 101 Ans	4884	5017	4069	4630	4340	4751	4665	5008	4865	3974	4764	4701	5205	4668	5080	4412	3898	4754	4576	4302	4235	4652	4131	3911	4600	4629	4563	4264	4260	3935	3626																											
2020 999 Ans	1369	1509	1353	1257	1461	1761	1644	1670	1666	1240	1257	1135	1244	1344	1322	1510	1271	1295	1407	2185	1831	1500	1278	1325	1467	1613	1702	1961	2741	2936	2342																											
June	01-Jun	02-Jun	03-Jun	04-Jun	05-Jun	06-Jun	07-Jun	08-Jun	09-Jun	10-Jun	11-Jun	12-Jun	13-Jun	14-Jun	15-Jun	16-Jun	17-Jun	18-Jun	19-Jun	20-Jun	21-Jun	22-Jun	23-Jun	24-Jun	25-Jun	26-Jun	27-Jun	28-Jun	29-Jun	30-Jun																												
2020 101 Ans	4086	4376	4403	4289	4657	4411	3899	4568	4029	4315	4896	4974	4443	4086	4608	4947	5045	4538	4139	4441	3994	4691	4877	5094	4316	4677	4831	4033	4706	4569																												
2020 999 Ans	2356	1791	1465	1470	1448	1819	1690	1637	1467	1070	1452	1629	1757	1902	1564	1646	1628	1805	2041	2493	1786	1321	1429	1720	2392	2085	2010	1593	1332	1518																												
July	01-Jul	02-Jul	03-Jul	04-Jul	05-Jul	06-Jul	07-Jul	08-Jul	09-Jul	10-Jul	11-Jul	12-Jul	13-Jul	14-Jul	15-Jul	16-Jul	17-Jul	18-Jul	19-Jul	20-Jul	21-Jul	22-Jul	23-Jul	24-Jul	25-Jul	26-Jul	27-Jul	28-Jul	29-Jul	30-Jul	31-Jul																											
2020 101 Ans	4357	4642	4623	4769	3902	4570	4099	4073	4323	4099	4313	3852	4237	3768	4000	4136	3941	3376	3242	4169	3879	3954	3971	4121	4013	3085	4384	3658	4309	3788	3760																											
2020 999 Ans	1371	1502	1651	1764	1499	1662	1952	1666	1502	1907	2338	2128	1656	1631	1680	1856	2039	2696	2225	1751	1784	1613	1694	2064	2274	2434	1465	1860	1662	1664	2429																											
August	01-Aug	02-Aug	03-Aug	04-Aug	05-Aug	06-Aug	07-Aug	08-Aug	09-Aug	10-Aug	11-Aug	12-Aug	13-Aug	14-Aug	15-Aug	16-Aug	17-Aug	18-Aug	19-Aug	20-Aug	21-Aug	22-Aug	23-Aug	24-Aug	25-Aug	26-Aug	27-Aug	28-Aug	29-Aug	30-Aug	31-Aug																											
2020 101 Ans	2725	3005	3778	3637	4217	3821	3560	3656	3432	4204	4202	4428	3640	3996	3944	3508	4231	3921	3729	4074	4242	3524	3210	4130	4005	3461	3670	3722	3162	3291	3953																											
2020 999 Ans	3060	2447	1922	1722	1516	2002	2423	2862	2641	1894	1899	2361	2280	2491	2814	2233	1654	1704	1903	1737	1959	2612	2151	1785	1491	1484	1552	1843	2360	2107	1476																											
September	01-Sep	02-Sep	03-Sep	04-Sep	05-Sep	06-Sep	07-Sep	08-Sep	09-Sep	10-Sep	11-Sep	12-Sep	13-Sep	14-Sep	15-Sep	16-Sep	17-Sep	18-Sep	19-Sep	20-Sep	21-Sep	22-Sep	23-Sep	24-Sep	25-Sep	26-Sep	27-Sep	28-Sep	29-Sep	30-Sep																												
2020 101 Ans	4117	3859	3763	3472	2921	2879	3579	4154	3883	3555	3419	3456	3335	3528	3506	3690	3515	3641	4134	3473	4182	3998	4198	4266	4071	4087	4065	4029	3622	4277																												
2020 999 Ans	1414	1461	1527	2016	2317	2241	1701	1527	1634	1555	1923	1946	1937	1820	1919	1746	1826	2277	2353	1976	1627	1448	1496	1399	1783	2012	1563	1396	1628	1368																												
October	01-Oct	02-Oct	03-Oct	04-Oct	05-Oct	06-Oct	07-Oct	08-Oct	09-Oct	10-Oct	11-Oct	12-Oct	13-Oct	14-Oct	15-Oct	16-Oct	17-Oct	18-Oct	19-Oct	20-Oct	21-Oct	22-Oct	23-Oct	24-Oct	25-Oct	26-Oct	27-Oct	28-Oct	29-Oct	30-Oct	31-Oct																											
2020 101 Ans	3644	3815	4209	3706	4281	4160	3875	3256	3659	3634	2962	3553	3790	3480	3295	2820	3185	3012	3634	3577	3958	3787	4151	4215	3839	4019	3271	3569	3759	4101	3512																											
2020 999 Ans	1500	2094	1727	1673	1606	1523	1484	1628	1831	2066	1817	1487	1547	1632	1672	2138	2531	2017	1473	1467	1536	1559	1733	1731	1491	1399	1314	1427	1398	1845	2317																											
November	01-Nov	02-Nov	03-Nov	04-Nov	05-Nov	06-Nov	07-Nov	08-Nov	09-Nov	10-Nov	11-Nov	12-Nov	13-Nov	14-Nov	15-Nov	16-Nov	17-Nov	18-Nov	19-Nov	20-Nov	21-Nov	22-Nov	23-Nov	24-Nov	25-Nov	26-Nov	27-Nov	28-Nov	29-Nov	30-Nov																												
2020 101 Ans	3592	3734	3670	4043	3411	3934	4120	3475	4607	4308	4156	3671	3908	3959	3574	3852	3628	3783	3783	4147	4326	3702	3858	3528	4103	3857	3949	3648	3167	3755																												
2020 999 Ans	1659	1592	1460	1606	2414	2096	1793	1444	1384	1314	1296	1512	1879	1745	1563	1505	1240	1457	1549	1690	1636	1314	1273	1380	1450	1330	1647	1790	1552	1367																												
December	01-Dec	02-Dec	03-Dec	04-Dec	05-Dec	06-Dec	07-Dec	08-Dec	09-Dec	10-Dec	11-Dec	12-Dec	13-Dec	14-Dec	15-Dec	16-Dec	17-Dec	18-Dec	19-Dec	20-Dec	21-Dec	22-Dec	23-Dec																																			
2020 101 Ans	3933	3847	3705	3977	3735	3432	3962	3840	2853	3462	3400	4260	3356	3835	3630	4254	3529	4305	3781	3546	3904	3459	4067																																			
2020 999 Ans	1456	1421	1369	1666	1801	1367	1293	1212	1255	1412	1802	1718	1396	1399	1376	1334	1506	1805	1806	1715	1661	1589	1536																																			

No figures should be considered as Official Police Statistics. These may not yet have been verified or validated.

OFFICIAL



# Cumulative Incident Demand (19<sup>th</sup> March – 23<sup>rd</sup> December 2020)

Total	Total																														
2020	1186500																														
2019	1328540																														
April	01-Apr	02-Apr	03-Apr	04-Apr	05-Apr	06-Apr	07-Apr	08-Apr	09-Apr	10-Apr	11-Apr	12-Apr	13-Apr	14-Apr	15-Apr	16-Apr	17-Apr	18-Apr	19-Apr	20-Apr	21-Apr	22-Apr	23-Apr	24-Apr	25-Apr	26-Apr	27-Apr	28-Apr	29-Apr	30-Apr	
2020	3837	3806	4130	3874	3666	4242	4458	4298	4117	4844	4974	4319	4408	4277	4462	4276	4444	4771	4296	4312	4258	4395	4296	5067	5366	4150	4042	3937	3719	3738	
2019	4482	4368	4209	4436	5134	4738	4321	4668	4676	4818	4863	5202	5340	4457	4651	4470	4668	5079	6157	6080	5611	5292	5004	4617	4622	5063	5002	4701	4915	4747	
May	01-May	02-May	03-May	04-May	05-May	06-May	07-May	08-May	09-May	10-May	11-May	12-May	13-May	14-May	15-May	16-May	17-May	18-May	19-May	20-May	21-May	22-May	23-May	24-May	25-May	26-May	27-May	28-May	29-May	30-May	31-May
2020	4568	4932	4056	4042	4324	5033	4631	5122	4986	3746	4155	3995	4363	4164	4492	4458	3697	4104	4237	4814	4447	4360	3854	3927	4350	4481	4613	4787	5520	5547	4706
2019	4921	4539	4896	5130	4749	4458	4474	4144	4516	5012	5361	5445	5189	4946	5213	5083	5637	5037	4707	4701	4851	4647	4873	5420	5236	4957	4559	4708	4482	4473	5074
June	01-Jun	02-Jun	03-Jun	04-Jun	05-Jun	06-Jun	07-Jun	08-Jun	09-Jun	10-Jun	11-Jun	12-Jun	13-Jun	14-Jun	15-Jun	16-Jun	17-Jun	18-Jun	19-Jun	20-Jun	21-Jun	22-Jun	23-Jun	24-Jun	25-Jun	26-Jun	27-Jun	28-Jun	29-Jun	30-Jun	
2020	4854	4383	4197	4021	4321	4747	4130	4377	3922	3658	4421	4754	4599	4651	4311	4593	4632	4542	4540	5462	4252	4057	4232	4849	5182	5094	5051	4058	3936	4345	
2019	5632	5002	4626	4689	4469	4882	5515	5233	4847	5051	4801	4464	4312	5186	5438	4746	4759	4603	4895	4650	5317	5594	4766	4647	4690	5180	5071	5889	5759	4996	
July	01-Jul	02-Jul	03-Jul	04-Jul	05-Jul	06-Jul	07-Jul	08-Jul	09-Jul	10-Jul	11-Jul	12-Jul	13-Jul	14-Jul	15-Jul	16-Jul	17-Jul	18-Jul	19-Jul	20-Jul	21-Jul	22-Jul	23-Jul	24-Jul	25-Jul	26-Jul	27-Jul	28-Jul	29-Jul	30-Jul	31-Jul
2020	3924	4388	4430	4765	3956	4557	4228	4148	4148	4464	5082	4537	4174	3895	3995	4292	4509	4815	4197	4225	4192	3985	4041	4706	4904	4276	3937	3948	4240	3915	5005
2019	4918	4618	4819	4668	4995	5388	4988	4980	4432	4831	4877	5511	5565	5067	5332	5061	4581	4801	5032	5076	4591	4922	5203	5235	5489	5853	5519	5368	5052	4979	4902
August	01-Aug	02-Aug	03-Aug	04-Aug	05-Aug	06-Aug	07-Aug	08-Aug	09-Aug	10-Aug	11-Aug	12-Aug	13-Aug	14-Aug	15-Aug	16-Aug	17-Aug	18-Aug	19-Aug	20-Aug	21-Aug	22-Aug	23-Aug	24-Aug	25-Aug	26-Aug	27-Aug	28-Aug	29-Aug	30-Aug	31-Aug
2020	4804	4342	4167	3934	4019	4388	4630	5412	4783	4344	4417	5099	4554	5087	5331	4348	4091	4171	4258	4382	4848	5127	4264	4244	3888	3858	3958	4347	4677	4246	4059
2019	4917	5761	5847	5195	4855	4674	4946	5020	5314	5673	4774	4872	4490	4505	4812	5165	5245	4660	4748	4590	4428	4507	5350	5821	5265	4712	4542	4692	4541	4998	5281
September	01-Sep	02-Sep	03-Sep	04-Sep	05-Sep	06-Sep	07-Sep	08-Sep	09-Sep	10-Sep	11-Sep	12-Sep	13-Sep	14-Sep	15-Sep	16-Sep	17-Sep	18-Sep	19-Sep	20-Sep	21-Sep	22-Sep	23-Sep	24-Sep	25-Sep	26-Sep	27-Sep	28-Sep	29-Sep	30-Sep	
2020	4055	3766	3877	4451	4505	4135	4029	4123	4125	3959	4287	4450	4139	4076	4194	4202	4211	4868	5180	4453	4235	3871	4172	4027	4573	4792	4183	3937	4023	3942	
2019	5235	4408	4189	4177	4381	4858	5054	4626	4385	4232	4352	4424	4880	4984	4532	4475	4516	4709	4556	5200	5440	4422	4702	4509	4352	4367	4805	5319	4717	4625	
October	01-Oct	02-Oct	03-Oct	04-Oct	05-Oct	06-Oct	07-Oct	08-Oct	09-Oct	10-Oct	11-Oct	12-Oct	13-Oct	14-Oct	15-Oct	16-Oct	17-Oct	18-Oct	19-Oct	20-Oct	21-Oct	22-Oct	23-Oct	24-Oct	25-Oct	26-Oct	27-Oct	28-Oct	29-Oct	30-Oct	31-Oct
2020	3921	4555	4363	4097	4180	4138	3953	3815	4396	4543	3939	3711	3889	3802	3942	4126	5004	3948	3717	3826	4145	3991	4473	4549	3994	4018	3520	3871	3692	4611	4898
2019	4191	4392	4020	4670	4728	4125	4362	4193	4344	4454	5111	5030	4325	4702	4475	4495	4420	4846	4947	4566	4548	4185	4443	4298	4845	4631	4622	4435	4230	4225	4821
November	01-Nov	02-Nov	03-Nov	04-Nov	05-Nov	06-Nov	07-Nov	08-Nov	09-Nov	10-Nov	11-Nov	12-Nov	13-Nov	14-Nov	15-Nov	16-Nov	17-Nov	18-Nov	19-Nov	20-Nov	21-Nov	22-Nov	23-Nov	24-Nov	25-Nov	26-Nov	27-Nov	28-Nov	29-Nov	30-Nov	
2020	4067	3916	3829	4096	4716	4762	4658	3718	4111	4000	3774	3889	4523	4427	3849	3847	3813	3773	3828	4426	4359	3563	3629	3613	3980	3786	4267	4345	3615	3719	
2019	4893	4796	4521	4548	5246	4461	4219	4785	4729	4207	4207	4125	4256	4203	4561	4615	4072	4123	3980	3956	4224	4499	4577	4113	4191	3984	4279	3984	4607	4438	
December	01-Dec	02-Dec	03-Dec	04-Dec	05-Dec	06-Dec	07-Dec	08-Dec	09-Dec	10-Dec	11-Dec	12-Dec	13-Dec	14-Dec	15-Dec	16-Dec	17-Dec	18-Dec	19-Dec	20-Dec	21-Dec	22-Dec	23-Dec								
2020	3887	3666	3597	4341	4331	3606	3644	3498	3604	3567	4104	4677	3508	3731	3647	3815	3754	4590	4237	3799	3841	3760	4024								
2019	4115	3958	4144	4025	4157	4458	4692	4480	4349	4056	3980	4068	4285	4329	3957	4174	4047	3983	4188	5037	4638	4116	4073								

Note: No figures should be considered as Official Police Statistics. These may not yet have been verified or validated.

OFFICIAL





## 'Enforcement' of Coronavirus specific legislation

The following is a summary of all 'enforcement' action in relation to both The Health Protection (Coronavirus) (Restrictions) (Scotland) Regulations 2020 and Coronavirus Act 2020.

This includes all Fixed Penalty Notices issued and processed by Police Scotland. It also includes all occasions that a charge was libelled and recorded on Police Scotland's Crime Recording System against a person in relation to the aforementioned legislation. This is a true value of the volume of recorded 'enforcement' activity, but does not provide the granularity of the Coronavirus Intervention (CVI) recording system and does not capture the earlier phases of the '4 E's' approach.

These values remain subject to change as offences are retrospectively added or amended and do not match the indicative 'enforcement' values from the CVI recording system.

### Volume of Covid-19 Charges by Date

Total	Total																									March	27-Mar	28-Mar	29-Mar	30-Mar	31-Mar
2020	8569																									2020	5	17	16	27	45
April	01-Apr	02-Apr	03-Apr	04-Apr	05-Apr	06-Apr	07-Apr	08-Apr	09-Apr	10-Apr	11-Apr	12-Apr	13-Apr	14-Apr	15-Apr	16-Apr	17-Apr	18-Apr	19-Apr	20-Apr	21-Apr	22-Apr	23-Apr	24-Apr	25-Apr	26-Apr	27-Apr	28-Apr	29-Apr	30-Apr	
2020	44	20	29	83	89	71	97	81	139	180	162	140	151	110	130	109	100	115	87	63	99	123	81	87	141	63	50	67	72	71	
May	01-May	02-May	03-May	04-May	05-May	06-May	07-May	08-May	09-May	10-May	11-May	12-May	13-May	14-May	15-May	16-May	17-May	18-May	19-May	20-May	21-May	22-May	23-May	24-May	25-May	26-May	27-May	28-May	29-May	30-May	31-May
2020	96	90	73	52	113	123	102	117	113	66	35	33	47	57	50	64	44	23	32	40	41	38	31	71	52	31	34	24	11	8	11
June	01-Jun	02-Jun	03-Jun	04-Jun	05-Jun	06-Jun	07-Jun	08-Jun	09-Jun	10-Jun	11-Jun	12-Jun	13-Jun	14-Jun	15-Jun	16-Jun	17-Jun	18-Jun	19-Jun	20-Jun	21-Jun	22-Jun	23-Jun	24-Jun	25-Jun	26-Jun	27-Jun	28-Jun	29-Jun	30-Jun	
2020	16	18	28	9	9	7	20	10	3	4	2	2	13	11	4	6	3	9	3	2	20	2	5	1	5	3	5	3	0	0	
July	01-Jul	02-Jul	03-Jul	04-Jul	05-Jul	06-Jul	07-Jul	08-Jul	09-Jul	10-Jul	11-Jul	12-Jul	13-Jul	14-Jul	15-Jul	16-Jul	17-Jul	18-Jul	19-Jul	20-Jul	21-Jul	22-Jul	23-Jul	24-Jul	25-Jul	26-Jul	27-Jul	28-Jul	29-Jul	30-Jul	31-Jul
2020	0	3	0	6	1	2	3	0	0	0	2	1	3	0	0	2	0	0	0	0	0	0	0	0	0	1	0	0	0	0	0
August	01-Aug	02-Aug	03-Aug	04-Aug	05-Aug	06-Aug	07-Aug	08-Aug	09-Aug	10-Aug	11-Aug	12-Aug	13-Aug	14-Aug	15-Aug	16-Aug	17-Aug	18-Aug	19-Aug	20-Aug	21-Aug	22-Aug	23-Aug	24-Aug	25-Aug	26-Aug	27-Aug	28-Aug	29-Aug	30-Aug	31-Aug
2020	1	1	0	0	0	0	2	5	2	0	1	0	0	1	0	3	0	0	0	0	0	1	1	0	0	0	1	0	6	1	0
September	01-Sep	02-Sep	03-Sep	04-Sep	05-Sep	06-Sep	07-Sep	08-Sep	09-Sep	10-Sep	11-Sep	12-Sep	13-Sep	14-Sep	15-Sep	16-Sep	17-Sep	18-Sep	19-Sep	20-Sep	21-Sep	22-Sep	23-Sep	24-Sep	25-Sep	26-Sep	27-Sep	28-Sep	29-Sep	30-Sep	
2020	0	0	0	18	3	13	4	0	3	1	2	6	2	2	5	7	0	2	7	36	18	0	3	1	6	87	48	1	4	6	
October	01-Oct	02-Oct	03-Oct	04-Oct	05-Oct	06-Oct	07-Oct	08-Oct	09-Oct	10-Oct	11-Oct	12-Oct	13-Oct	14-Oct	15-Oct	16-Oct	17-Oct	18-Oct	19-Oct	20-Oct	21-Oct	22-Oct	23-Oct	24-Oct	25-Oct	26-Oct	27-Oct	28-Oct	29-Oct	30-Oct	31-Oct
2020	2	7	50	66	12	2	5	32	29	32	6	6	3	6	9	7	18	34	3	3	11	12	11	20	32	8	11	6	5	17	90
November	01-Nov	02-Nov	03-Nov	04-Nov	05-Nov	06-Nov	07-Nov	08-Nov	09-Nov	10-Nov	11-Nov	12-Nov	13-Nov	14-Nov	15-Nov	16-Nov	17-Nov	18-Nov	19-Nov	20-Nov	21-Nov	22-Nov	23-Nov	24-Nov	25-Nov	26-Nov	27-Nov	28-Nov	29-Nov	30-Nov	
2020	196	22	11	22	14	16	160	146	17	13	14	6	31	84	163	20	19	58	44	81	105	157	16	18	22	26	49	71	74	6	
December	01-Dec	02-Dec	03-Dec	04-Dec	05-Dec	06-Dec	07-Dec	08-Dec	09-Dec	10-Dec	11-Dec	12-Dec	13-Dec	14-Dec	15-Dec	16-Dec	17-Dec	18-Dec	19-Dec	20-Dec	21-Dec	22-Dec	23-Dec								
2020	18	31	49	45	140	142	24	14	8	18	29	87	124	8	8	9	4	24	128	116	38	16	9								

No figures should be considered as Official Police Statistics. These may not yet have been verified or validated.

OFFICIAL



# Total Absence (18<sup>th</sup> March – 21<sup>st</sup> December 2020)

## Total Absence Levels - Comparison of 2019 to 2020

		March	18-Mar	19-Mar	20-Mar	21-Mar	22-Mar	23-Mar	24-Mar	25-Mar	26-Mar	27-Mar	28-Mar	29-Mar	30-Mar	31-Mar															
2020		1424	1725	2587	2681	2765	2926	3238	3460	3619	3669	3731	3745	3716	3688																
2019		977	979	964	963	973	971	961	951	985	1018	1007	1006	993	994																
April	01-Apr	02-Apr	03-Apr	04-Apr	05-Apr	06-Apr	07-Apr	08-Apr	09-Apr	10-Apr	11-Apr	12-Apr	13-Apr	14-Apr	15-Apr	16-Apr	17-Apr	18-Apr	19-Apr	20-Apr	21-Apr	22-Apr	23-Apr	24-Apr	25-Apr	26-Apr	27-Apr	28-Apr	29-Apr	30-Apr	31-Apr
2020	3562	3421	3330	3258	3214	3114	2992	2871	2823	2730	2653	2619	2548	2440	2376	2347	2333	2301	2292	2268	2175	2105	2069	2015	1981	1954	1926	1870	1815	1783	
2019	987	995	983	985	976	965	968	978	993	1022	1006	1012	989	989	1000	1024	1024	1017	1006	993	988	981	992	988	1000	1000	988	984	963	978	
May	01-May	02-May	03-May	04-May	05-May	06-May	07-May	08-May	09-May	10-May	11-May	12-May	13-May	14-May	15-May	16-May	17-May	18-May	19-May	20-May	21-May	22-May	23-May	24-May	25-May	26-May	27-May	28-May	29-May	30-May	31-May
2020	1779	1720	1709	1686	1626	1550	1486	1385	1293	1266	1249	1217	1194	1182	1137	1102	1081	1072	1060	1053	1043	1058	1046	1026	1006	984	970	963	974	960	931
2019	973	981	986	999	987	1000	1022	1027	1037	1032	1030	1029	1025	1052	1054	1034	1031	1028	1023	1023	1058	1060	1062	1061	1071	1058	1044	1053	1069	1055	1044
June	01-Jun	02-Jun	03-Jun	04-Jun	05-Jun	06-Jun	07-Jun	08-Jun	09-Jun	10-Jun	11-Jun	12-Jun	13-Jun	14-Jun	15-Jun	16-Jun	17-Jun	18-Jun	19-Jun	20-Jun	21-Jun	22-Jun	23-Jun	24-Jun	25-Jun	26-Jun	27-Jun	28-Jun	29-Jun	30-Jun	31-Jun
2020	929	915	910	900	905	899	904	889	887	903	900	891	888	883	894	886	887	872	868	869	864	861	861	857	853	845	840	841	825	839	
2019	1037	1043	1041	1038	1067	1062	1052	1049	1023	1023	1020	1032	1036	1052	1049	1043	1038	1054	1056	1044	1053	1038	1035	1019	1033	1057	1066	1069	1056	1036	
July	01-Jul	02-Jul	03-Jul	04-Jul	05-Jul	06-Jul	07-Jul	08-Jul	09-Jul	10-Jul	11-Jul	12-Jul	13-Jul	14-Jul	15-Jul	16-Jul	17-Jul	18-Jul	19-Jul	20-Jul	21-Jul	22-Jul	23-Jul	24-Jul	25-Jul	26-Jul	27-Jul	28-Jul	29-Jul	30-Jul	31-Jul
2020	823	826	831	842	832	815	801	806	810	819	823	818	810	809	808	798	811	794	787	796	800	802	804	814	809	806	801	821	826	831	867
2019	1019	1015	1021	1034	1035	1038	1036	1015	1015	1022	1006	1025	1012	1007	985	981	970	987	1001	981	980	974	981	1005	1015	999	974	975	972	983	996
August	01-Aug	02-Aug	03-Aug	04-Aug	05-Aug	06-Aug	07-Aug	08-Aug	09-Aug	10-Aug	11-Aug	12-Aug	13-Aug	14-Aug	15-Aug	16-Aug	17-Aug	18-Aug	19-Aug	20-Aug	21-Aug	22-Aug	23-Aug	24-Aug	25-Aug	26-Aug	27-Aug	28-Aug	29-Aug	30-Aug	31-Aug
2020	838	835	804	806	804	811	814	810	822	822	811	821	836	829	830	824	819	846	866	878	913	913	908	898	994	1067	1074	1116	1151	1115	1059
2019	985	979	967	959	948	964	976	993	1025	1023	1019	1021	1023	1021	1037	1031	1027	1020	999	1004	1036	1054	1059	1058	1055	1051	1052	1072	1054	1072	1061
September	01-Sep	02-Sep	03-Sep	04-Sep	05-Sep	06-Sep	07-Sep	08-Sep	09-Sep	10-Sep	11-Sep	12-Sep	13-Sep	14-Sep	15-Sep	16-Sep	17-Sep	18-Sep	19-Sep	20-Sep	21-Sep	22-Sep	23-Sep	24-Sep	25-Sep	26-Sep	27-Sep	28-Sep	29-Sep	30-Sep	31-Sep
2020	1050	1059	1048	1051	1031	1038	1013	1018	1046	1068	1085	1097	1097	1088	1184	1191	1181	1176	1166	1166	1155	1158	1139	1108	1119	1129	1129	1136	1153	1214	
2019	1047	1051	1063	1073	1075	1090	1083	1078	1061	1073	1102	1078	1095	1082	1078	1067	1097	1105	1102	1111	1106	1092	1091	1110	1112	1100	1099	1073	1062	1300	
October	01-Oct	02-Oct	03-Oct	04-Oct	05-Oct	06-Oct	07-Oct	08-Oct	09-Oct	10-Oct	11-Oct	12-Oct	13-Oct	14-Oct	15-Oct	16-Oct	17-Oct	18-Oct	19-Oct	20-Oct	21-Oct	22-Oct	23-Oct	24-Oct	25-Oct	26-Oct	27-Oct	28-Oct	29-Oct	30-Oct	31-Oct
2020	1218	1212	1210	1203	1186	1206	1216	1241	1227	1210	1235	1246	1299	1345	1377	1434	1448	1449	1426	1456	1444	1444	1425	1382	1385	1388	1422	1446	1418	1457	1407
2019	1066	1068	1098	1087	1107	1102	1102	1115	1118	1115	1106	1096	1087	1089	1089	1103	1093	1089	1076	1076	1092	1084	1099	1111	1128	1113	1097	1110	1116	1123	1142
November	01-Nov	02-Nov	03-Nov	04-Nov	05-Nov	06-Nov	07-Nov	08-Nov	09-Nov	10-Nov	11-Nov	12-Nov	13-Nov	14-Nov	15-Nov	16-Nov	17-Nov	18-Nov	19-Nov	20-Nov	21-Nov	22-Nov	23-Nov	24-Nov	25-Nov	26-Nov	27-Nov	28-Nov	29-Nov	30-Nov	31-Nov
2020	1414	1433	1397	1430	1439	1450	1450	1431	1418	1463	1458	1452	1482	1459	1451	1410	1401	1366	1354	1382	1379	1366	1351	1352	1373	1404	1396	1345	1332	1320	
2019	1142	1163	1149	1155	1178	1186	1171	1155	1149	1150	1148	1191	1211	1200	1202	1195	1160	1152	1165	1188	1194	1198	1199	1254	1194	1211	1217	1209	1229	1212	
December	01-Dec	02-Dec	03-Dec	04-Dec	05-Dec	06-Dec	07-Dec	08-Dec	09-Dec	10-Dec	11-Dec	12-Dec	13-Dec	14-Dec	15-Dec	16-Dec	17-Dec	18-Dec	19-Dec	20-Dec	21-Dec	22-Dec	23-Dec								
2020	1322	1290	1296	1284	1263	1267	1270	1284	1333	1314	1344	1349	1372	1376	1348	1392	1411	1420	1401	1397	1406	1341	1340								
2019	1228	1206	1248	1273	1259	1269	1230	1207	1210	1250	1264	1277	1282	1270	1242	1212	1247	1301	1323	1313	1293	1254	1197								

No figures should be considered as Official Police Statistics. These may not yet have been verified or validated.

OFFICIAL