



|                              |   |                      |                   |
|------------------------------|---|----------------------|-------------------|
| <b>Report To:</b>            | <b>SPA Board Members</b>  |                      |                   |
| <b>Meeting Date:</b>         |   | <b>Agenda Item:</b>  |                   |
| <b>Report Title:</b>         | <b>Operation Talla Weekly Update</b>  |                      |                   |
| <b>Sponsored by:</b>         |   | <b>Presented by:</b> | <b>DCC Graham</b> |
| <b>Appendix Attached:</b>    | <b>APPENDIX A – Weekly COVID-19 Bulletin</b>  |                      |                   |
| <b>Report Classification</b> |   |                      |                   |
| <b>Police Scotland:</b>      | <b>For Noting</b>   |                      |                   |
| <b>SPA:</b>                  | <b>For Noting</b>   |                      |                   |
| <b>EXECUTIVE SUMMARY</b>     |   |                      |                   |
| <b>1.</b>                    | <b>Purpose</b>  |                      |                   |
| 1.1                          | <p>This paper provides the Scottish Police Authority (SPA) with a weekly update on policing changes seen during Operation TALLA, Police Scotland’s COVID-19 response.</p> <p>This report contains the preceding week’s information and data on changing demands within the service centre, incident attendance and crime. It will also consider our COVID-19 response including our use of the emergency legislation and how we are assisting our officers and staff welfare throughout these challenging times.</p> <p>This update will have a reporting period, Thursday to Wednesday. For the purpose of this report, the week of Thursday 28<sup>th</sup> May 2020 to Wednesday 3<sup>rd</sup> June 2020 is considered.</p> |                      |                   |
| <b>2.</b>                    | <b>Decision Requested</b>   |                      |                   |
| 2.1                          | N/A   |                      |                   |
| <b>3.</b>                    | <b>Recommendation</b>   |                      |                   |
| 3.1                          | N/A   |                      |                   |
| <b>4.</b>                    | <b>Alignment to Police Scotland Strategic Outcomes*</b>   |                      |                   |
| 4.1                          | <p>This report aligns to both Police Scotland’s Strategic Outcomes and the Operation TALLA Strategic Objectives as set out by DCC Malcolm Graham.</p> <p>This report discusses the flexible and adaptable response to the challenges posed by COVID-19 on Police Scotland (SO1, SO2 and SO5). It further highlights the activities undertaken by Police Scotland to protect our people (SO4). The levels of intervention activity discussed in the report serve to protect our communities from COVID-19 (SO1, SO2). The frequent, transparent publication of papers, such as this, and those published on the Police Scotland website provide engagement with communities, to maintain trust and confidence (SO3)</p>          |                      |                   |

|           |                    |
|-----------|--------------------|
| <b>5.</b> | <b>Main Report</b> |
|-----------|--------------------|

**5.1 CURRENT LANDSCAPE**

Scotland moved from ‘Lockdown’ to ‘Phase 1 of Scotland’s route map through and out of the Crisis’. on 29<sup>th</sup> May 2020. This allows members of the public to meet in groups of 8 persons comprising of 2 households in open air spaces as well as some relaxation of the guidelines in terms of business and recreation. The period of 29<sup>th</sup> May to 2<sup>nd</sup> June also saw particularly good weather throughout the country.

**5.2 SERVICE CENTRE DEMAND**

In the last week, the volume of 101 calls answered decreased by 6% and the volume of 999 calls answered by Police Scotland has increased 46%. This coincides with the easing of lockdown measures and good weather as mentioned above.

**5.3 INCIDENT DEMAND**

When compared to the previous week, incident volumes have increased by 13.2%.

Public nuisance incidents saw an increase of 22.4% when compared to last week. Noise complaints increased by 19.4% when compared to last week.

Theft incidents remain static when compared with last week. Assault incidents are up 32.8% and Missing Person incidents have increased by 18.2% when compared to the previous week.

Despite the increase, in comparison to the previous year, each of these incident types are still trending significantly lower.

**5.4 CRIME**

Crime is currently trending in line with seasonal averages. Recorded crime has decreased by 14.1% from the previous week and is down 13.6% when compared to the same week last year.

There has been a decrease of around 22% in the level of Fraud from the previous week, however the volume of Fraud crime remains higher than last year. The increase this year may in part be due to a change in the reporting standards for Fraud introduced at the beginning of April, making a comparison to last year less appropriate.

**5.5 COVID-19 INTERVENTION ACTIVITY**

As the governmental guidance has moved to “Phase 1” of easing lockdown restrictions, Police Scotland’s use of the COVID-19 legislation continues to be to engage with people,

## OFFICIAL

explain the provisions and encourage them to comply with the necessary restrictions, with enforcement action being taken only where absolutely necessary.

This has been the overall approach and tone of policing in Scotland since the inception of the public health emergency.

In the last seven days, Police Scotland officers attended 20218 incidents. This provides some context to the fact that the new intervention powers have been used on 6314 occasions, the vast majority non-punitive. It is recognised that due to the manual nature of data recording for these lower level interventions, Police Scotland may not capture every occurrence of intervention activity. The result is that the percentage of intervention activity which results in enforcement will actually be smaller than reported.

Officers have only had to resort to enforcement action on 85 occasions throughout the week.

### 5.6 PERSONAL PROTECTIVE EQUIPMENT (PPE)

The procurement and supply of PPE to officers and staff continues to be a priority, with significant ongoing efforts to ensure our officers and staff are provided with the protection, training and guidance they require. The Operation TALLA Logistics Cell continues to provide this 24 hours a day.

Up to and including the 3<sup>rd</sup> June, over 13000 frontline police officers and staff have been trained in, supplied or resupplied appropriate PPE. This is in conjunction with significant measures to introduce physical distancing within the workplace wherever possible.

### 5.7 ABSENCE

Over the past week, employee absence levels have consistently trended below levels of the same dates in 2019. The Scottish approach to 'test, trace, isolate and support' in order to limit the spread of the virus moving forwards, may see pockets of absence across teams or shifts as a precautionary measure. This may lead to a rise in absence rates again, and so this continues to be closely monitored, with appropriate mitigation processes in place if required.

### 5.8 OFFICER AND STAFF COVID-19 SCREENING

People & Development continue to support our workforce and to provide reassurance to officers and staff who are **symptomatic**. To assist with returning them to work as soon as possible, a formal COVID-19 testing regime continues. Previously this has been recorded the number of tests arranged by People and Development on each given day. This has now changed, the reporting records how many tests were arranged to take place on each given day. Due to this a revised reporting process is being developed.

## OFFICIAL

To date, 1466 test results are known. Of these tests, 200 have returned as positive for COVID-19.

Testing of **asymptomatic** officers and staff based on risk commenced on 14<sup>th</sup> May and 189 tests were conducted up to and including 3<sup>rd</sup> June. Further work continues to establish if such testing could become more available as the Scottish Government Trace, Test, Isolate and Support strategy is implemented.

Police Scotland continues to be engaged in discussions about the opportunities to introduce workplace antibody testing, if a valid test becomes available in Scotland.

### 5.9 COVID-19 NEAR MISSES

'Near-miss' forms in the context of the pandemic situation may be submitted for a variety of reasons i.e. when officers are potentially exposed to COVID-19 whilst not wearing PPE, where PPE malfunctions, or in any other instance an officer feels a risk to themselves in a specific occurrence relating to COVID-19. This can occur due to the reactive nature of policing, as well as being influenced by training levels and supply of PPE.

In the last week we have seen 81 of these forms submitted, which has decreased from last week by 16%. The amount of forms submitted continues to be attributable to the process for requesting an asymptomatic COVID-19 screening test due to an occupational risk, requiring the submission of a 'near miss' form. Many of the reports would not have been submitted without this requirement. The number of incidents where a lack of PPE is identified has not risen.

### 5.10 CUSTODY

'Custody volume' refers to the amount of individuals held in Police Scotland custody facilities at a given time. The number of custodies fell on the approach to 'lockdown', reaching their lowest level on 29th March. Since that date custody volumes have steadily increased and, as with recent weeks, continue to be comparable to business as usual levels.

### 5.11 SUBMISSION

This report is submitted to the SPA for information and consideration.

**Appendix A – COVID-19 Weekly Bulletin** contains the information which will be released publically by Police Scotland. This information will continue to be released weekly and will synchronise with the weekly SPA reporting for consistent, single data timelines.

# COVID-19 WEEKLY BULLETIN

## 28 May – 3 June 2020

SERVING A  
CHANGING SCOTLAND



SCOTTISH POLICE  
AUTHORITY

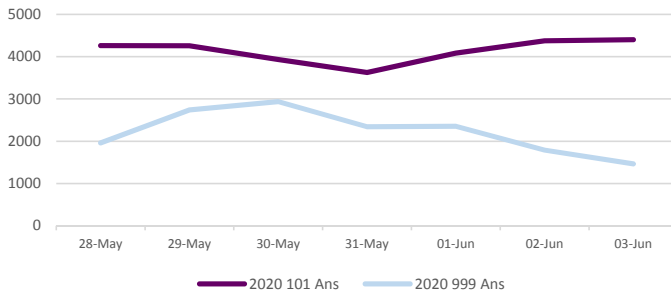
No figures should be considered as Official Police Statistics. These may not yet have been verified or validated.

OFFICIAL

## Service Centre Demand

### Service Centre Demand

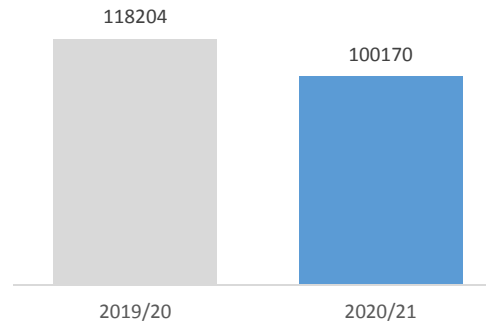
The volume of 101 calls answered has remained relatively static. The volume of 999 calls surged over the 28 and 29 May, which are now the two highest daily volumes of 2020.



## Crime Levels

### Crime Volume (19 March – Present compared to Previous Year)

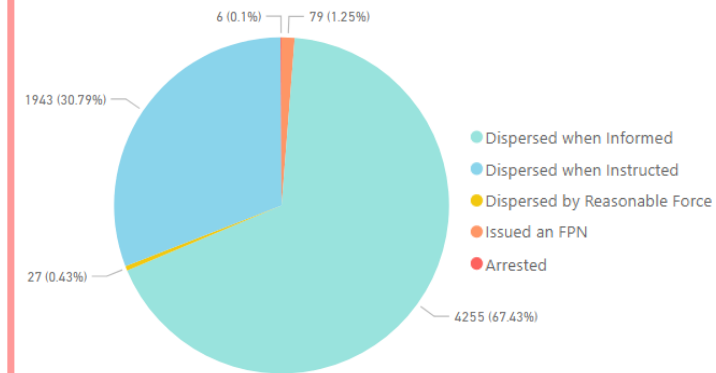
Crime has continued to trend at levels lower than the seasonal average, and total volume year to date is still considerably lower than last year. Total 'Year to Date' volume is displayed below, further data is available in the Crime slide.



## Coronavirus Legislation

### Co-operation with new Coronavirus Legislation

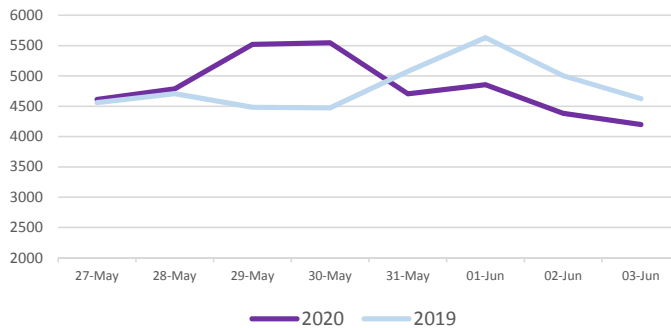
The below chart is indicative of the co-operation levels experienced by Police over the last 7 days. The majority of interactions between Police and the public continue to be resolved without enforcement.



## Incident Demand

### Incident Demand

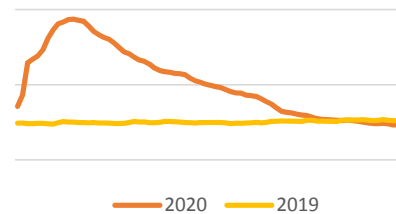
Incident volume this week shows similar levels compared to the same time last year. Although volume is similar to 2019, incident volume on the 28 and 29 May were the two highest daily volumes of 2020.



## Staff Absence and Welfare

### Absences

Absences are now trending lower when compared to 2019.

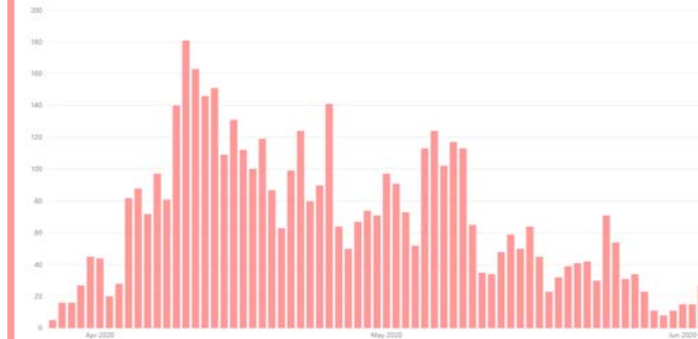


### Staff COVID Screening

Testing of key workers for COVID-19 continues and the number of tests arranged for Police Scotland employees is broken down later in this report.

### Total Number of Interactions Relating to Coronavirus Legislation

The below chart is indicative of the total number of FPNs issued and charges labelled since the introduction of the new legislation.

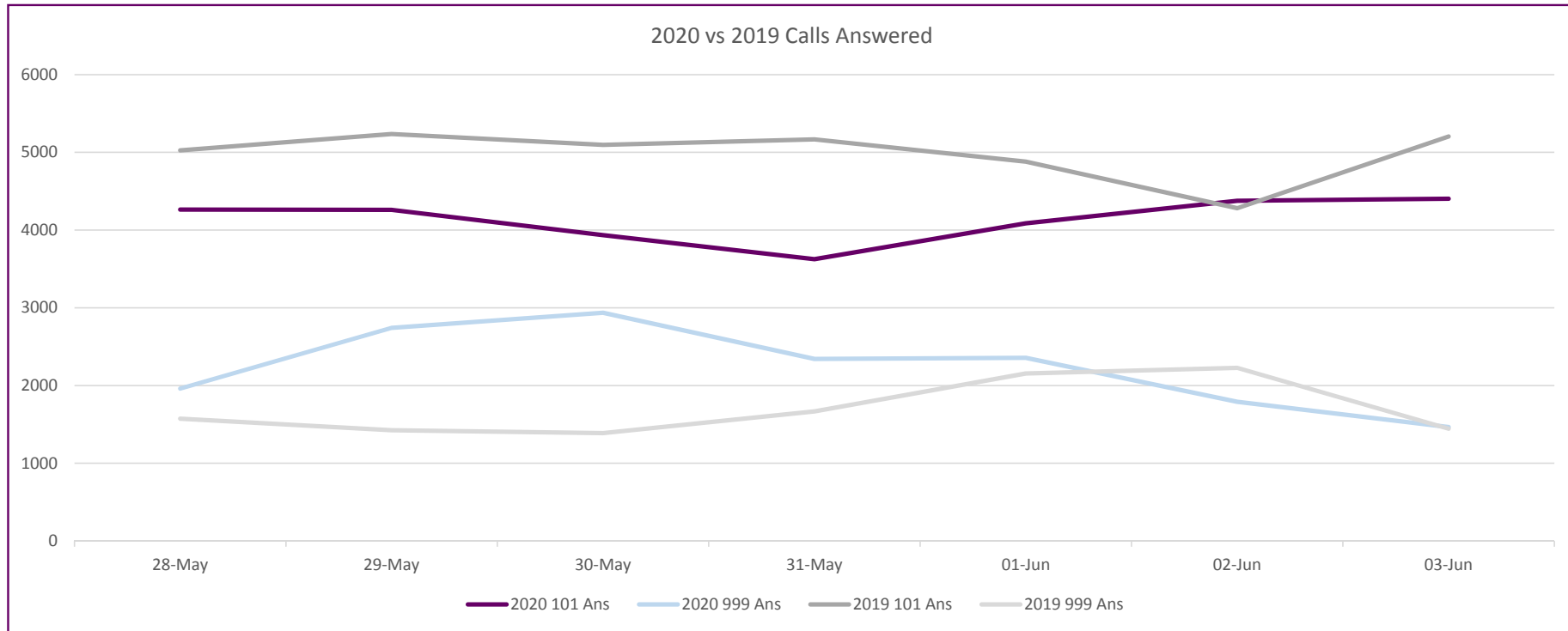


No figures should be considered as Official Police Statistics. These may not yet have been verified or validated.

OFFICIAL



## Weekly Service Centre Demand (28 May - 3 June 2020)



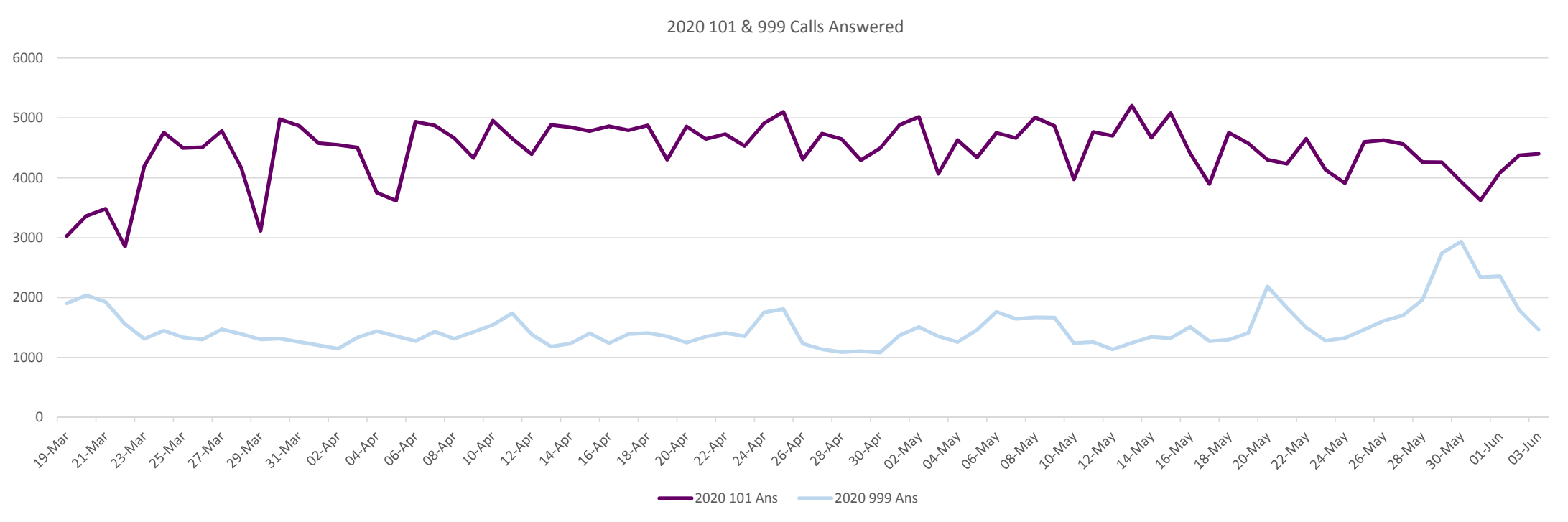
|                     | 28-May | 29-May | 30-May | 31-May | 01-Jun | 02-Jun | 03-Jun | Total        |
|---------------------|--------|--------|--------|--------|--------|--------|--------|--------------|
| <b>2020 101 Ans</b> | 4264   | 4260   | 3935   | 3626   | 4086   | 4376   | 4403   | <b>28950</b> |
| <b>2020 999 Ans</b> | 1961   | 2741   | 2936   | 2342   | 2356   | 1791   | 1465   | <b>15592</b> |
| <b>2019 101 Ans</b> | 5026   | 5236   | 5096   | 5167   | 4880   | 4281   | 5203   | <b>34889</b> |
| <b>2019 999 Ans</b> | 1573   | 1424   | 1387   | 1667   | 2155   | 2227   | 1445   | <b>11878</b> |

No figures should be considered as Official Police Statistics. These may not yet have been verified or validated.

OFFICIAL



# Cumulative Service Centre Demand (19 March – 3 June 2020)



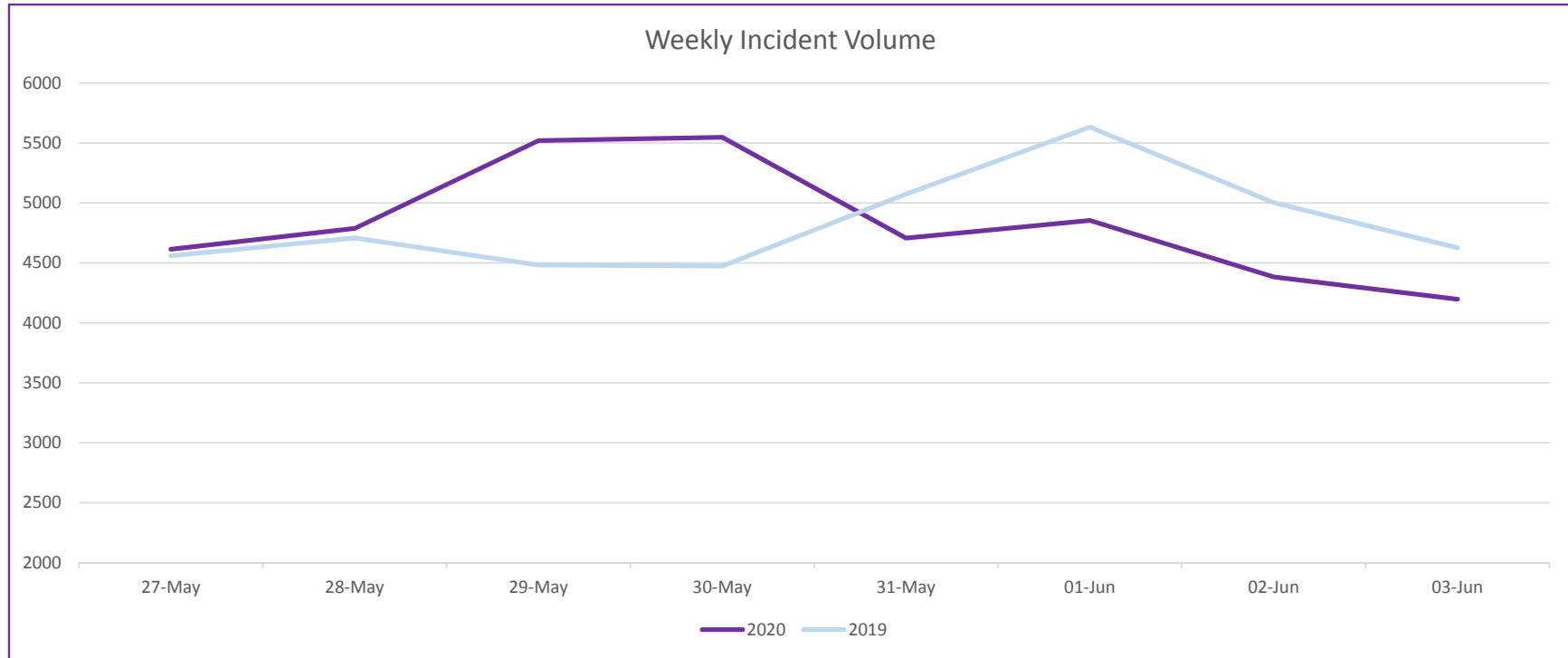
| Total        | Total  | March        |        |        |        |        |        |        |        |        |        |        |        |        |        |        |        |        |        |        |        |        |        |        |        |        |        |        |        |        |        |  |  |  |  |  |
|--------------|--------|--------------|--------|--------|--------|--------|--------|--------|--------|--------|--------|--------|--------|--------|--------|--------|--------|--------|--------|--------|--------|--------|--------|--------|--------|--------|--------|--------|--------|--------|--------|--|--|--|--|--|
| 2020 101 Ans | 343239 | 2020 101 Ans | 3029   | 3362   | 3484   | 2852   | 4196   | 4755   | 4499   | 4510   | 4784   | 4169   | 3115   | 4977   | 4866   |        |        |        |        |        |        |        |        |        |        |        |        |        |        |        |        |  |  |  |  |  |
| 2020 999 Ans | 115125 | 2020 999 Ans | 1904   | 2038   | 1929   | 1558   | 1311   | 1447   | 1336   | 1299   | 1471   | 1391   | 1302   | 1314   | 1259   |        |        |        |        |        |        |        |        |        |        |        |        |        |        |        |        |  |  |  |  |  |
| April        | 01-Apr | 02-Apr       | 03-Apr | 04-Apr | 05-Apr | 06-Apr | 07-Apr | 08-Apr | 09-Apr | 10-Apr | 11-Apr | 12-Apr | 13-Apr | 14-Apr | 15-Apr | 16-Apr | 17-Apr | 18-Apr | 19-Apr | 20-Apr | 21-Apr | 22-Apr | 23-Apr | 24-Apr | 25-Apr | 26-Apr | 27-Apr | 28-Apr | 29-Apr | 30-Apr |        |  |  |  |  |  |
| 2020 101 Ans | 4579   | 4550         | 4506   | 3753   | 3618   | 4935   | 4873   | 4663   | 4332   | 4954   | 4654   | 4394   | 4881   | 4846   | 4780   | 4861   | 4793   | 4874   | 4303   | 4856   | 4647   | 4728   | 4530   | 4910   | 5101   | 4311   | 4739   | 4647   | 4295   | 4494   |        |  |  |  |  |  |
| 2020 999 Ans | 1204   | 1145         | 1333   | 1440   | 1355   | 1272   | 1432   | 1312   | 1426   | 1545   | 1739   | 1386   | 1182   | 1232   | 1403   | 1238   | 1391   | 1406   | 1354   | 1248   | 1348   | 1408   | 1353   | 1752   | 1808   | 1231   | 1137   | 1090   | 1106   | 1082   |        |  |  |  |  |  |
| May          | 01-May | 02-May       | 03-May | 04-May | 05-May | 06-May | 07-May | 08-May | 09-May | 10-May | 11-May | 12-May | 13-May | 14-May | 15-May | 16-May | 17-May | 18-May | 19-May | 20-May | 21-May | 22-May | 23-May | 24-May | 25-May | 26-May | 27-May | 28-May | 29-May | 30-May | 31-May |  |  |  |  |  |
| 2020 101 Ans | 4884   | 5017         | 4069   | 4630   | 4340   | 4751   | 4665   | 5008   | 4865   | 3974   | 4764   | 4701   | 5205   | 4668   | 5080   | 4412   | 3898   | 4754   | 4576   | 4302   | 4235   | 4652   | 4131   | 3911   | 4600   | 4629   | 4563   | 4264   | 4260   | 3935   | 3626   |  |  |  |  |  |
| 2020 999 Ans | 1369   | 1509         | 1353   | 1257   | 1461   | 1761   | 1644   | 1670   | 1666   | 1240   | 1257   | 1135   | 1244   | 1344   | 1322   | 1510   | 1271   | 1295   | 1407   | 2185   | 1831   | 1500   | 1278   | 1325   | 1467   | 1613   | 1702   | 1961   | 2741   | 2936   | 2342   |  |  |  |  |  |
| June         | 01-Jun | 02-Jun       | 03-Jun |        |        |        |        |        |        |        |        |        |        |        |        |        |        |        |        |        |        |        |        |        |        |        |        |        |        |        |        |  |  |  |  |  |
| 2020 101 Ans | 4086   | 4376         | 4403   |        |        |        |        |        |        |        |        |        |        |        |        |        |        |        |        |        |        |        |        |        |        |        |        |        |        |        |        |  |  |  |  |  |
| 2020 999 Ans | 2356   | 1791         | 1465   |        |        |        |        |        |        |        |        |        |        |        |        |        |        |        |        |        |        |        |        |        |        |        |        |        |        |        |        |  |  |  |  |  |

No figures should be considered as Official Police Statistics. These may not yet have been verified or validated.





## Weekly Incident Demand (28 May - 3 June 2020)



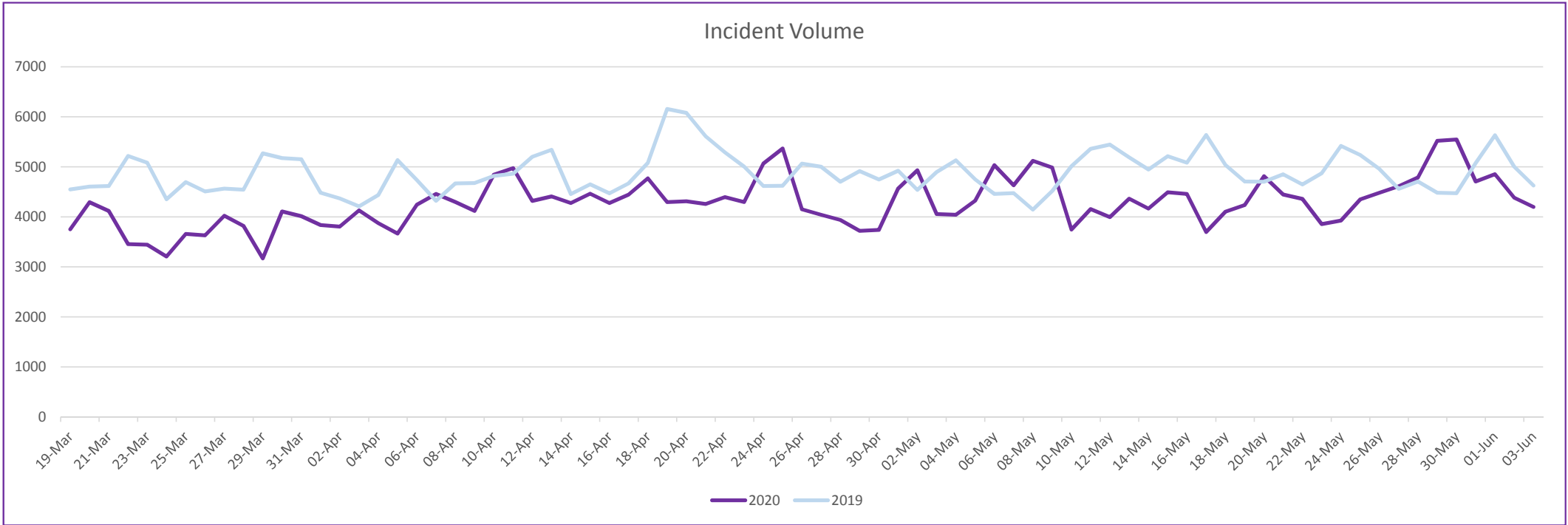
|      | 28-May | 29-May | 30-May | 31-May | 01-Jun | 02-Jun | 03-Jun | Total        |
|------|--------|--------|--------|--------|--------|--------|--------|--------------|
| 2020 | 4568   | 4932   | 4056   | 4042   | 4324   | 5033   | 4631   | <b>31586</b> |
| 2019 | 4921   | 4539   | 4896   | 5130   | 4749   | 4458   | 4474   | <b>33167</b> |

No figures should be considered as Official Police Statistics. These may not yet have been verified or validated.

OFFICIAL



# Cumulative Incident Demand (19 March – 3 June 2020)



| Total       | Total         |        |        |        |        |        |        |        |        |        |        |        |        |        |        |        |        |        |        |        |        |        |        |        |        |        |        |        |        | March       | 19-Mar | 20-Mar | 21-Mar | 22-Mar | 23-Mar | 24-Mar | 25-Mar | 26-Mar | 27-Mar | 28-Mar | 29-Mar | 30-Mar | 31-Mar |
|-------------|---------------|--------|--------|--------|--------|--------|--------|--------|--------|--------|--------|--------|--------|--------|--------|--------|--------|--------|--------|--------|--------|--------|--------|--------|--------|--------|--------|--------|--------|-------------|--------|--------|--------|--------|--------|--------|--------|--------|--------|--------|--------|--------|--------|
| <b>2020</b> | <b>315981</b> |        |        |        |        |        |        |        |        |        |        |        |        |        |        |        |        |        |        |        |        |        |        |        |        |        |        |        |        | <b>2020</b> | 3752   | 4293   | 4117   | 3455   | 3443   | 3207   | 3659   | 3631   | 4023   | 3819   | 3169   | 4109   | 4014   |
| <b>2019</b> | <b>360160</b> |        |        |        |        |        |        |        |        |        |        |        |        |        |        |        |        |        |        |        |        |        |        |        |        |        |        |        |        | <b>2019</b> | 4549   | 4606   | 4618   | 5217   | 5082   | 4351   | 4695   | 4507   | 4564   | 4544   | 5270   | 5176   | 5152   |
| April       | 01-Apr        | 02-Apr | 03-Apr | 04-Apr | 05-Apr | 06-Apr | 07-Apr | 08-Apr | 09-Apr | 10-Apr | 11-Apr | 12-Apr | 13-Apr | 14-Apr | 15-Apr | 16-Apr | 17-Apr | 18-Apr | 19-Apr | 20-Apr | 21-Apr | 22-Apr | 23-Apr | 24-Apr | 25-Apr | 26-Apr | 27-Apr | 28-Apr | 29-Apr | 30-Apr      |        |        |        |        |        |        |        |        |        |        |        |        |        |
| <b>2020</b> | 3837          | 3806   | 4130   | 3874   | 3666   | 4242   | 4458   | 4298   | 4117   | 4844   | 4974   | 4319   | 4408   | 4277   | 4462   | 4276   | 4444   | 4771   | 4296   | 4312   | 4258   | 4395   | 4296   | 5067   | 5366   | 4150   | 4042   | 3937   | 3719   | 3738        |        |        |        |        |        |        |        |        |        |        |        |        |        |
| <b>2019</b> | 4482          | 4368   | 4209   | 4436   | 5134   | 4738   | 4321   | 4668   | 4676   | 4818   | 4863   | 5202   | 5340   | 4457   | 4651   | 4470   | 4668   | 5079   | 6157   | 6080   | 5611   | 5292   | 5004   | 4617   | 4622   | 5063   | 5002   | 4701   | 4915   | 4747        |        |        |        |        |        |        |        |        |        |        |        |        |        |
| May         | 01-May        | 02-May | 03-May | 04-May | 05-May | 06-May | 07-May | 08-May | 09-May | 10-May | 11-May | 12-May | 13-May | 14-May | 15-May | 16-May | 17-May | 18-May | 19-May | 20-May | 21-May | 22-May | 23-May | 24-May | 25-May | 26-May | 27-May | 28-May | 29-May | 30-May      | 31-May |        |        |        |        |        |        |        |        |        |        |        |        |
| <b>2020</b> | 4568          | 4932   | 4056   | 4042   | 4324   | 5033   | 4631   | 5122   | 4986   | 3746   | 4155   | 3995   | 4363   | 4164   | 4492   | 4458   | 3697   | 4104   | 4237   | 4814   | 4447   | 4360   | 3854   | 3927   | 4350   | 4481   | 4613   | 4787   | 5520   | 5547        | 4706   |        |        |        |        |        |        |        |        |        |        |        |        |
| <b>2019</b> | 4921          | 4539   | 4896   | 5130   | 4749   | 4458   | 4474   | 4144   | 4516   | 5012   | 5361   | 5445   | 5189   | 4946   | 5213   | 5083   | 5637   | 5037   | 4707   | 4701   | 4851   | 4647   | 4873   | 5420   | 5236   | 4957   | 4559   | 4708   | 4482   | 4473        | 5074   |        |        |        |        |        |        |        |        |        |        |        |        |
| June        | 01-Jun        | 02-Jun | 03-Jun |        |        |        |        |        |        |        |        |        |        |        |        |        |        |        |        |        |        |        |        |        |        |        |        |        |        |             |        |        |        |        |        |        |        |        |        |        |        |        |        |
| <b>2020</b> | 4854          | 4383   | 4197   |        |        |        |        |        |        |        |        |        |        |        |        |        |        |        |        |        |        |        |        |        |        |        |        |        |        |             |        |        |        |        |        |        |        |        |        |        |        |        |        |
| <b>2019</b> | 5632          | 5002   | 4626   |        |        |        |        |        |        |        |        |        |        |        |        |        |        |        |        |        |        |        |        |        |        |        |        |        |        |             |        |        |        |        |        |        |        |        |        |        |        |        |        |

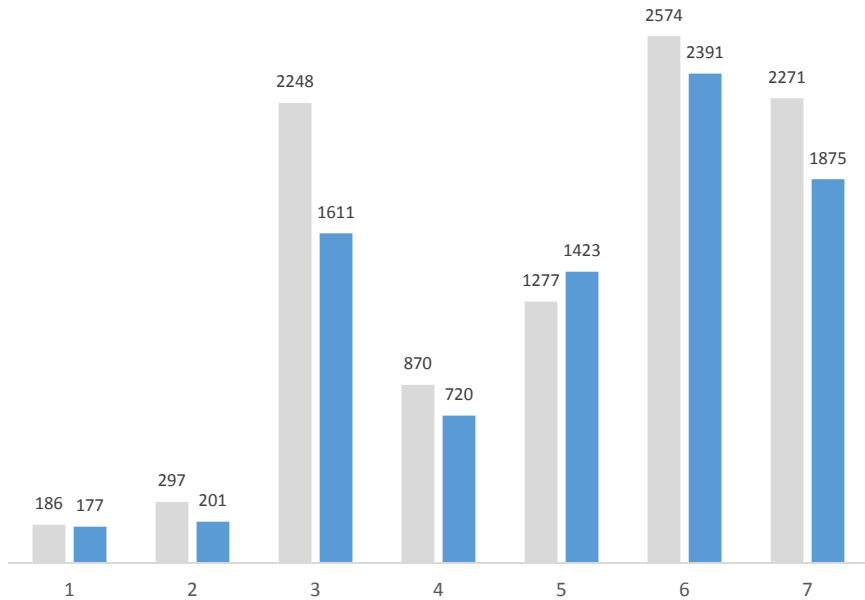
OFFICIAL Note: No figures should be considered as Official Police Statistics. These may not yet have been verified or validated.



# Weekly Crime Demand (25 May - 31 May 2020)

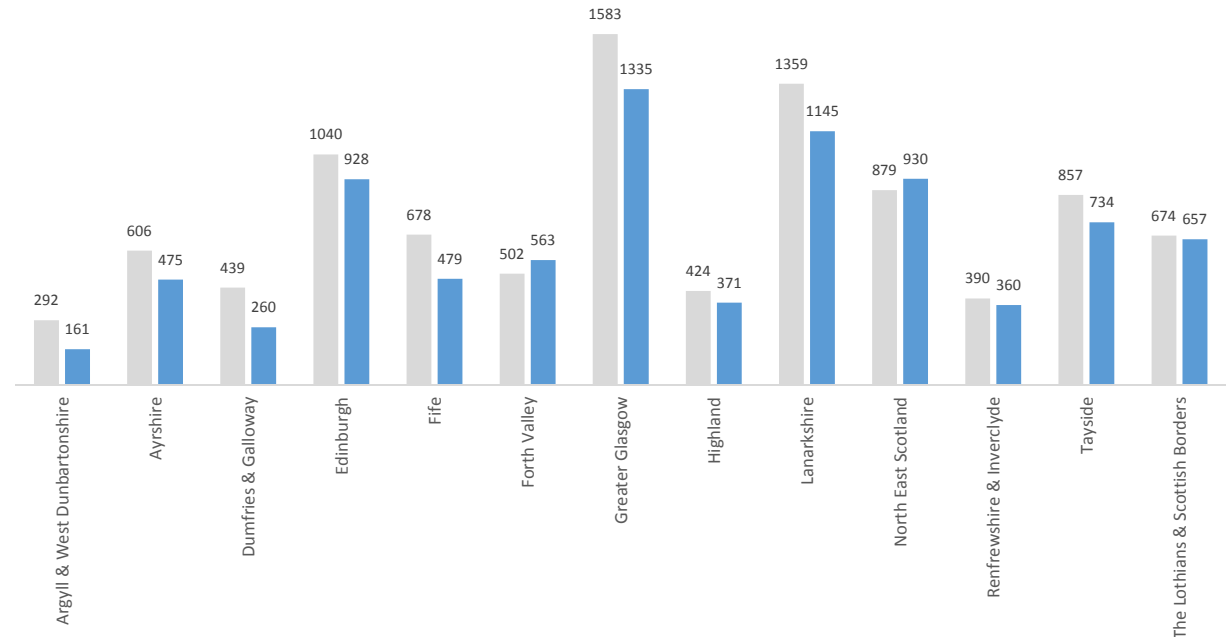
### Weekly Crime by Group

■ 2019/20 ■ 2020/21



### Weekly Crime by Division

■ 2019/20 ■ 2020/21



| Crime Group | 1   | 2   | 3    | 4   | 5    | 6    | 7    | Total       |
|-------------|-----|-----|------|-----|------|------|------|-------------|
| 2019/20     | 186 | 297 | 2248 | 870 | 1277 | 2574 | 2271 | <b>9723</b> |
| 2020/21     | 177 | 201 | 1611 | 720 | 1423 | 2391 | 1875 | <b>8398</b> |

All Crime Groups (with exception of Group 5) show a decrease when the preceding weeks volume is compared to the same period in 2019. Group 5 crime types which have seen significant increase in volume include 'Failing to Appear after Undertaking to Police' & 'Bail Offences'.  
Forth Valley & North East Scotland had higher volume of Crime this week when compared to last week.

More information regarding Crime Groups can be found [via this link](#)

No figures should be considered as Official Police Statistics. These may not yet have been verified or validated.

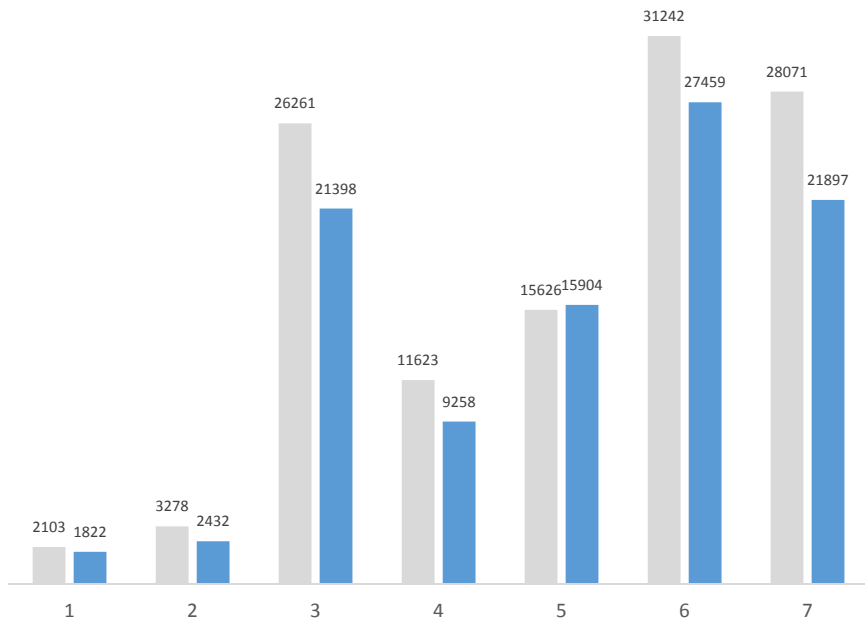
OFFICIAL



# Cumulative Crime Demand (9 March – 31 May 2020)

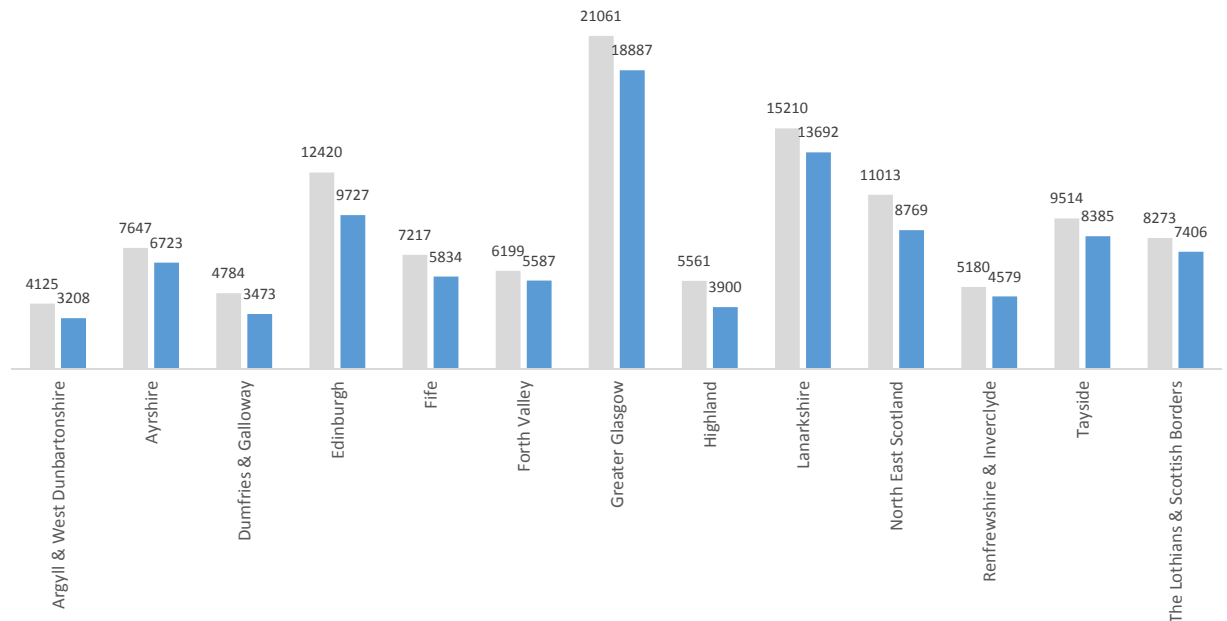
### Total Crime by Group

■ 2019/20 ■ 2020/21



### Total Crime by Division

■ 2019/20 ■ 2020/21



| Crime Group | 1    | 2    | 3     | 4     | 5     | 6     | 7     | Total         |
|-------------|------|------|-------|-------|-------|-------|-------|---------------|
| 2019/20     | 2103 | 3278 | 26261 | 11623 | 15626 | 31242 | 28071 | <b>118204</b> |
| 2020/21     | 1822 | 2432 | 21398 | 9258  | 15904 | 27459 | 21897 | <b>100170</b> |

All Crime Groups (with the exception of Group 5) show a decrease in volume when compared to the same period in 2019. Group 5 crime is slightly higher in volume and this is reflected in the weekly records. All Divisions show a decrease in volume when compared to the same time period in 2019.

More information regarding Crime Groups can be found [via this link](#)

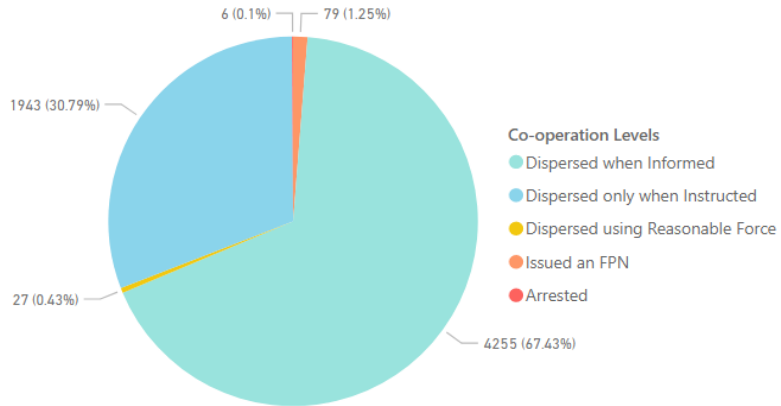
No figures should be considered as Official Police Statistics. These may not yet have been verified or validated.

OFFICIAL



# Weekly Coronavirus Legislation Co-operation (28 May – 3 June 2020)

### Weekly Cooperation Levels

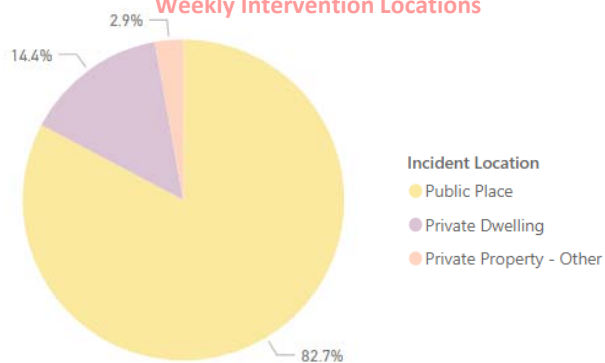


### Interaction Totals over Preceding Week



An 'interaction' is any instance where a Police Officer has reason to engage with a person who is not conforming with Legislation. Only when all efforts to encourage co-operation fail will Police Officers resort to enforcement.

### Weekly Intervention Locations



In response to the introduction of The Health Protection (Coronavirus) (Restrictions) (Scotland) Regulations 2020 and Coronavirus Act 2020, Police Scotland developed a 'Coronavirus Interventions' (CVI) recording system. This system allowed Police Scotland to begin gathering data in relation to the public co-operation levels with the new legislation. This system relies on Police Officers manually updating the system with the co-operation level when they encounter an individual in contravention of the new legislation.

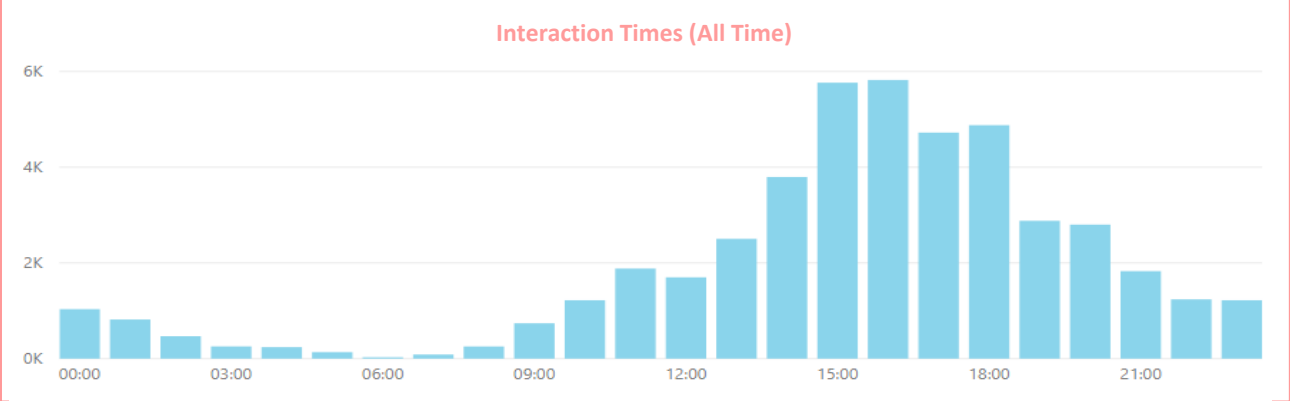
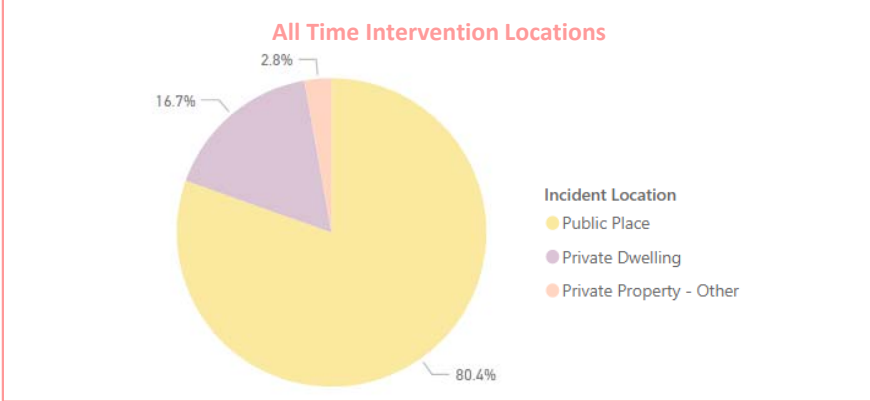
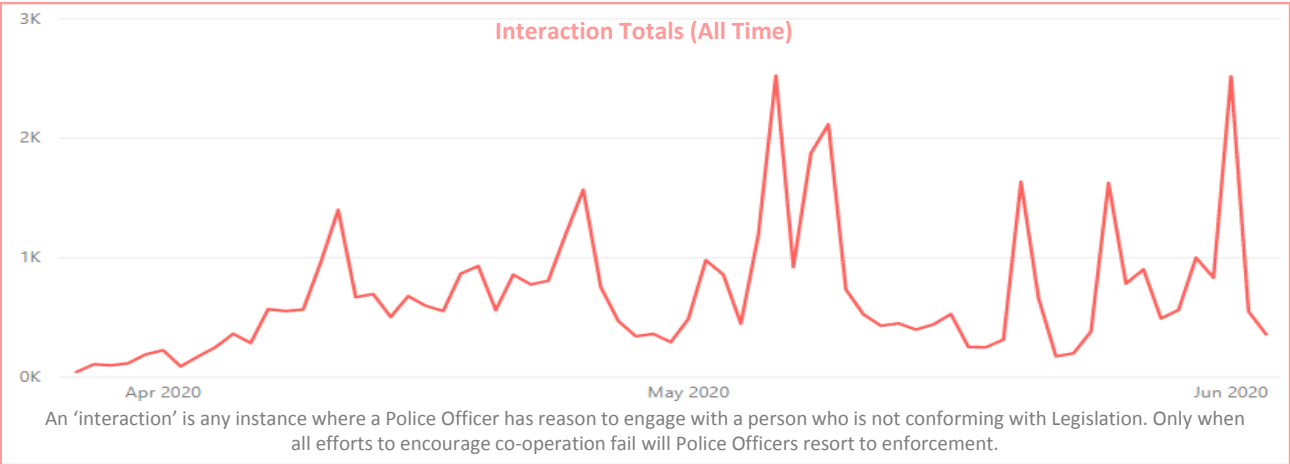
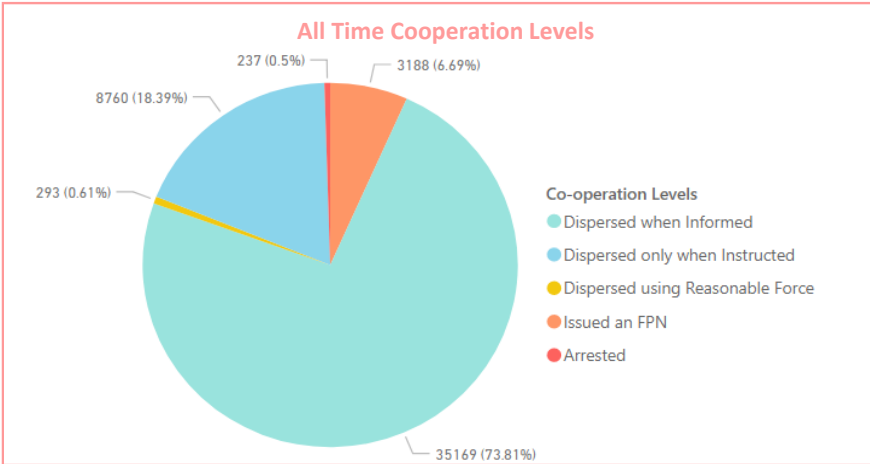
**Due to the manual input required to form this data set, the contents of this slide are indicative only. Actual figures will differ from those recorded on Crime Systems (please see slide 11), may be subject to change, and cannot be considered Official Police Statistics. They do provide an indication of the public co-operation levels across Scotland.**

No figures should be considered as Official Police Statistics. These may not yet have been verified or validated.

OFFICIAL



# Coronavirus Legislation Co-operation (27 March – 3 June 2020)



In response to the introduction of The Health Protection (Coronavirus) (Restrictions) (Scotland) Regulations 2020 and Coronavirus Act 2020, Police Scotland developed a 'Coronavirus Interventions' (CVI) recording system. This system allowed Police Scotland to begin gathering data in relation to the public co-operation levels with the new legislation. This system relies on Police Officers manually updating the system with the co-operation level when they encounter an individual in contravention of the new legislation.

**Due to the manual input required to form this data set, the contents of this slide are indicative only. Actual figures will differ from those recorded on Crime Systems (please see slide 11), may be subject to change, and cannot be considered Official Police Statistics. They do provide an indication of the public co-operation levels across Scotland.**

No figures should be considered as Official Police Statistics. These may not yet have been verified or validated.

OFFICIAL

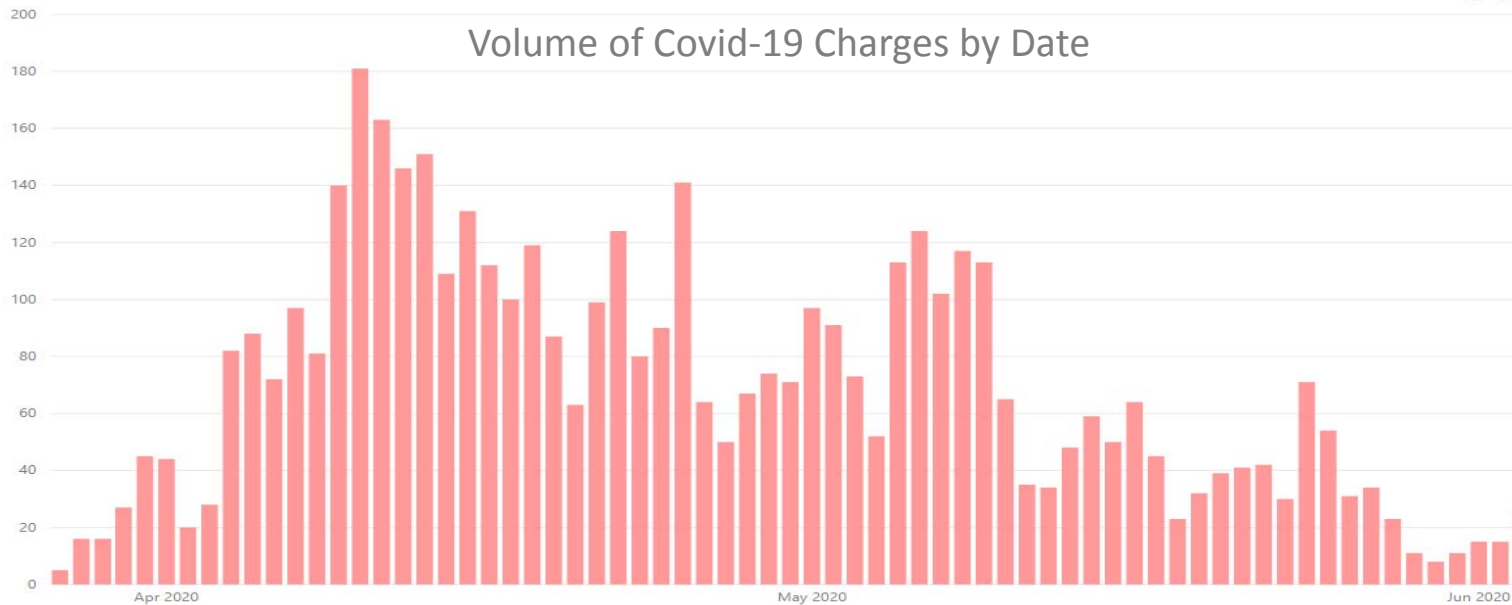


## 'Enforcement' of Coronavirus specific legislation

The following is a summary of all 'enforcement' action in relation to both The Health Protection (Coronavirus) (Restrictions) (Scotland) Regulations 2020 and Coronavirus Act 2020.

This includes all Fixed Penalty Notices issued and processed by Police Scotland. It also includes all occasions that a charge was labelled and recorded on Police Scotland's Crime Recording System against a person in relation to the aforementioned legislation. This is a true value of the volume of recorded 'enforcement' activity, but does not provide the granularity of the Coronavirus Intervention (CVI) recording system and does not capture the earlier phases of the '4 E's' approach.

These values remain subject to change as offences are retrospectively added or amended and do not match the indicative 'enforcement' values from the CVI recording system.



| Total | Total  |        |        |        |        |        |        |        |        |        |        |        |        |        |        |        |        |        |        |        |        |        |        |        |        |        |        |        |        |        |        |  |  |  |  |  |
|-------|--------|--------|--------|--------|--------|--------|--------|--------|--------|--------|--------|--------|--------|--------|--------|--------|--------|--------|--------|--------|--------|--------|--------|--------|--------|--------|--------|--------|--------|--------|--------|--|--|--|--|--|
| 2020  | 4772   |        |        |        |        |        |        |        |        |        |        |        |        |        |        |        |        |        |        |        |        |        |        |        |        |        |        |        |        |        |        |  |  |  |  |  |
| April | 01-Apr | 02-Apr | 03-Apr | 04-Apr | 05-Apr | 06-Apr | 07-Apr | 08-Apr | 09-Apr | 10-Apr | 11-Apr | 12-Apr | 13-Apr | 14-Apr | 15-Apr | 16-Apr | 17-Apr | 18-Apr | 19-Apr | 20-Apr | 21-Apr | 22-Apr | 23-Apr | 24-Apr | 25-Apr | 26-Apr | 27-Apr | 28-Apr | 29-Apr | 30-Apr | 31-Mar |  |  |  |  |  |
| 2020  | 44     | 20     | 28     | 82     | 88     | 72     | 97     | 81     | 140    | 181    | 163    | 146    | 151    | 109    | 131    | 112    | 100    | 119    | 87     | 63     | 99     | 124    | 80     | 90     | 141    | 64     | 50     | 67     | 74     | 71     |        |  |  |  |  |  |
| May   | 01-May | 02-May | 03-May | 04-May | 05-May | 06-May | 07-May | 08-May | 09-May | 10-May | 11-May | 12-May | 13-May | 14-May | 15-May | 16-May | 17-May | 18-May | 19-May | 20-May | 21-May | 22-May | 23-May | 24-May | 25-May | 26-May | 27-May | 28-May | 29-May | 30-May | 31-May |  |  |  |  |  |
| 2020  | 97     | 91     | 73     | 52     | 113    | 124    | 102    | 117    | 113    | 65     | 35     | 34     | 48     | 59     | 50     | 64     | 45     | 23     | 32     | 39     | 41     | 42     | 30     | 71     | 54     | 31     | 34     | 23     | 11     | 8      | 11     |  |  |  |  |  |
| June  | 01-Jun | 02-Jun | 03-Jun |        |        |        |        |        |        |        |        |        |        |        |        |        |        |        |        |        |        |        |        |        |        |        |        |        |        |        |        |  |  |  |  |  |
| 2020  | 15     | 15     | 27     |        |        |        |        |        |        |        |        |        |        |        |        |        |        |        |        |        |        |        |        |        |        |        |        |        |        |        |        |  |  |  |  |  |

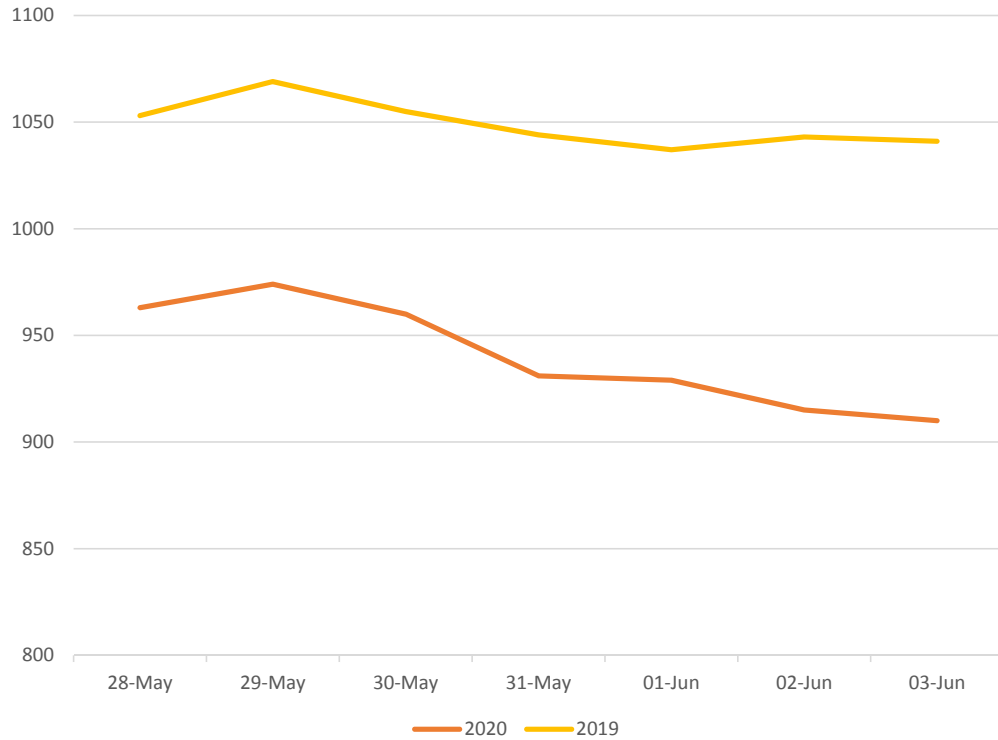
No figures should be considered as Official Police Statistics. These may not yet have been verified or validated.

OFFICIAL



## Weekly Absence (14 – 20 May 2020)

Weekly Absence Levels Line Graph – Comparison of 2019 to 2020

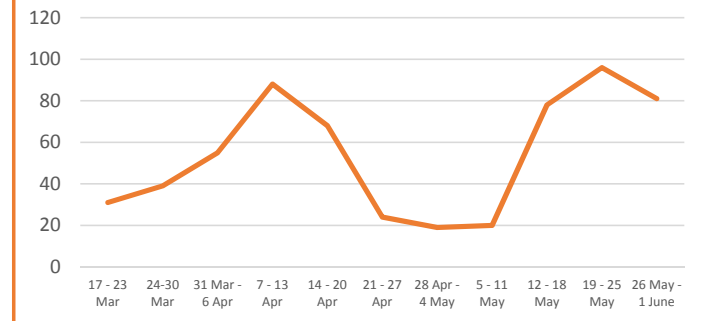


| Date | 28-May | 29-May | 30-May | 31-May | 01-Jun | 02-Jun | 03-Jun |
|------|--------|--------|--------|--------|--------|--------|--------|
| 2020 | 963    | 974    | 960    | 931    | 929    | 915    | 910    |
| 2019 | 1053   | 1069   | 1055   | 1044   | 1037   | 1043   | 1041   |

Police Scotland Current Absences

| 3 <sup>rd</sup> June 2020 | No.        | Change from same day previous week | Change from same day previous week (%) |
|---------------------------|------------|------------------------------------|--|
| COVID-19                  | 114        | -44                                | -28%                                   |
| <b>Total Absences</b>     | <b>910</b> | <b>-60</b>                         | <b>-6%</b>                             |

Weekly Total 'Near Miss' Forms



'Near miss' forms in the context of the pandemic situation may be submitted for a variety of reasons i.e. when officers are potentially exposed to COVID-19 whilst not wearing PPE, where PPE malfunctions, or in any other instance an officer feels a risk to themselves in a specific occurrence relating to COVID-19. This can occur due to the reactive nature of Policing, as well as being influenced by training levels and supply of PPE. The number of forms have decreased over the last week.

No figures should be considered as Official Police Statistics. These may not yet have been verified or validated.

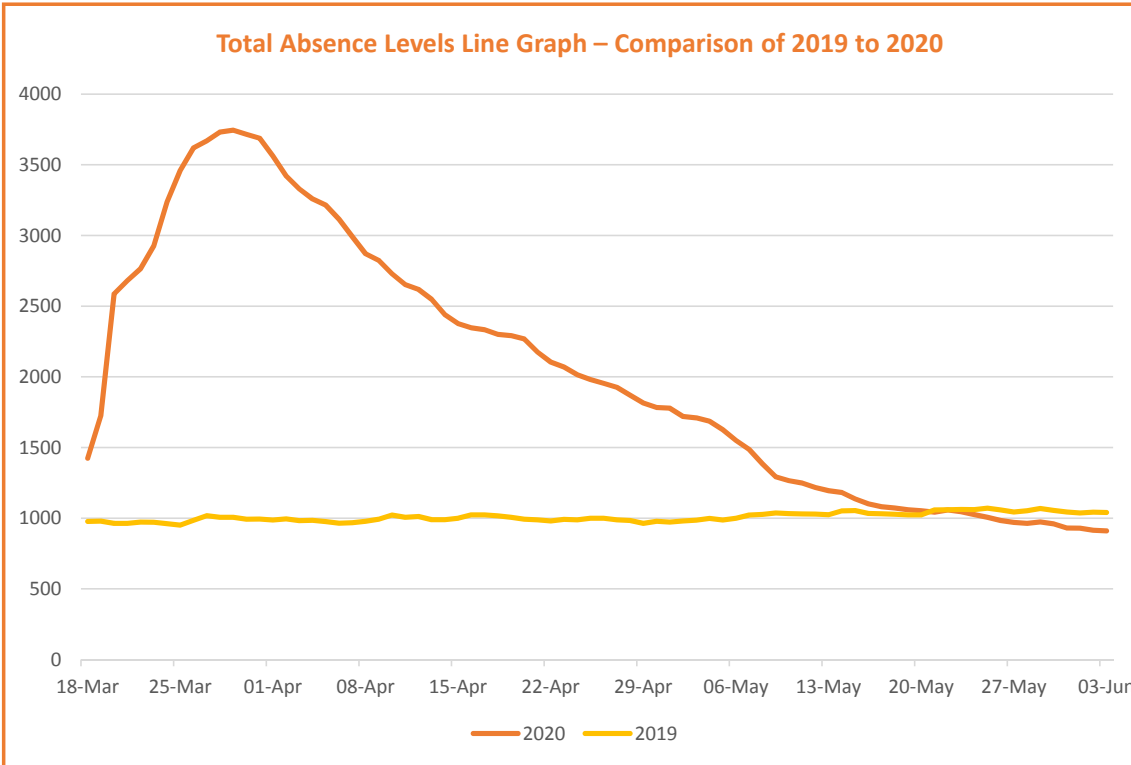
OFFICIAL





# All Absence (21 March – 27 May 2020)

Total Absence Levels Line Graph – Comparison of 2019 to 2020



## Police Scotland Testing Data

| Totals | Tested Positive | Tested Negative | Inconclusive |
|--------|-----------------|-----------------|--------------|
| 1466   | 200             | 1241            | 25           |

The recording process for testing has currently been revised. Due to this, a new recording process is being developed which will allow a return to tests by date.

| Month | 01-Mar | 02-Mar | 03-Mar | 04-Mar | 05-Mar | 06-Mar | 07-Mar | 08-Mar | 09-Mar | 10-Mar | 11-Mar | 12-Mar | 13-Mar | 14-Mar | 15-Mar | 16-Mar | 17-Mar | 18-Mar | 19-Mar | 20-Mar | 21-Mar | 22-Mar | 23-Mar | 24-Mar | 25-Mar | 26-Mar | 27-Mar | 28-Mar | 29-Mar | 30-Mar | 31-Mar |  |
|-------|--------|--------|--------|--------|--------|--------|--------|--------|--------|--------|--------|--------|--------|--------|--------|--------|--------|--------|--------|--------|--------|--------|--------|--------|--------|--------|--------|--------|--------|--------|--------|--|
| 2020  | 1424   | 1725   | 2587   | 2681   | 2765   | 2926   | 3238   | 3460   | 3619   | 3669   | 3731   | 3745   | 3716   | 3688   |        |        |        |        |        |        |        |        |        |        |        |        |        |        |        |        |        |  |
| 2019  | 977    | 979    | 964    | 963    | 973    | 971    | 961    | 951    | 985    | 1018   | 1007   | 1006   | 993    | 994    |        |        |        |        |        |        |        |        |        |        |        |        |        |        |        |        |        |  |
| April | 01-Apr | 02-Apr | 03-Apr | 04-Apr | 05-Apr | 06-Apr | 07-Apr | 08-Apr | 09-Apr | 10-Apr | 11-Apr | 12-Apr | 13-Apr | 14-Apr | 15-Apr | 16-Apr | 17-Apr | 18-Apr | 19-Apr | 20-Apr | 21-Apr | 22-Apr | 23-Apr | 24-Apr | 25-Apr | 26-Apr | 27-Apr | 28-Apr | 29-Apr | 30-Apr |        |  |
| 2020  | 3562   | 3421   | 3330   | 3258   | 3214   | 3114   | 2992   | 2871   | 2823   | 2730   | 2653   | 2619   | 2548   | 2440   | 2376   | 2347   | 2333   | 2301   | 2292   | 2268   | 2175   | 2105   | 2069   | 2015   | 1981   | 1954   | 1926   | 1870   | 1815   | 1783   |        |  |
| 2019  | 987    | 995    | 983    | 985    | 976    | 965    | 968    | 978    | 993    | 1022   | 1006   | 1012   | 989    | 989    | 1000   | 1024   | 1024   | 1017   | 1006   | 993    | 988    | 981    | 992    | 988    | 1000   | 1000   | 988    | 984    | 963    | 978    |        |  |
| May   | 01-May | 02-May | 03-May | 04-May | 05-May | 06-May | 07-May | 08-May | 09-May | 10-May | 11-May | 12-May | 13-May | 14-May | 15-May | 16-May | 17-May | 18-May | 19-May | 20-May | 21-May | 22-May | 23-May | 24-May | 25-May | 26-May | 27-May | 28-May | 29-May | 30-May | 31-May |  |
| 2020  | 1779   | 1720   | 1709   | 1686   | 1626   | 1550   | 1486   | 1385   | 1293   | 1266   | 1249   | 1217   | 1194   | 1182   | 1137   | 1102   | 1081   | 1072   | 1060   | 1053   | 1043   | 1058   | 1046   | 1026   | 1006   | 984    | 970    | 963    | 974    | 960    | 931    |  |
| 2019  | 973    | 981    | 986    | 999    | 987    | 1000   | 1022   | 1027   | 1037   | 1032   | 1030   | 1029   | 1025   | 1052   | 1054   | 1034   | 1031   | 1028   | 1023   | 1023   | 1058   | 1060   | 1062   | 1061   | 1071   | 1058   | 1044   | 1053   | 1069   | 1055   | 1044   |  |
| June  | 01-Jun | 02-Jun | 03-Jun |        |        |        |        |        |        |        |        |        |        |        |        |        |        |        |        |        |        |        |        |        |        |        |        |        |        |        |        |  |
| 2020  | 929    | 915    | 910    |        |        |        |        |        |        |        |        |        |        |        |        |        |        |        |        |        |        |        |        |        |        |        |        |        |        |        |        |  |
| 2019  | 1037   | 1043   | 1041   |        |        |        |        |        |        |        |        |        |        |        |        |        |        |        |        |        |        |        |        |        |        |        |        |        |        |        |        |  |

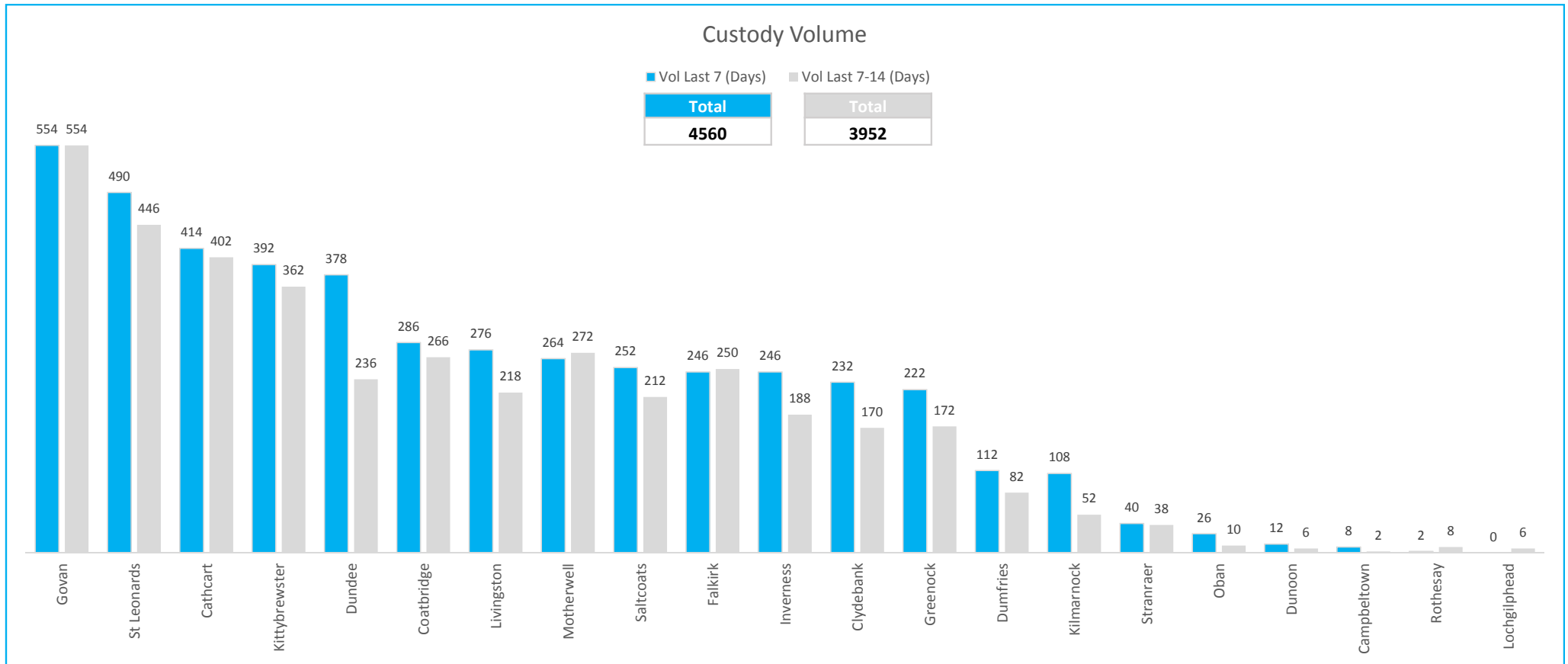
No figures should be considered as Official Police Statistics. These may not yet have been verified or validated.

OFFICIAL



# Custody Volume

The below bar chart displays the custody volume in each custody centre weekly. In this chart the blue bar represents the volume over the last 7 days, and the grey bar represents the 7 days prior to that. As can be seen, custody volume has increased this week when compared to last week.

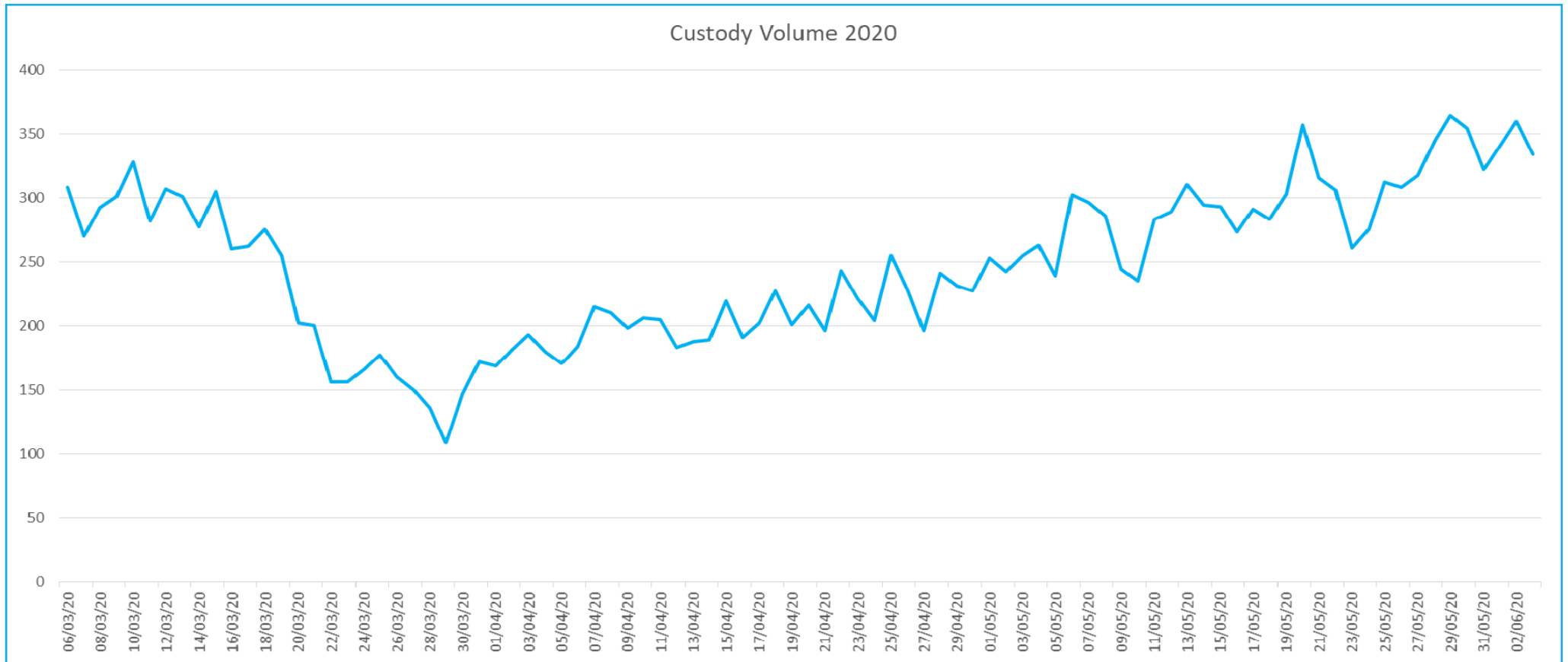


No figures should be considered as Official Police Statistics. These may not yet have been verified or validated.

OFFICIAL

# Custody Volume

The below bar chart displays the total custody volume over time. As can be seen, the number of custodies fell on the approach to 'lockdown', reaching their lowest level on 29<sup>th</sup> March. Since that date Custodies have steadily increased.



No figures should be considered as Official Police Statistics. These may not yet have been verified or validated.

OFFICIAL