



<b>Report To:</b>	<b>SPA Board Members</b>		
<b>Meeting Date:</b>		<b>Agenda Item:</b>	
<b>Report Title:</b>	<b>Operation Talla Weekly Update</b>		
<b>Sponsored by:</b>		<b>Presented by:</b>	<b>DCC Graham</b>
<b>Appendix Attached:</b>	<b>APPENDIX A – Weekly COVID-19 Bulletin</b>		
<b>Report Classification</b>			
<b>Police Scotland:</b>	<b>For Noting</b>		
<b>SPA:</b>	<b>For Noting</b>		
<b>EXECUTIVE SUMMARY</b>			
<b>1.</b>	<b>Purpose</b>		
1.1	<p>This paper provides the Scottish Police Authority (SPA) with a weekly update on policing changes seen during Operation TALLA, Police Scotland’s COVID-19 response.</p> <p>This report contains the preceding week’s information and data on changing demands within the service centre, incident attendance and crime. It will also consider our COVID-19 response including our use of the emergency legislation and how we are assisting our officers and staff welfare throughout these challenging times.</p> <p>This update will have a reporting period of Thursday to Wednesday. For the purpose of this report, the week of Thursday 10<sup>th</sup> September 2020 to Wednesday 16<sup>th</sup> September 2020 is considered.</p>		
<b>2.</b>	<b>Decision Requested</b>		
2.1	N/A		
<b>3.</b>	<b>Recommendation</b>		
3.1	N/A		
<b>4.</b>	<b>Alignment to Police Scotland Strategic Outcomes</b>		
4.1	<p>This report aligns to both Police Scotland’s Strategic Outcomes and the Operation TALLA Strategic Objectives as set out by DCC Malcolm Graham.</p> <p>This report discusses the flexible and adaptable response to the challenges posed by COVID-19 by Police Scotland (SO1, SO2 and SO5). It further highlights the activities undertaken by Police Scotland to protect our people (SO4). The levels of intervention activity discussed in the report serve to protect our communities from COVID-19 (SO1, SO2). The frequent, transparent publication of papers, such as this, and those published on the Police Scotland website provide engagement with communities, to maintain trust and confidence (SO3).</p>		

5.	Main Report
----	-------------

## 5.1 CURRENT LANDSCAPE

Over the last week, Police Scotland have continued their support of communities throughout the country as we continue to move through 'Phase 3' of the 'Route map through and out of the Crisis'. Police Scotland continue to closely monitor the situation in Greater Glasgow and Lanarkshire in regards to guidance implemented advising against any mixed household gatherings outwith existing extended family bubbles for single parents or those living alone.

Police Scotland's approach has remained unchanged throughout the pandemic period, promoting 'Engage, Explain and Encourage' prior to 'Enforcement' action being taken.

In a small number of areas across Scotland, small clusters of Coronavirus continue to emerge. These are subject to tracking and, at this time, are not having a significant impact on frontline policing.

On 14<sup>th</sup> September legislation was issued by the Scottish Government that no more than six persons from a maximum of 2 separate households (excluding children under 12) may meet indoors, outdoors or within the hospitality industry. The Scottish Government have also advised a pause to further phase 3 changes with reviews occurring at the earliest on the 1<sup>st</sup> and 5<sup>th</sup> October.

Legislation has been in place since Friday 28<sup>th</sup> August which gives officers the power to force entry into gatherings in private dwellings and take action when the number of attendees exceeds 15. To date, there has been 1 instance of the power to force entry having been used, which occurred in the Edinburgh area.

Scientific data used by the Scottish Government continues to suggest that COVID-19 transmission is significantly driven by gatherings in an indoor setting. Legislation implemented on 28<sup>th</sup> August, as well as local guidelines instigated in the Greater Glasgow area has been put in place to mitigate the impact of this method of transmission. Indicative figures from the weekend of 11<sup>th</sup> – 13<sup>th</sup> August suggested that Police Scotland attended over 405 occurrences of house parties throughout the force area. There is a concern that these significant numbers continues to indicate that willingness to follow guidelines limiting persons within private areas may be declining.

From 24<sup>th</sup> August, gyms reopened and non-contact indoor activity has resumed. This has had no measurable impact on operational policing.

Following local restrictions having been implemented in both Aberdeen and Greater Glasgow and Lanarkshire over the last month, it continues to be possible that, over the coming weeks and months further such restrictions may necessary within other areas across the country. The increasing number of house party incidents attended, despite the restrictions around them, continues to increase concerns that the public may be becoming less accommodating of the legislation and guidance. It is recognised that these incidents are only those which have come to attention of the police and that, in reality, the figure is likely to be higher. Increasing behaviours which disregard the public health of Scotland is

## **OFFICIAL**

resulting in more enforcement activity under both COVID-19 legislation and common law Culpable and Reckless conduct being utilised where it is clear that non-cooperation is a conscious and potentially dangerous act. It is acknowledged that this may appear a more robust approach than has been encouraged across the force throughout the pandemic period however keeping the people of Scotland safe continues to be our overarching priority and our actions must evolve to ensure that the few who choose to place our communities in danger are dealt with appropriately.

### **5.2 SERVICE CENTRE DEMAND**

In the last week, the volume of 101 calls answered is similar to the previous week and the volume of 999 calls is also similar, with a decrease of 1% noted. 101 calls answered are still trending at significantly lower figures than the same time last year, approximately -22%. 999 calls are showing at slightly higher levels, approximately 3% when compared to the same period as last year.

### **5.3 INCIDENT DEMAND**

Total incident volumes are at similar levels as last week, and there has been an 8% decrease on incident volumes when compared to the same period last year. Public nuisance and noise incidents increased on last week's figures by 14% and 4% respectively. Disturbance incidents have decreased on last week's figures by 3% respectively. Public Nuisance and noise calls remain at higher levels than last year.

### **5.4 CRIME**

Crime volume continues to remain lower than seasonal average. Overall crime in the last week is at a lower level than a comparable period last year. All divisions have experienced crime volumes of a lower level than the same period last year. Edinburgh continues to see crimes at a reduced level (57% reduction) when compared to a similar period last year.

Cumulatively all divisions are recording less crime for this year when compared with last year. All crime types other than Group 2 are also lower when compared to last year.

### **5.5 COVID-19 INTERVENTION ACTIVITY**

During the last week, the government guidance remained in 'Phase 3' of easing lockdown restrictions. The only exception to this has been the guidance in the Greater Glasgow, Renfrewshire and Lanarkshire area. Throughout the last week Police Scotland's approach to the use of COVID-19 legislation continues to be to firstly engage with people, explain the provisions and encourage them to comply with the necessary restrictions with enforcement action being taken only where there are found to be flagrant and blatant breaches of legislation.

The overall style and tone of policing the pandemic in Scotland has not changed since the inception of the public health emergency.

## OFFICIAL

In the last seven days, Police Scotland officers attended 17841 incidents. This figure has no significant change from last week.

The COVID-19 intervention powers have been recorded on the CVI system as used on 2244 occasions this week. The occasions where these powers have been used tend to relate to a number of gatherings of large numbers of persons requiring to be moved on and house parties.

Since quarantine regulations came into force on travellers entering Scotland from outwith the UK on the 15<sup>th</sup> June up to and including 16<sup>th</sup> September, Police Scotland have received 178 referrals from Public Health Scotland (PHS) relating to potential breaches of quarantine, 83 of which were dealt with by the resolution team and 95 of which have been dealt with by local policing. In 64% of resolved referrals, the travellers were found to be complying with quarantine restrictions. In the majority of the remaining referrals, the travellers have been untraced due to a variety of reasons such as inaccurate data provided to PHS or the expiration of the quarantine period prior to persons being traced.

There has been two fixed penalty notice issued in relation to a breach of Travel Regulations. The first has been mentioned in previous reports and the second of these was issued in the Fife area.

### 5.6 ABSENCE

Over the past week, employee absence levels have been increasing and, from the 12<sup>th</sup> September have been above last year's figures. This rise is partly attributable to a number of confirmed Covid cases being identified which has resulted in several groups of officers being required to self-isolate as well as a rise in tracing figures. Those absences related to COVID-19 have increased from last week and are currently sitting at 309, compared to 180 last week.

### 5.7 OFFICER AND STAFF COVID-19 SCREENING

People & Development continue to support our workforce, providing reassurance to officers and staff who are symptomatic, to assist with returning officers and staff to work as soon as possible. Symptomatic testing arranged up to the 15<sup>th</sup> September now numbers 1361. The total number of tests organised by Police Scotland sits at over 2300.

From all testing, 235 have returned as positive for COVID-19.

Testing of asymptomatic officers and staff based on risk commenced on 14<sup>th</sup> May and 380 tests have been arranged up to and including 16<sup>th</sup> September. None of these tests have yet returned a positive result.

Contact tracing numbers are now being reported and this currently stands at 47, with 8 positive tests.

Police Scotland continues to be engaged in discussions about the opportunities to introduce workplace antibody testing should a valid test become available in Scotland.

## **5.8 COVID-19 NEAR MISSES**

'Near-miss' forms in the context of the pandemic situation may be submitted for a variety of reasons i.e. when officers are potentially exposed to COVID-19 whilst not wearing PPE, where PPE malfunctions, or in any other instance an officer feels a risk to themselves in a specific occurrence relating to COVID-19. This can occur due to the reactive nature of policing, as well as being influenced by training levels and supply of PPE.

The most current 'near miss' figures available for the dates 8<sup>th</sup> - 14<sup>th</sup> September show that 86 forms were submitted. This is a sizeable increase on the week prior, dated 1<sup>st</sup> – 7<sup>th</sup> August, where 37 forms were submitted.

## **5.9 HOUSE GATHERINGS**

Scottish Government commissioned data suggests that spread in and between households continues to drive much of the transmission of COVID-19 at the present time. This analysis has guided decisions to introduce national measures to restrict having indoor gatherings of more than 6 persons from 2 households mixing either in an indoor or outdoor setting.

Police Scotland have undertaken an assessment of the demand posed by house-gatherings over the weekend of 11<sup>th</sup>- 13<sup>th</sup> September. Information gathered is indicative and should not be considered police statistics. Over the weekend, it was identified that 405 house gatherings were attended by the police. This is a small increase on the previous weekend. The amount of gatherings from this period placed a significant demand on police resources. Over the same dates there were 596 interventions recorded on the CVI systems as taking place in a private dwelling or private property. This accounts for 52% of our intervention activity during this time.

Notable incidents over the past week include:

- A party within student accommodation in Glasgow with over 60 people in attendance. Police attended, dispersed persons and spoke with staff. The incident is to be raised with management of accommodation for action.
- Police attended an ongoing house party in Pollok, Glasgow. Upon arrival, 10-15 persons ran out the back door, including the house holder. The property was secured and house keys kept at police station to await householder. The householder was later charged under Covid legislation.

## **5.10 SUBMISSION**

This report is submitted to the SPA for information and consideration.

Appendix A – COVID-19 Weekly Bulletin contains the information which will be released publically by Police Scotland. This information will continue to be released weekly and will synchronise with the weekly SPA reporting for consistent, single data timelines.

# COVID-19 WEEKLY BULLETIN

## 10<sup>th</sup> September – 16<sup>th</sup> September 2020

SERVING A  
CHANGING SCOTLAND



**SCOTTISH POLICE**  
**AUTHORITY**

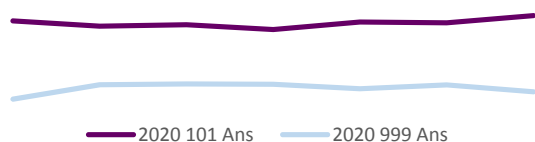
No figures should be considered as Official Police Statistics. These may not yet have been verified or validated.

OFFICIAL

## Service Centre Demand

### Service Centre Demand

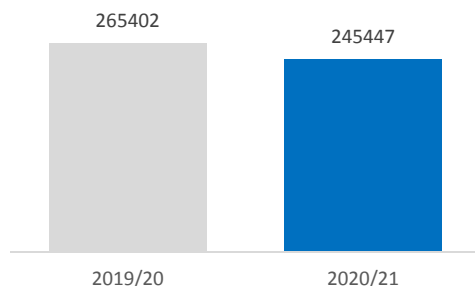
The volume of 101 calls answered have remained relatively static over the course of this week. The volume of 999 calls showed an increase over the weekend and thereafter reduced at the end of the week.



## Crime Levels

### Crime Volume (9 March – Present compared to Previous Year)

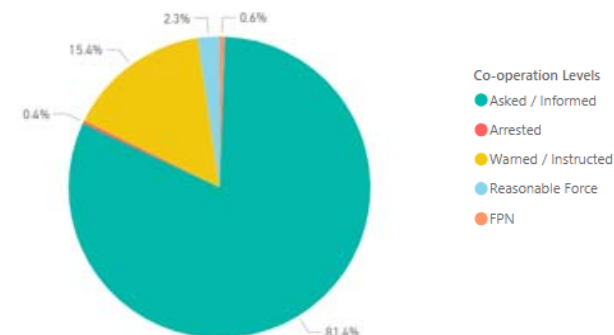
Crime has continued to trend at levels lower than the seasonal average, and total volume year to date is still considerably lower than last year. Total 'Year to Date' volume is displayed below, further data is available in the Crime slide.



## Coronavirus Legislation

### Co-operation with new Coronavirus Legislation

The below chart is indicative of the co-operation levels experienced by police over the last 7 days. The vast majority of interactions between police and the public continue to be resolved without enforcement.



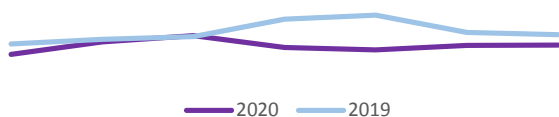
### Total Number of Enforcement Activity Relating to Coronavirus Legislation

Enforcement Activity over last 7 days	16
---------------------------------------	----

## Incident Demand

### Incident Demand

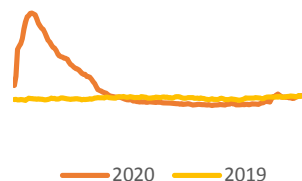
Incident volume shows a slight increase over the weekend 11<sup>th</sup> and 12<sup>th</sup> September, thereafter returning and remaining at consistent levels for the remainder of the week. Overall incident volume continues to show lower levels compared to the same time last year.



## Staff Absence and Welfare

### Absences

Absences had generally trended lower when compared to 2019. However there has been a recent increase in absences that have now seen a return to 2019 levels.



### Staff COVID Screening

Testing of key workers for COVID-19 continues and the number of tests arranged for Police Scotland employees is broken down later in this report.

## House Gatherings in Private Dwellings

From 10<sup>th</sup> - 16<sup>th</sup> September police attended 560 'House Party' Incidents.

Further data is available in the Incident Demand – House Gatherings slide.

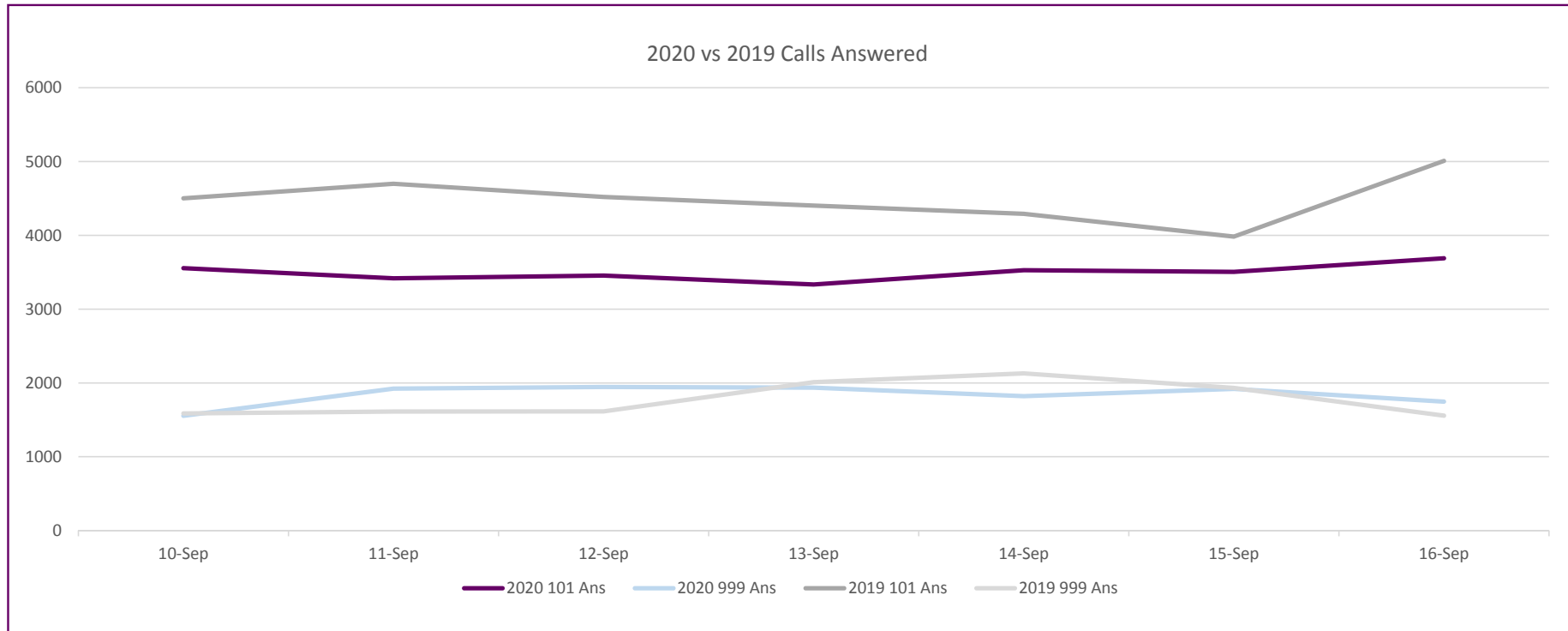
## Total Referrals to 13<sup>th</sup> September

Public Health Scotland Travel Regs. Referrals	176
Investigated by Resolution Team	76
Investigated by Local Policing	90
Investigations Ongoing	10
FPNs issued for breach of Travel Regs.	2

Note: The referral figures are a count of reports submitted to Police Scotland. These will therefore vary from counts of the number of individuals. FPN may be derived from both PHS and Home Office Referrals.



## Weekly Service Centre Demand (10<sup>th</sup> – 16<sup>th</sup> September 2020)



	10-Sep	11-Sep	12-Sep	13-Sep	14-Sep	15-Sep	16-Sep	Total
<b>2020 101 Ans</b>	3555	3419	3456	3335	3528	3506	3690	<b>24489</b>
<b>2020 999 Ans</b>	1555	1923	1946	1937	1820	1919	1746	<b>12846</b>
<b>2019 101 Ans</b>	4502	4700	4521	4404	4292	3984	5009	<b>31412</b>
<b>2019 999 Ans</b>	1587	1613	1614	2010	2130	1932	1556	<b>12442</b>

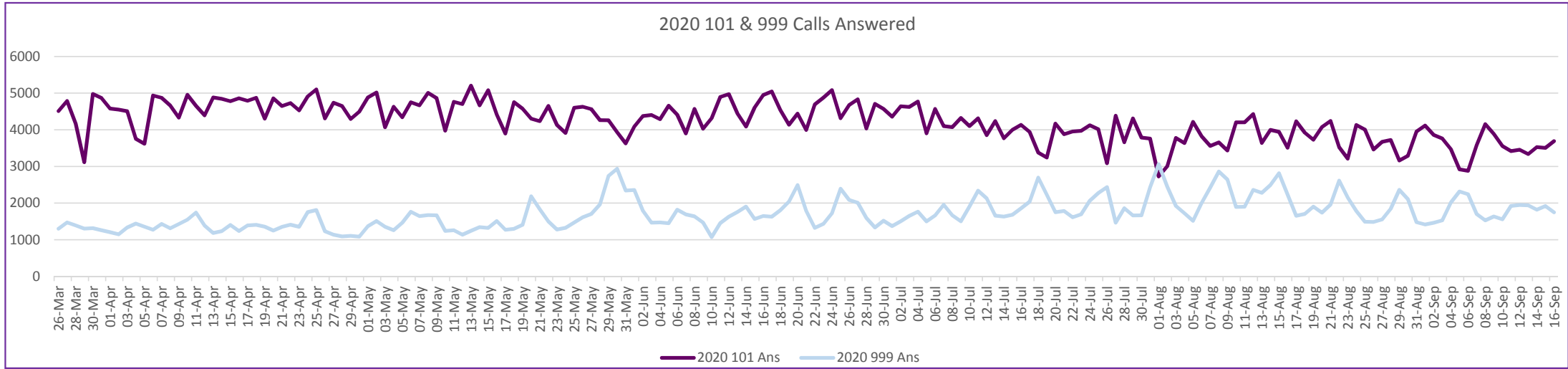
No figures should be considered as Official Police Statistics. These may not yet have been verified or validated.

OFFICIAL





# Cumulative Service Centre Demand (19<sup>th</sup> March – 16<sup>th</sup> September 2020)



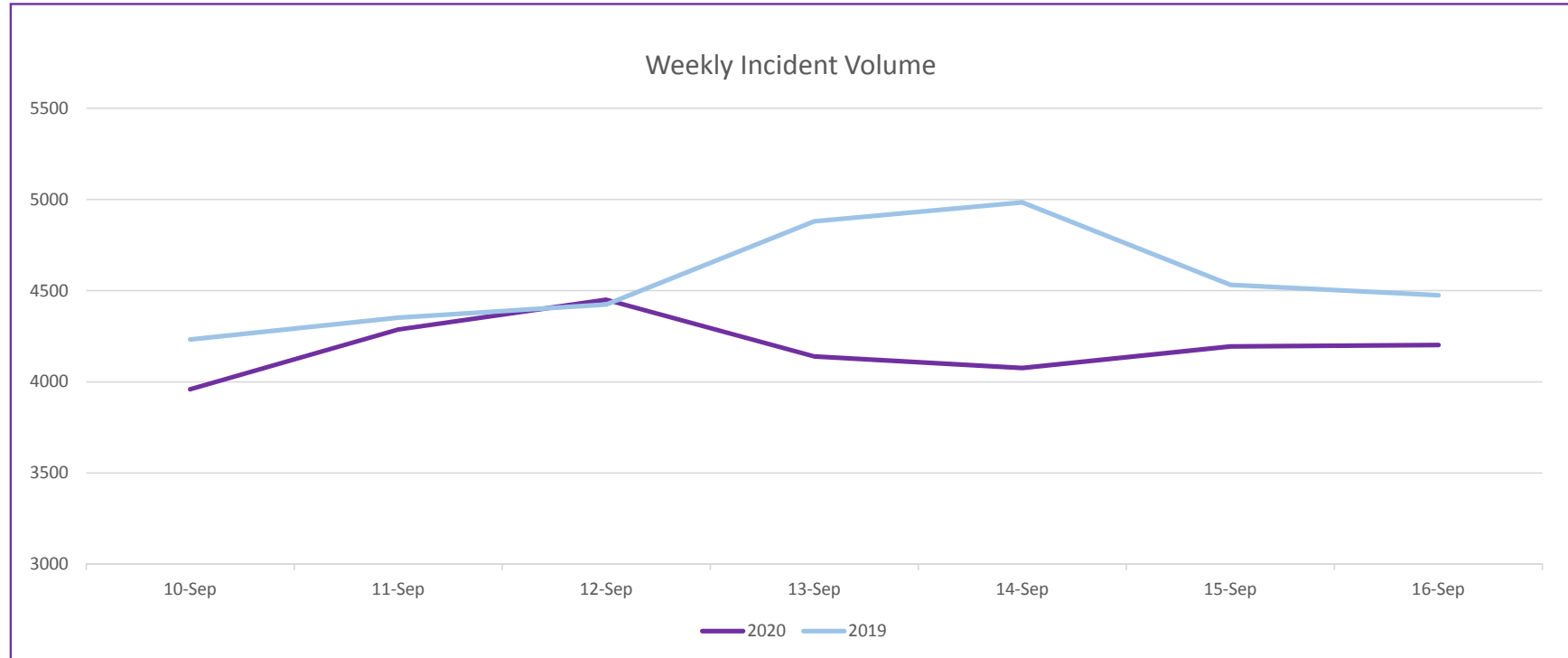
Total	Total																													March	19-Mar	20-Mar	21-Mar	22-Mar	23-Mar	24-Mar	25-Mar	26-Mar	27-Mar	28-Mar	29-Mar	30-Mar	31-Mar
2020 101 Ans	760149																													2020 101 Ans	3029	3362	3484	2852	4196	4755	4499	4510	4784	4169	3115	4977	4866
2020 999 Ans	308888																													2020 999 Ans	1904	2038	1929	1558	1311	1447	1336	1299	1471	1391	1302	1314	1259
April	01-Apr	02-Apr	03-Apr	04-Apr	05-Apr	06-Apr	07-Apr	08-Apr	09-Apr	10-Apr	11-Apr	12-Apr	13-Apr	14-Apr	15-Apr	16-Apr	17-Apr	18-Apr	19-Apr	20-Apr	21-Apr	22-Apr	23-Apr	24-Apr	25-Apr	26-Apr	27-Apr	28-Apr	29-Apr	30-Apr													
2020 101 Ans	4579	4550	4506	3753	3618	4935	4873	4663	4332	4954	4654	4394	4881	4846	4780	4861	4793	4874	4303	4856	4647	4728	4530	4910	5101	4311	4739	4647	4295	4494													
2020 999 Ans	1204	1145	1333	1440	1355	1272	1432	1312	1426	1545	1739	1386	1182	1232	1403	1238	1391	1406	1354	1248	1348	1408	1353	1752	1808	1231	1137	1090	1106	1082													
May	01-May	02-May	03-May	04-May	05-May	06-May	07-May	08-May	09-May	10-May	11-May	12-May	13-May	14-May	15-May	16-May	17-May	18-May	19-May	20-May	21-May	22-May	23-May	24-May	25-May	26-May	27-May	28-May	29-May	30-May	31-May												
2020 101 Ans	4884	5017	4069	4630	4340	4751	4665	5008	4865	3974	4764	4701	5205	4668	5080	4412	3898	4754	4576	4302	4235	4652	4131	3911	4600	4629	4563	4264	4260	3935	3626												
2020 999 Ans	1369	1509	1353	1257	1461	1761	1644	1670	1666	1240	1257	1135	1244	1344	1322	1510	1271	1295	1407	2185	1831	1500	1278	1325	1467	1613	1702	1961	2741	2936	2342												
June	01-Jun	02-Jun	03-Jun	04-Jun	05-Jun	06-Jun	07-Jun	08-Jun	09-Jun	10-Jun	11-Jun	12-Jun	13-Jun	14-Jun	15-Jun	16-Jun	17-Jun	18-Jun	19-Jun	20-Jun	21-Jun	22-Jun	23-Jun	24-Jun	25-Jun	26-Jun	27-Jun	28-Jun	29-Jun	30-Jun													
2020 101 Ans	4086	4376	4403	4289	4657	4411	3899	4568	4029	4315	4896	4974	4443	4086	4608	4947	5045	4538	4139	4441	3994	4691	4877	5084	4316	4677	4831	4033	4706	4569													
2020 999 Ans	2356	1791	1465	1470	1448	1819	1690	1637	1467	1070	1452	1629	1757	1902	1564	1646	1628	1805	2041	2493	1786	1321	1429	1720	2392	2085	2010	1593	1332	1518													
July	01-Jul	02-Jul	03-Jul	04-Jul	05-Jul	06-Jul	07-Jul	08-Jul	09-Jul	10-Jul	11-Jul	12-Jul	13-Jul	14-Jul	15-Jul	16-Jul	17-Jul	18-Jul	19-Jul	20-Jul	21-Jul	22-Jul	23-Jul	24-Jul	25-Jul	26-Jul	27-Jul	28-Jul	29-Jul	30-Jul	31-Jul												
2020 101 Ans	4357	4642	4623	4769	3902	4570	4099	4073	4323	4099	4313	3852	4237	3768	4000	4136	3941	3376	3242	4169	3879	3954	3971	4121	4013	3085	4384	3658	4309	3788	3760												
2020 999 Ans	1371	1502	1651	1764	1499	1662	1952	1666	1502	1907	2338	2128	1656	1631	1680	1856	2039	2696	2225	1751	1784	1613	1694	2064	2274	2434	1465	1860	1662	1664	2429												
August	01-Aug	02-Aug	03-Aug	04-Aug	05-Aug	06-Aug	07-Aug	08-Aug	09-Aug	10-Aug	11-Aug	12-Aug	13-Aug	14-Aug	15-Aug	16-Aug	17-Aug	18-Aug	19-Aug	20-Aug	21-Aug	22-Aug	23-Aug	24-Aug	25-Aug	26-Aug	27-Aug	28-Aug	29-Aug	30-Aug	31-Aug												
2020 101 Ans	2725	3005	3778	3637	4217	3821	3560	3656	3432	4204	4202	4428	3640	3996	3944	3508	4231	3921	3729	4074	4242	3524	3210	4130	4005	3461	4384	3658	4309	3788	3760												
2020 999 Ans	3060	2447	1922	1722	1516	2002	2423	2862	2641	1894	1899	2361	2280	2491	2814	2233	1654	1704	1903	1737	1959	2612	2151	1785	1491	1484	1465	1860	1662	1664	2429												
September	01-Sep	02-Sep	03-Sep	04-Sep	05-Sep	06-Sep	07-Sep	08-Sep	09-Sep	10-Sep	11-Sep	12-Sep	13-Sep	14-Sep	15-Sep	16-Sep																											
2020 101 Ans	4117	3859	3859	3763	3472	2921	2879	3579	4154	3555	3419	3456	3335	3528	3506	3690																											
2020 999 Ans	1414	1461	1461	1527	2016	2317	2241	1701	1527	1555	1923	1946	1937	1820	1919	1746																											

No figures should be considered as Official Police Statistics. These may not yet have been verified or validated.

OFFICIAL



## Weekly Incident Demand (10<sup>th</sup> – 16<sup>th</sup> September 2020)



	10-Sep	11-Sep	12-Sep	13-Sep	14-Sep	15-Sep	16-Sep	Total
2020	3959	4287	4450	4139	4076	4194	4202	<b>29307</b>
2019	4232	4352	4424	4880	4984	4532	4475	<b>31879</b>

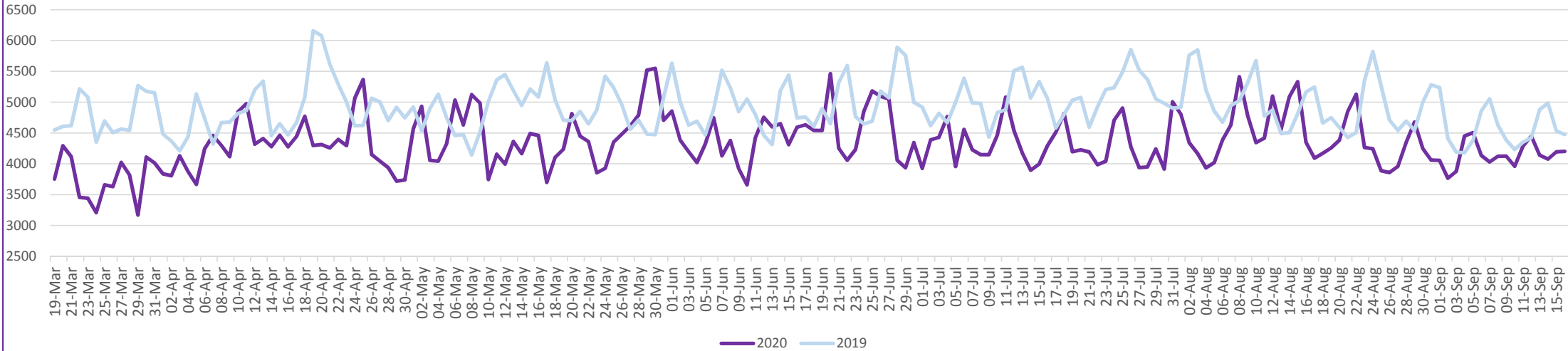
No figures should be considered as Official Police Statistics. These may not yet have been verified or validated.

OFFICIAL



# Cumulative Incident Demand (19<sup>th</sup> March – 16<sup>th</sup> September 2020)

Incident Volume



Total	Total																															March	19-Mar	20-Mar	21-Mar	22-Mar	23-Mar	24-Mar	25-Mar	26-Mar	27-Mar	28-Mar	29-Mar	30-Mar	31-Mar												
2020	<b>788480</b>																															2020	3752	4293	4117	3455	3443	3207	3659	3631	4023	3819	3169	4109	4014												
2019	<b>893914</b>																															2019	4549	4606	4618	5217	5082	4351	4695	4507	4564	4544	5270	5176	5152												
April	01-Apr	02-Apr	03-Apr	04-Apr	05-Apr	06-Apr	07-Apr	08-Apr	09-Apr	10-Apr	11-Apr	12-Apr	13-Apr	14-Apr	15-Apr	16-Apr	17-Apr	18-Apr	19-Apr	20-Apr	21-Apr	22-Apr	23-Apr	24-Apr	25-Apr	26-Apr	27-Apr	28-Apr	29-Apr	30-Apr																											
2020	3837	3806	4130	3874	3666	4242	4458	4298	4117	4844	4974	4319	4408	4277	4462	4276	4444	4771	4296	4312	4258	4395	4296	5067	5366	4150	4042	3937	3719	3738																											
2019	4482	4368	4209	4436	5134	4738	4321	4668	4676	4818	4863	5202	5340	4457	4651	4470	4668	5079	6157	6080	5611	5292	5004	4617	4622	5063	5002	4701	4915	4747																											
May	01-May	02-May	03-May	04-May	05-May	06-May	07-May	08-May	09-May	10-May	11-May	12-May	13-May	14-May	15-May	16-May	17-May	18-May	19-May	20-May	21-May	22-May	23-May	24-May	25-May	26-May	27-May	28-May	29-May	30-May	31-May																										
2020	4568	4932	4056	4042	4324	5033	4631	5122	4986	3746	4155	3995	4363	4164	4492	4458	3697	4104	4237	4814	4447	4360	3854	3927	4350	4481	4613	4787	5520	5547	4706																										
2019	4921	4539	4896	5130	4749	4458	4474	4144	4516	5012	5361	5445	5189	4946	5213	5083	5637	5037	4707	4701	4851	4647	4873	5420	5236	4957	4559	4708	4482	4473	5074																										
June	01-Jun	02-Jun	03-Jun	04-Jun	05-Jun	06-Jun	07-Jun	08-Jun	09-Jun	10-Jun	11-Jun	12-Jun	13-Jun	14-Jun	15-Jun	16-Jun	17-Jun	18-Jun	19-Jun	20-Jun	21-Jun	22-Jun	23-Jun	24-Jun	25-Jun	26-Jun	27-Jun	28-Jun	29-Jun	30-Jun																											
2020	4854	4383	4197	4021	4321	4747	4130	4377	3922	3658	4421	4754	4599	4651	4311	4593	4632	4542	4540	5462	4252	4057	4232	4849	5182	5094	5051	4058	3936	4345																											
2019	5632	5002	4626	4689	4469	4882	5515	5233	4847	5051	4801	4464	4312	5186	5438	4746	4759	4603	4895	4650	5317	5594	4766	4647	4690	5180	5071	5889	5759	4996																											
July	01-Jul	02-Jul	03-Jul	04-Jul	05-Jul	06-Jul	07-Jul	08-Jul	09-Jul	10-Jul	11-Jul	12-Jul	13-Jul	14-Jul	15-Jul	16-Jul	17-Jul	18-Jul	19-Jul	20-Jul	21-Jul	22-Jul	23-Jul	24-Jul	25-Jul	26-Jul	27-Jul	28-Jul	29-Jul	30-Jul	31-Jul																										
2020	3924	4388	4430	4765	3956	4557	4228	4148	4148	4464	5082	4537	4174	3895	3995	4292	4509	4815	4197	4225	4192	3985	4041	4706	4904	4276	3937	3948	4240	3915	5005																										
2019	4918	4618	4819	4668	4995	5388	4988	4980	4432	4831	4877	5511	5565	5067	5332	5061	4581	4801	5032	5076	4591	4922	5203	5235	5489	5853	5519	5368	5052	4979	4902																										
August	01-Aug	02-Aug	03-Aug	04-Aug	05-Aug	06-Aug	07-Aug	08-Aug	09-Aug	10-Aug	11-Aug	12-Aug	13-Aug	14-Aug	15-Aug	16-Aug	17-Aug	18-Aug	19-Aug	20-Aug	21-Aug	22-Aug	23-Aug	24-Aug	25-Aug	26-Aug	27-Aug	28-Aug	29-Aug	30-Aug	31-Aug																										
2020	4804	4342	4167	3934	4019	4388	4630	5412	4783	4344	4417	5099	4554	5087	5331	4348	4091	4171	4258	4382	4848	5127	4264	4244	3888	3858	3958	4347	4677	4246	4059																										
2019	4917	5761	5847	5195	4855	4674	4946	5020	5314	5673	4774	4872	4490	4505	4812	5165	5245	4660	4748	4590	4428	4507	5350	5821	5265	4712	4542	4692	4541	4998	5281																										
Sept	01-Sep	02-Sep	03-Sep	04-Sep	05-Sep	06-Sep	07-Sep	08-Sep	09-Sep	10-Sep	11-Sep	12-Sep	13-Sep	14-Sep	15-Sep	16-Sep																																									
2020	4055	3766	3877	4451	4505	4135	4029	4123	4125	3959	4287	4450	4139	4076	4194	4202																																									
2019	5235	4408	4189	4177	4381	4858	5054	4626	4385	4232	4352	4424	4880	4984	4532	4475																																									

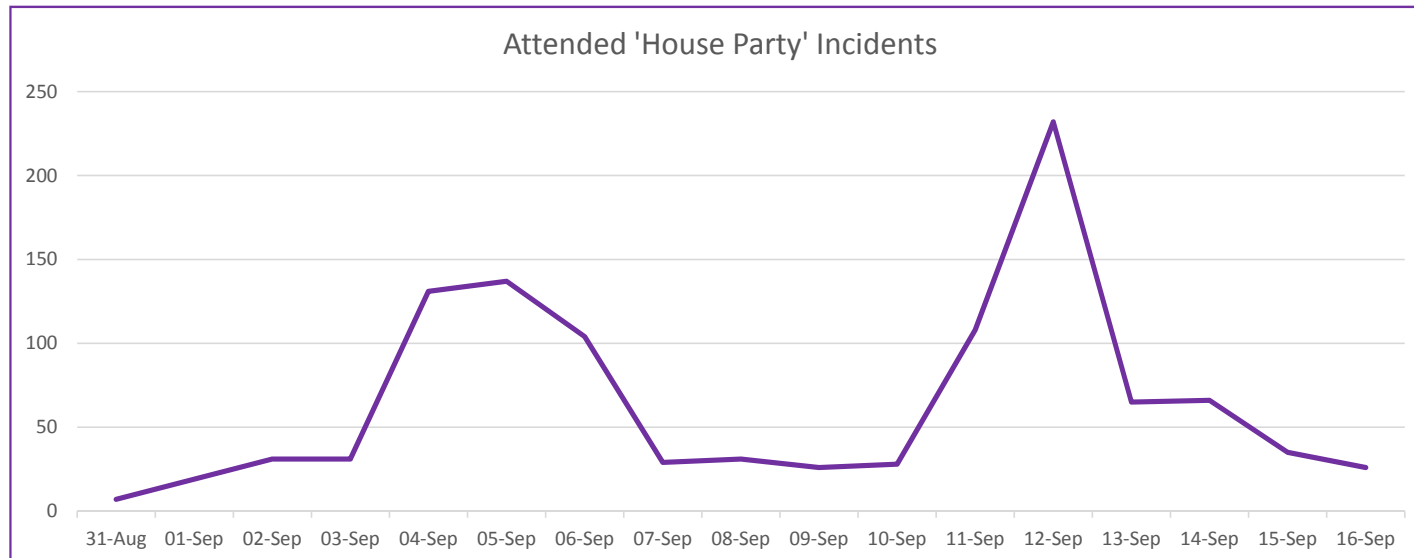
Note: No figures should be considered as Official Police Statistics. These may not yet have been verified or validated.

OFFICIAL



## Incident Demand – House Gatherings (31<sup>st</sup> August – 16<sup>th</sup> September 2020)

From Friday 28<sup>th</sup> August 2020, additional monitoring of ‘house party’ incidents has taken place. This will be reported weekly going forward.



### Attended 'House Party' Incidents

31-Aug	01-Sep	02-Sep	03-Sep	04-Sep	05-Sep	06-Sep	07-Sep	08-Sep	09-Sep	10-Sep	11-Sep	12-Sep	13-Sep	14-Sep	15-Sep	16-Sep	Total
7	19	31	31	131	137	104	29	31	26	28	108	232	65	66	35	26	<b>1106</b>

### Parties Dispersed

31-Aug	01-Sep	02-Sep	03-Sep	04-Sep	05-Sep	06-Sep	07-Sep	08-Sep	09-Sep	10-Sep	11-Sep	12-Sep	13-Sep	14-Sep	15-Sep	16-Sep	Total
7	19	3	5	37	22	15	7	3	9	8	19	58	14	6	23	8	<b>263</b>

### Enforcement Activity

	31-Aug	01-Sep	02-Sep	03-Sep	04-Sep	05-Sep	06-Sep	07-Sep	08-Sep	09-Sep	10-Sep	11-Sep	12-Sep	13-Sep	14-Sep	15-Sep	16-Sep	Total
FPNs	0	0	0	0	17	3	2	0	1	0	0	1	1	0	6	6	0	<b>37</b>
Charges	0	0	0	1	0	0	2	0	1	1	0	1	1	0	0	1	0	<b>8</b>

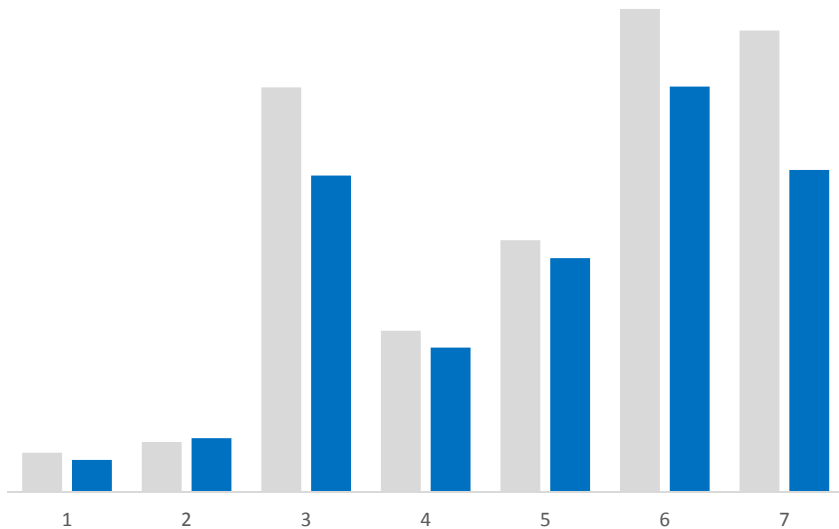
Note: No figures should be considered as Official Police Statistics. These may not yet have been verified or validated.



# Weekly Crime Demand (7<sup>th</sup> September – 13<sup>th</sup> September 2020)

Weekly Crime by Group

■ 2019/20 ■ 2020/21

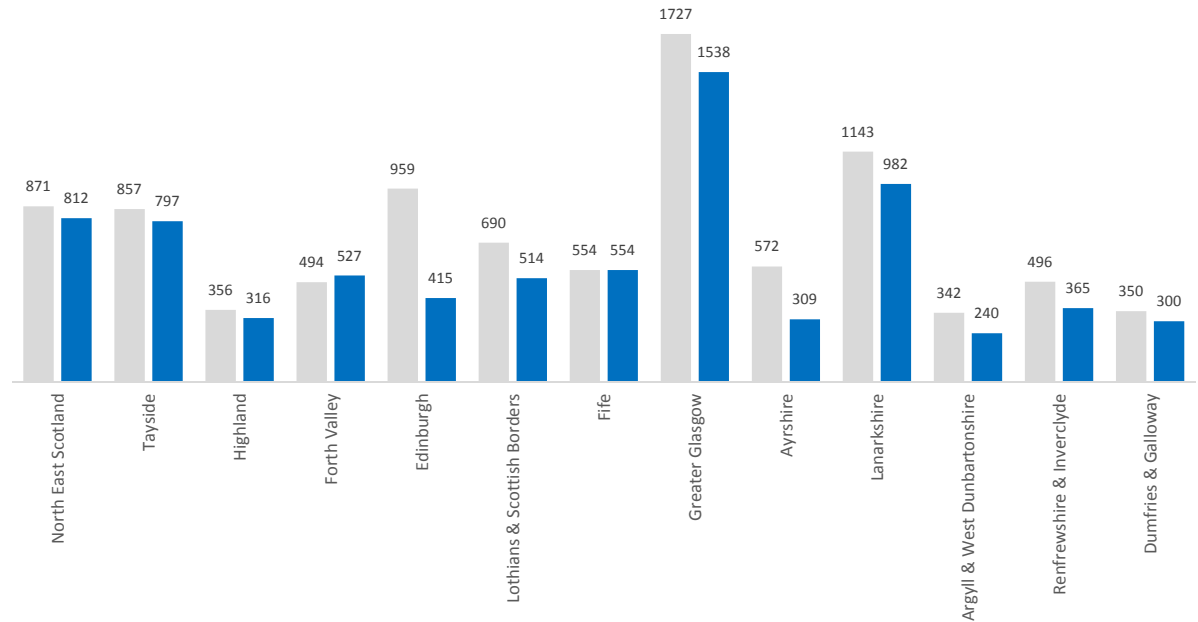


Crime Group	1	2	3	4	5	6	7	Total
2019/20	201	256	2056	820	1280	2454	2344	<b>9411</b>
2020/21	165	275	1608	735	1189	2060	1637	<b>7669</b>

More information regarding Crime Groups can be found [via this link](#)

Weekly Crime by Division

■ 2019/20 ■ 2020/21



All Crime Groups (with the exception of Group 2) show a decrease in volume when the preceding weeks volume is compared to the same period in 2019. Most divisions this week have noted a decrease in crime volumes, with the exception of Forth Valley which has noted a small increase in crime volume and Fife which has remained static.

No figures should be considered as Official Police Statistics. These may not yet have been verified or validated.

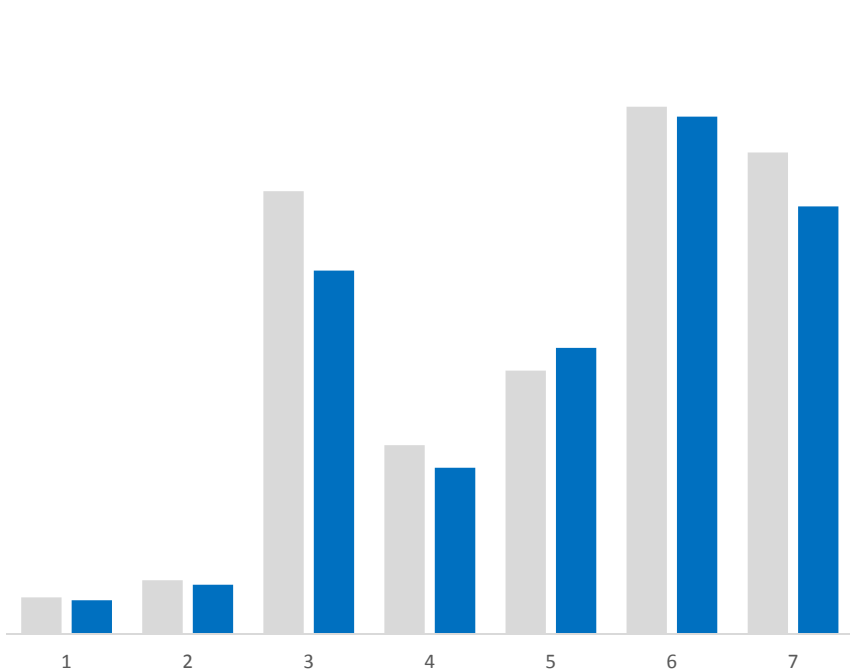
OFFICIAL



# Cumulative Crime Demand (9<sup>th</sup> March – 13<sup>th</sup> September 2020)

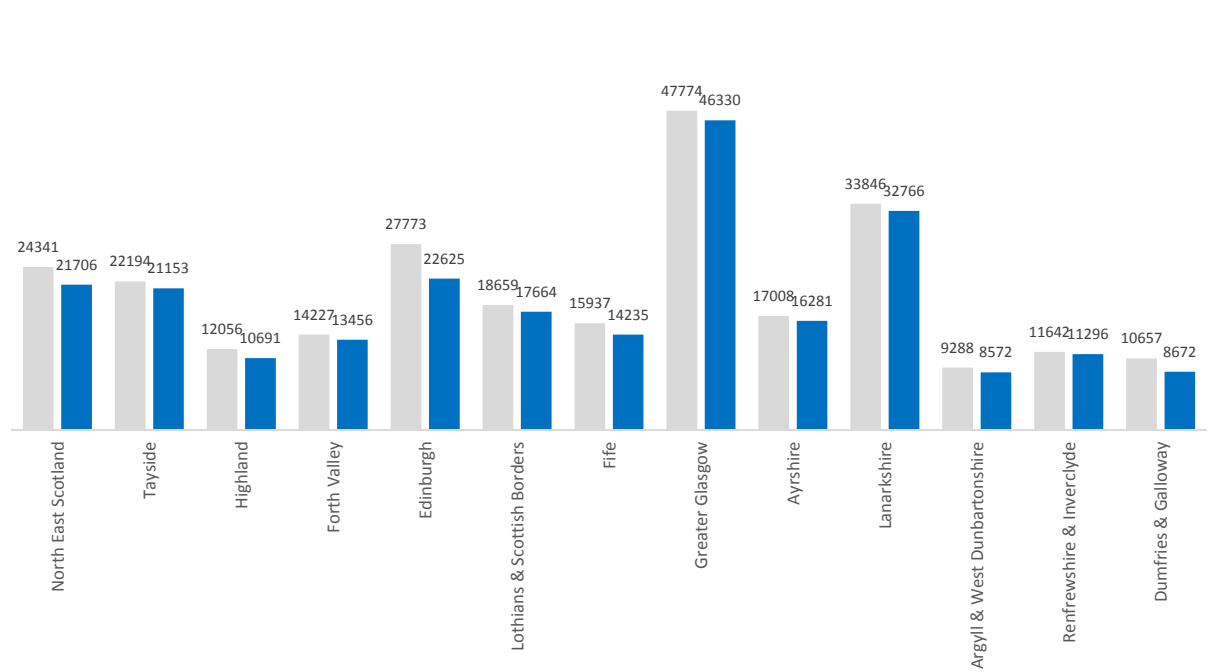
Total Crime by Group

■ 2019/20 ■ 2020/21



Total Crime by Division

■ 2019/20 ■ 2020/21



Crime Group	1	2	3	4	5	6	7	Total
2019/20	4910	7197	58901	25144	35058	70144	64048	<b>265402</b>
2020/21	4543	6603	48354	22150	38088	68814	56895	<b>245447</b>

All Crime Groups (with the exception of Group 5) show a decrease in volume when compared to the same period in 2019. All Divisions continue to show a cumulative decrease in volume when compared to the same time period in 2019.

More information regarding Crime Groups can be found [via this link](#)

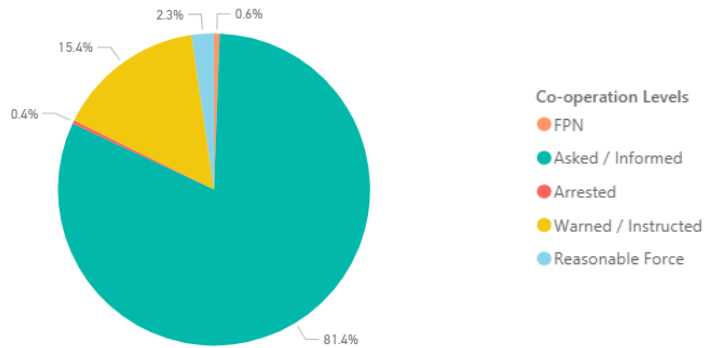
No figures should be considered as Official Police Statistics. These may not yet have been verified or validated.

OFFICIAL

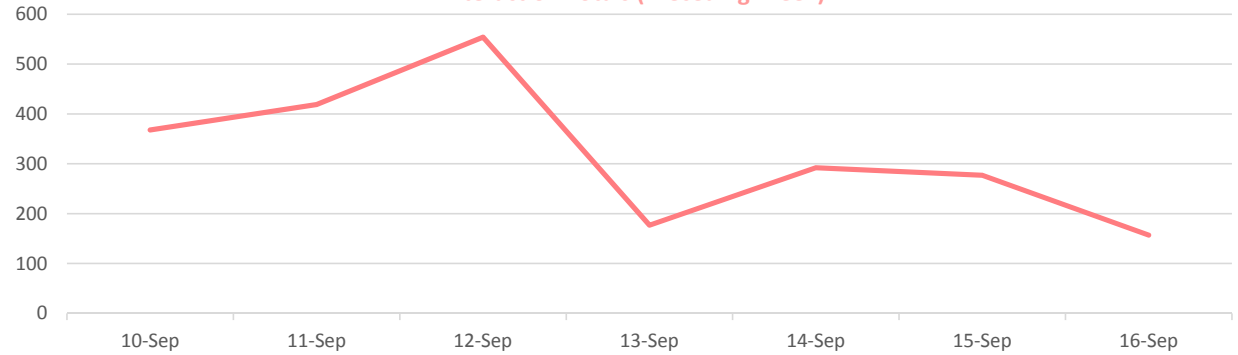


# Weekly Legislation Co-operation (10<sup>th</sup> – 16<sup>th</sup> September 2020)

### Weekly Cooperation Levels

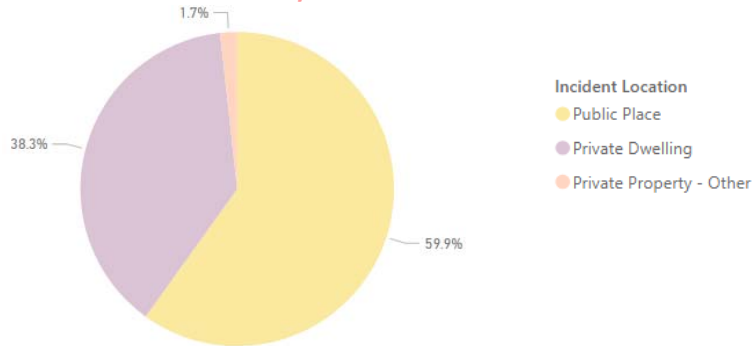


### Interaction Totals (Preceding Week)

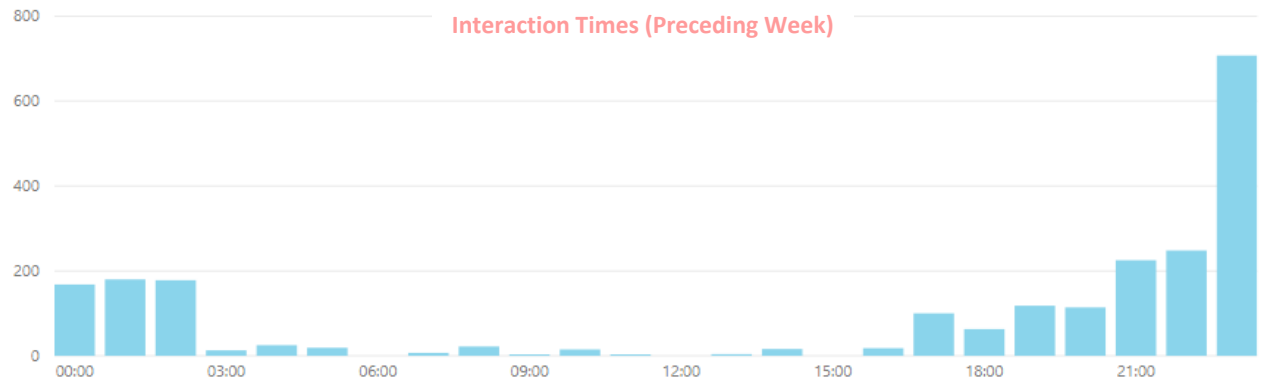


An 'interaction' is any instance where a Police Officer has reason to engage with a person who is not conforming with Legislation. Only when all efforts to encourage co-operation fail will Police Officers resort to enforcement.

### Weekly Intervention Locations



### Interaction Times (Preceding Week)



In response to the introduction of The Health Protection (Coronavirus) (Restrictions) (Scotland) Regulations 2020 and Coronavirus Act 2020, Police Scotland developed a 'Coronavirus Interventions' (CVI) recording system. This system allowed Police Scotland to begin gathering data in relation to the public co-operation levels with the new legislation. This system relies on Police Officers manually updating the system with the co-operation level when they encounter an individual in contravention of the new legislation.

**Due to the manual input required to form this data set, the contents of this slide are indicative only. Actual figures will differ from those recorded on Crime Systems (please see slide 11), may be subject to change, and cannot be considered Official Police Statistics. They do provide an indication of the public co-operation levels across Scotland.**

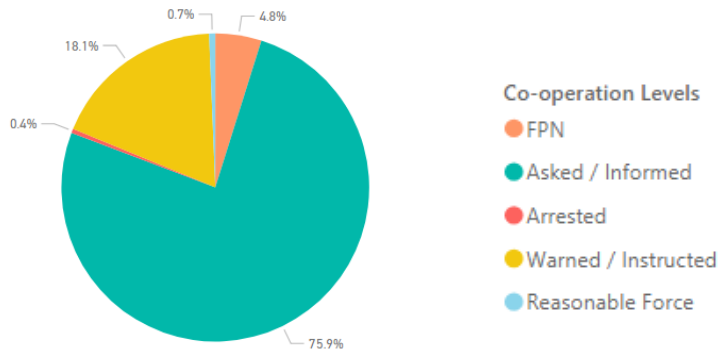
No figures should be considered as Official Police Statistics. These may not yet have been verified or validated.

OFFICIAL

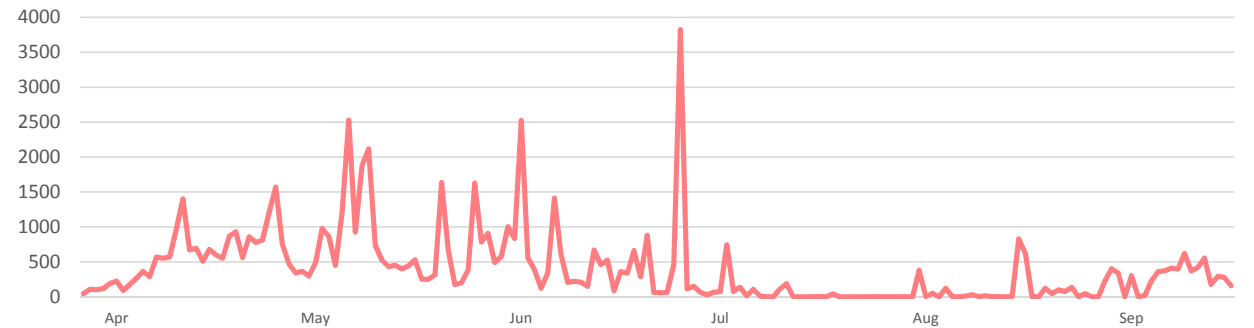


# Coronavirus Legislation Co-operation (27<sup>th</sup> March – 16<sup>th</sup> September 2020)

### All Time Cooperation Levels

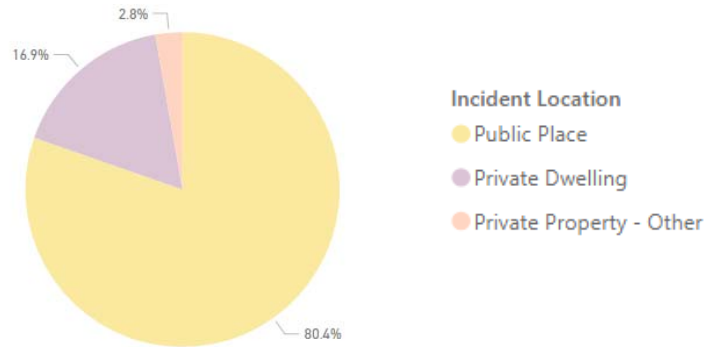


### Interaction Totals (All Time)

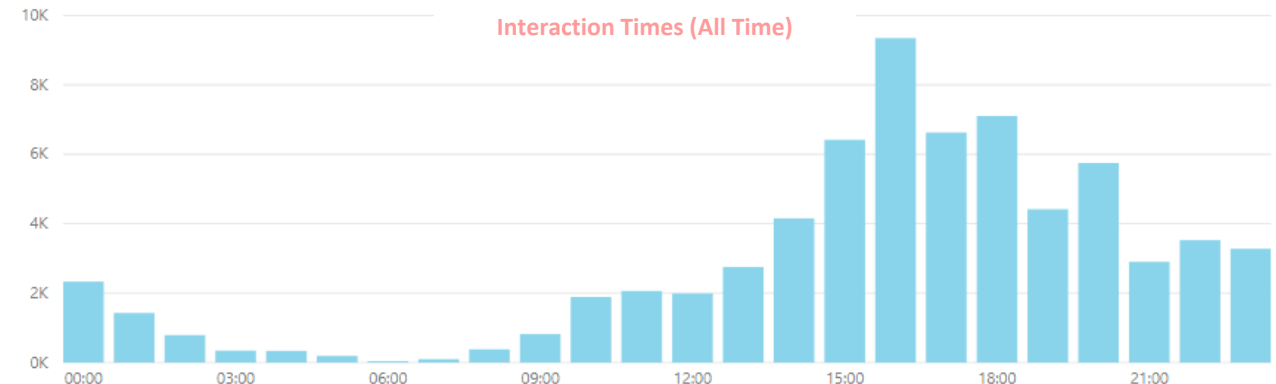


An 'interaction' is any instance where a Police Officer has reason to engage with a person who is not conforming with Legislation. Only when all efforts to encourage co-operation fail will Police Officers resort to enforcement.

### All Time Intervention Locations



### Interaction Times (All Time)



In response to the introduction of The Health Protection (Coronavirus) (Restrictions) (Scotland) Regulations 2020 and Coronavirus Act 2020, Police Scotland developed a 'Coronavirus Interventions' (CVI) recording system. This system allowed Police Scotland to begin gathering data in relation to the public co-operation levels with the new legislation. This system relies on Police Officers manually updating the system with the co-operation level when they encounter an individual in contravention of the new legislation.

**Due to the manual input required to form this data set, the contents of this slide are indicative only. Actual figures will differ from those recorded on Crime Systems (please see slide 11), may be subject to change, and cannot be considered Official Police Statistics. They do provide an indication of the public co-operation levels across Scotland.**

No figures should be considered as Official Police Statistics. These may not yet have been verified or validated.

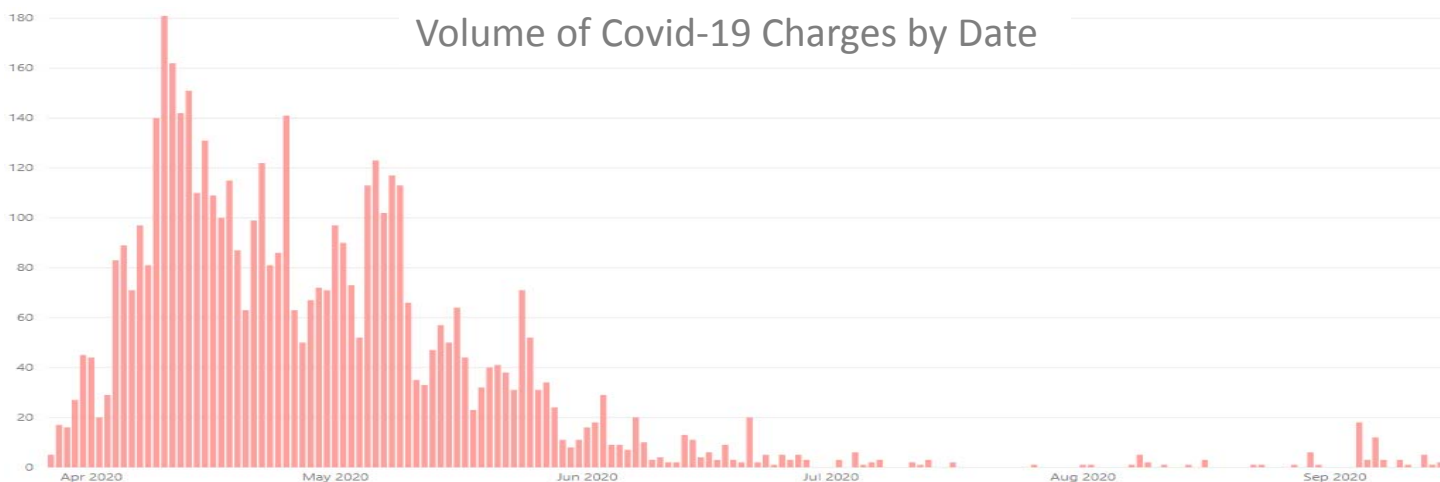
OFFICIAL





# 'Enforcement' of Coronavirus specific legislation

The following is a summary of all 'enforcement' action in relation to both The Health Protection (Coronavirus) (Restrictions) (Scotland) Regulations 2020 and Coronavirus Act 2020. This includes all Fixed Penalty Notices issued and processed by Police Scotland. It also includes all occasions that a charge was labelled and recorded on Police Scotland's Crime Recording System against a person in relation to the aforementioned legislation. This is a true value of the volume of recorded 'enforcement' activity, but does not provide the granularity of the Coronavirus Intervention (CVI) recording system and does not capture the earlier phases of the '4 E's' approach. These values remain subject to change as offences are retrospectively added or amended and do not match the indicative 'enforcement' values from the CVI recording system.



Total	Total																									March	27-Mar	28-Mar	29-Mar	30-Mar	31-Mar
2020	<b>5018</b>																									2020	5	17	16	27	45
April	01-Apr	02-Apr	03-Apr	04-Apr	05-Apr	06-Apr	07-Apr	08-Apr	09-Apr	10-Apr	11-Apr	12-Apr	13-Apr	14-Apr	15-Apr	16-Apr	17-Apr	18-Apr	19-Apr	20-Apr	21-Apr	22-Apr	23-Apr	24-Apr	25-Apr	26-Apr	27-Apr	28-Apr	29-Apr	30-Apr	
2020	44	20	29	83	89	71	97	81	140	181	162	142	151	110	131	109	100	115	87	63	99	122	81	86	141	63	50	67	72	71	
May	01-May	02-May	03-May	04-May	05-May	06-May	07-May	08-May	09-May	10-May	11-May	12-May	13-May	14-May	15-May	16-May	17-May	18-May	19-May	20-May	21-May	22-May	23-May	24-May	25-May	26-May	27-May	28-May	29-May	30-May	31-May
2020	97	90	73	52	113	123	102	117	113	66	35	33	47	57	50	64	44	23	32	40	41	38	31	71	52	31	34	24	11	8	11
June	01-Jun	02-Jun	03-Jun	04-Jun	05-Jun	06-Jun	07-Jun	08-Jun	09-Jun	10-Jun	11-Jun	12-Jun	13-Jun	14-Jun	15-Jun	16-Jun	17-Jun	18-Jun	19-Jun	20-Jun	21-Jun	22-Jun	23-Jun	24-Jun	25-Jun	26-Jun	27-Jun	28-Jun	29-Jun	30-Jun	
2020	16	18	29	9	9	7	20	10	3	4	2	2	13	11	4	6	3	9	3	2	20	2	5	1	5	3	5	3	0	0	
July	01-Jul	02-Jul	03-Jul	04-Jul	05-Jul	06-Jul	07-Jul	08-Jul	09-Jul	10-Jul	11-Jul	12-Jul	13-Jul	14-Jul	15-Jul	16-Jul	17-Jul	18-Jul	19-Jul	20-Jul	21-Jul	22-Jul	23-Jul	24-Jul	25-Jul	26-Jul	27-Jul	28-Jul	29-Jul	30-Jul	31-Jul
2020	0	3	0	6	1	2	3	0	0	0	2	1	3	0	0	2	0	0	0	0	0	0	0	0	0	0	1	0	0	0	0
August	01-Aug	02-Aug	03-Aug	04-Aug	05-Aug	06-Aug	07-Aug	08-Aug	09-Aug	10-Aug	11-Aug	12-Aug	13-Aug	14-Aug	15-Aug	16-Aug	17-Aug	18-Aug	19-Aug	20-Aug	21-Aug	22-Aug	23-Aug	24-Aug	25-Aug	26-Aug	27-Aug	28-Aug	29-Aug	30-Aug	31-Aug
2020	1	1	0	0	0	0	1	5	2	0	1	0	0	1	0	3	0	0	0	0	0	1	1	0	0	0	1	0	6	1	0
Sept	01-Sep	02-Sep	03-Sep	04-Sep	05-Sep	06-Sep	07-Sep	08-Sep	09-Sep	10-Sep	11-Sep	12-Sep	13-Sep	14-Sep	15-Sep	16-Sep															
2020	0	0	0	18	3	12	3	0	3	1	0	5	1	2	4	3															

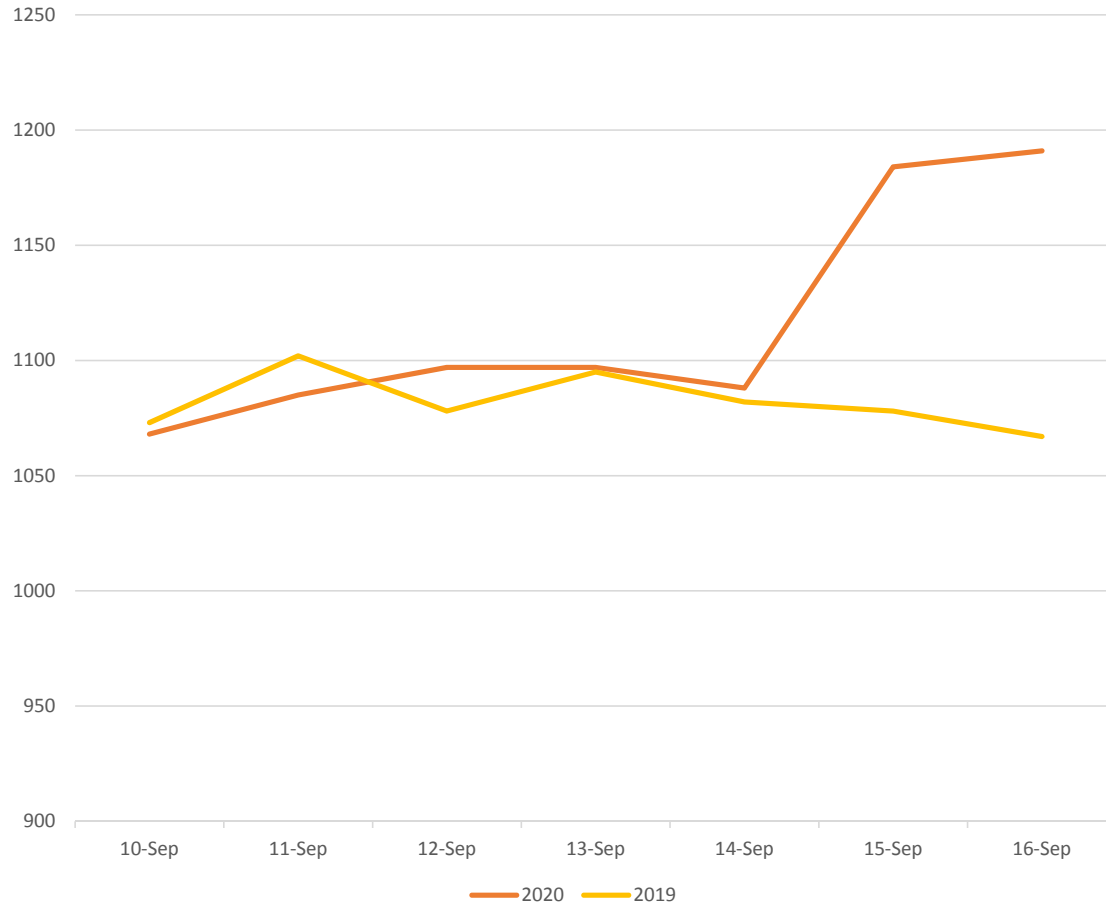
No figures should be considered as Official Police Statistics. These may not yet have been verified or validated.

OFFICIAL



## Weekly Absence (10<sup>th</sup> – 16<sup>th</sup> September 2020)

Weekly Absence Levels Line Graph – Comparison of 2019 to 2020



### Police Scotland Current Absences

16th Sept 2020	No.	Change from same day previous week	Change from same day previous week (%)
<b>COVID-19</b>	309	+134	+77%
<b>Total Absences</b>	1191	+145	+14%

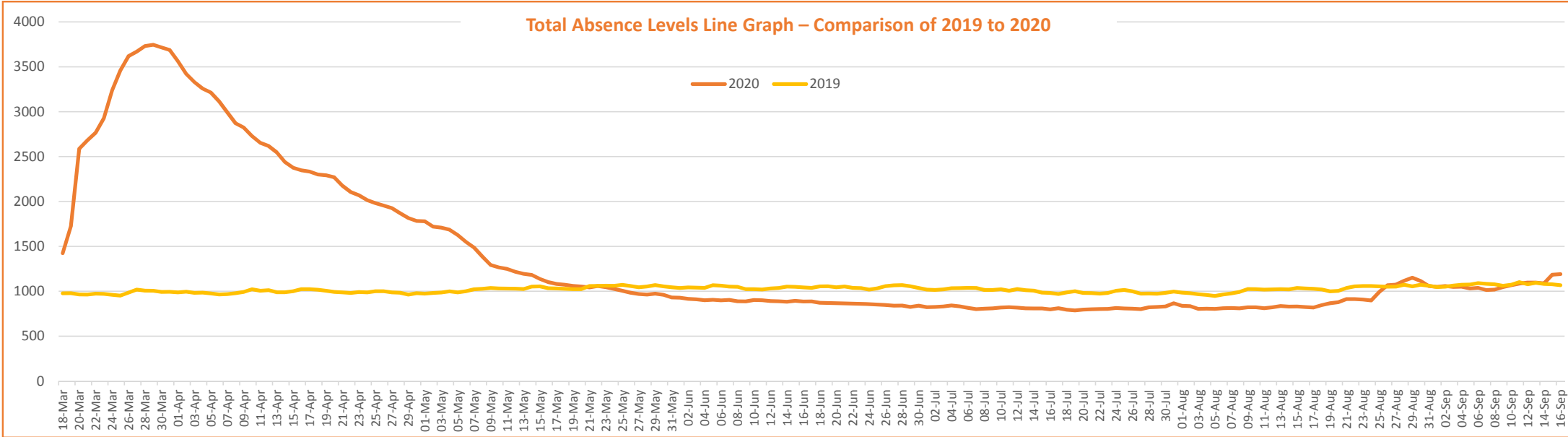
Date	10-Sep	11-Sep	12-Sep	13-Sep	14-Sep	15-Sep	16-Sep
<b>2020</b>	1068	1085	1097	1097	1088	1184	1191
<b>2019</b>	1073	1102	1078	1095	1082	1078	1067

No figures should be considered as Official Police Statistics. These may not yet have been verified or validated.

OFFICIAL



# Total Absence (18<sup>th</sup> March – 16<sup>th</sup> September 2020)



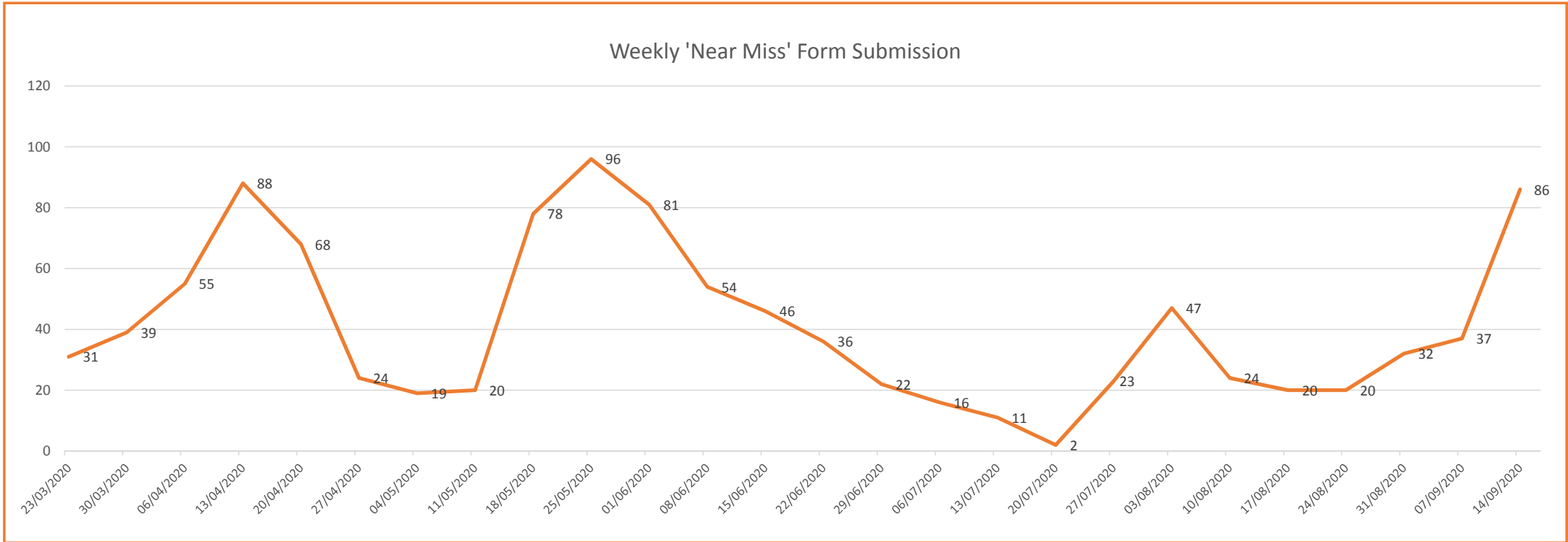
	March	18-Mar	19-Mar	20-Mar	21-Mar	22-Mar	23-Mar	24-Mar	25-Mar	26-Mar	27-Mar	28-Mar	29-Mar	30-Mar	31-Mar																
<b>2020</b>	1424	1725	2587	2681	2765	2926	3238	3460	3619	3669	3731	3745	3716	3688																	
<b>2019</b>	977	979	964	963	973	971	961	951	985	1018	1007	1006	993	994																	
<b>April</b>	<b>01-Apr</b>	<b>02-Apr</b>	<b>03-Apr</b>	<b>04-Apr</b>	<b>05-Apr</b>	<b>06-Apr</b>	<b>07-Apr</b>	<b>08-Apr</b>	<b>09-Apr</b>	<b>10-Apr</b>	<b>11-Apr</b>	<b>12-Apr</b>	<b>13-Apr</b>	<b>14-Apr</b>	<b>15-Apr</b>	<b>16-Apr</b>	<b>17-Apr</b>	<b>18-Apr</b>	<b>19-Apr</b>	<b>20-Apr</b>	<b>21-Apr</b>	<b>22-Apr</b>	<b>23-Apr</b>	<b>24-Apr</b>	<b>25-Apr</b>	<b>26-Apr</b>	<b>27-Apr</b>	<b>28-Apr</b>	<b>29-Apr</b>	<b>30-Apr</b>	
<b>2020</b>	3562	3421	3330	3258	3214	3114	2992	2871	2823	2730	2653	2619	2548	2440	2376	2347	2333	2301	2292	2268	2175	2105	2069	2015	1981	1954	1926	1870	1815	1783	
<b>2019</b>	987	995	983	985	976	965	968	978	993	1022	1006	1012	989	989	1000	1024	1024	1017	1006	993	988	981	992	988	1000	1000	988	984	963	978	
<b>May</b>	<b>01-May</b>	<b>02-May</b>	<b>03-May</b>	<b>04-May</b>	<b>05-May</b>	<b>06-May</b>	<b>07-May</b>	<b>08-May</b>	<b>09-May</b>	<b>10-May</b>	<b>11-May</b>	<b>12-May</b>	<b>13-May</b>	<b>14-May</b>	<b>15-May</b>	<b>16-May</b>	<b>17-May</b>	<b>18-May</b>	<b>19-May</b>	<b>20-May</b>	<b>21-May</b>	<b>22-May</b>	<b>23-May</b>	<b>24-May</b>	<b>25-May</b>	<b>26-May</b>	<b>27-May</b>	<b>28-May</b>	<b>29-May</b>	<b>30-May</b>	<b>31-May</b>
<b>2020</b>	1779	1720	1709	1686	1626	1550	1486	1385	1293	1266	1249	1217	1194	1182	1137	1102	1081	1072	1060	1053	1043	1058	1046	1026	1006	984	970	963	974	960	931
<b>2019</b>	973	981	986	999	987	1000	1022	1027	1037	1032	1030	1029	1025	1052	1054	1034	1031	1028	1023	1058	1060	1062	1062	1061	1071	1058	1044	1053	1069	1055	1044
<b>June</b>	<b>01-Jun</b>	<b>02-Jun</b>	<b>03-Jun</b>	<b>04-Jun</b>	<b>05-Jun</b>	<b>06-Jun</b>	<b>07-Jun</b>	<b>08-Jun</b>	<b>09-Jun</b>	<b>10-Jun</b>	<b>11-Jun</b>	<b>12-Jun</b>	<b>13-Jun</b>	<b>14-Jun</b>	<b>15-Jun</b>	<b>16-Jun</b>	<b>17-Jun</b>	<b>18-Jun</b>	<b>19-Jun</b>	<b>20-Jun</b>	<b>21-Jun</b>	<b>22-Jun</b>	<b>23-Jun</b>	<b>24-Jun</b>	<b>25-Jun</b>	<b>26-Jun</b>	<b>27-Jun</b>	<b>28-Jun</b>	<b>29-Jun</b>	<b>30-Jun</b>	
<b>2020</b>	929	915	910	900	905	899	904	889	887	903	900	891	888	883	894	886	887	872	868	869	864	861	861	857	853	845	840	841	825	839	
<b>2019</b>	1037	1043	1041	1038	1067	1062	1052	1049	1023	1023	1020	1032	1036	1052	1049	1043	1038	1054	1056	1044	1053	1038	1035	1035	1019	1033	1057	1066	1069	1056	1036
<b>July</b>	<b>01-Jul</b>	<b>02-Jul</b>	<b>03-Jul</b>	<b>04-Jul</b>	<b>05-Jul</b>	<b>06-Jul</b>	<b>07-Jul</b>	<b>08-Jul</b>	<b>09-Jul</b>	<b>10-Jul</b>	<b>11-Jul</b>	<b>12-Jul</b>	<b>13-Jul</b>	<b>14-Jul</b>	<b>15-Jul</b>	<b>16-Jul</b>	<b>17-Jul</b>	<b>18-Jul</b>	<b>19-Jul</b>	<b>20-Jul</b>	<b>21-Jul</b>	<b>22-Jul</b>	<b>23-Jul</b>	<b>24-Jul</b>	<b>25-Jul</b>	<b>26-Jul</b>	<b>27-Jul</b>	<b>28-Jul</b>	<b>29-Jul</b>	<b>30-Jul</b>	<b>31-Jul</b>
<b>2020</b>	823	826	831	842	832	815	801	806	810	819	823	818	810	809	808	798	811	794	787	796	800	802	804	814	809	806	801	821	826	831	867
<b>2019</b>	1019	1015	1021	1034	1035	1038	1036	1015	1015	1022	1006	1025	1012	1007	985	981	970	987	1001	981	980	974	981	1005	1015	999	974	975	972	983	996
<b>August</b>	<b>01-Aug</b>	<b>02-Aug</b>	<b>03-Aug</b>	<b>04-Aug</b>	<b>05-Aug</b>	<b>06-Aug</b>	<b>07-Aug</b>	<b>08-Aug</b>	<b>09-Aug</b>	<b>10-Aug</b>	<b>11-Aug</b>	<b>12-Aug</b>	<b>13-Aug</b>	<b>14-Aug</b>	<b>15-Aug</b>	<b>16-Aug</b>	<b>17-Aug</b>	<b>18-Aug</b>	<b>19-Aug</b>	<b>20-Aug</b>	<b>21-Aug</b>	<b>22-Aug</b>	<b>23-Aug</b>	<b>24-Aug</b>	<b>25-Aug</b>	<b>26-Aug</b>	<b>27-Aug</b>	<b>28-Aug</b>	<b>29-Aug</b>	<b>30-Aug</b>	<b>31-Aug</b>
<b>2020</b>	838	835	804	806	804	811	814	810	822	822	811	821	836	829	830	824	819	846	866	878	913	913	908	898	994	1067	1074	1116	1151	1115	1059
<b>2019</b>	985	979	967	959	948	964	976	993	1025	1023	1019	1021	1023	1021	1037	1031	1027	1020	999	1004	1036	1054	1059	1058	1055	1051	1052	1072	1054	1072	1061
<b>Sept</b>	<b>01-Sep</b>	<b>02-Sep</b>	<b>03-Sep</b>	<b>04-Sep</b>	<b>05-Sep</b>	<b>06-Sep</b>	<b>07-Sep</b>	<b>08-Sep</b>	<b>09-Sep</b>	<b>10-Sep</b>	<b>11-Sep</b>	<b>12-Sep</b>	<b>13-Sep</b>	<b>14-Sep</b>	<b>15-Sep</b>	<b>16-Sep</b>															
<b>2020</b>	1050	1059	1048	1051	1031	1038	1013	1018	1046	1068	1085	1097	1097	1088	1184	1191															
<b>2019</b>	1047	1051	1063	1073	1075	1090	1083	1078	1061	1073	1102	1078	1095	1082	1078	1067															

No figures should be considered as Official Police Statistics. These may not yet have been verified or validated.

OFFICIAL



## Near Miss and Testing Data (w/e 23<sup>rd</sup> March – 14<sup>th</sup> September 2020)



'Near miss' forms in the context of the pandemic situation may be submitted for a variety of reasons. i.e. when officers are potentially exposed to: COVID-19 whilst not wearing PPE, where PPE malfunctions, or in any other instance an officer feels a risk to themselves in a specific occurrence relating to COVID-19.

This can occur due to the reactive nature of policing, as well as being influenced by training levels and supply of PPE. This number of 'Near Miss' weekly submissions has increased from the previous week.

The amount of forms submitted continues to be attributable to the process for requesting an asymptomatic COVID-19 screening test due to an occupational risk, requiring the submission of a 'near miss' form. Many of the reports would not have been submitted without this requirement. The number of incidents where a lack of PPE is identified has not risen.

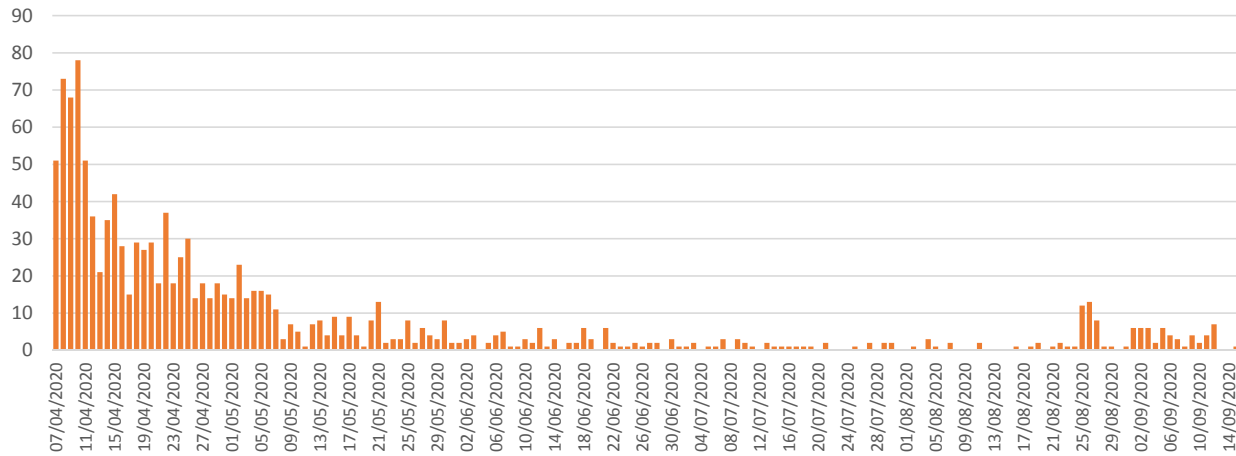
No figures should be considered as Official Police Statistics. These may not yet have been verified or validated.

OFFICIAL

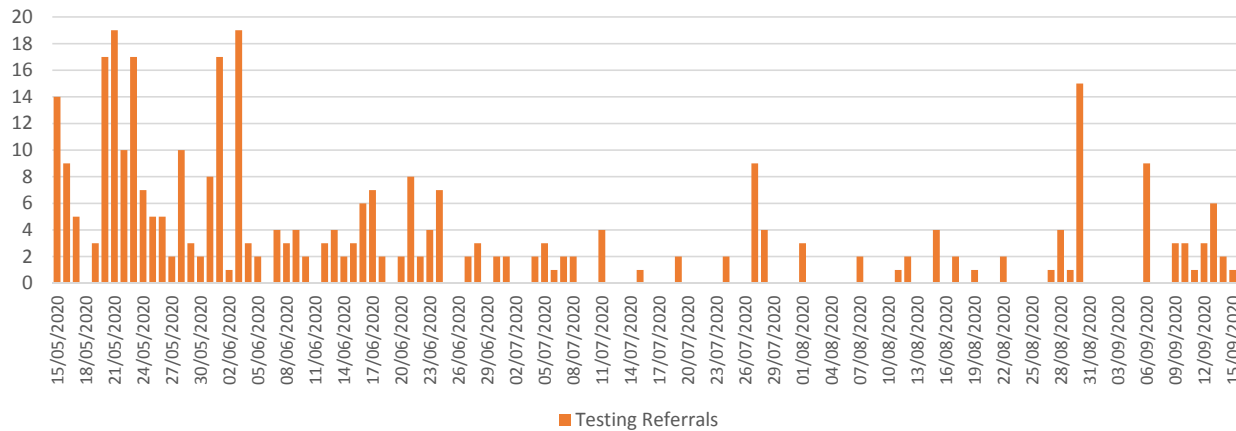


# Testing Data (7<sup>th</sup> April – 16<sup>th</sup> September 2020)

Symptomatic Testing



Asymptomatic Testing Referrals



## Police Scotland Testing Data

Total Referrals	Tested Positive	Tested Negative	Inconclusive
<b>Symptomatic Testing</b>			
1371	166	1065	22
<b>Asymptomatic Testing</b>			
380	0	333	2
<b>Contact Tracing</b>			
47	8	21	0
<b>Other: Locally Arranged Tests</b>			
767	61	702	3

Locally arranged tests may refer to Divisional arrangements, self arranged tests or those arranged by the NHS.

\*Work has been undertaken resulting in some duplication of results being corrected which has resulted in a drop, particularly with regards to self referral reporting data, of positive and some negative cases.

\*Please note that individuals who are 'traced' are not always deemed suitable for testing and suitability is determined by the NHS. These tests are not arranged by Police Scotland. For those who have been tested within Phase 3, we have recorded the result accordingly.

\*Please note Testing Data is now being reported weekly. The last Testing data report was received on 14<sup>th</sup> September 2020 and includes tests arranged up to and including 16<sup>th</sup> September 2020.

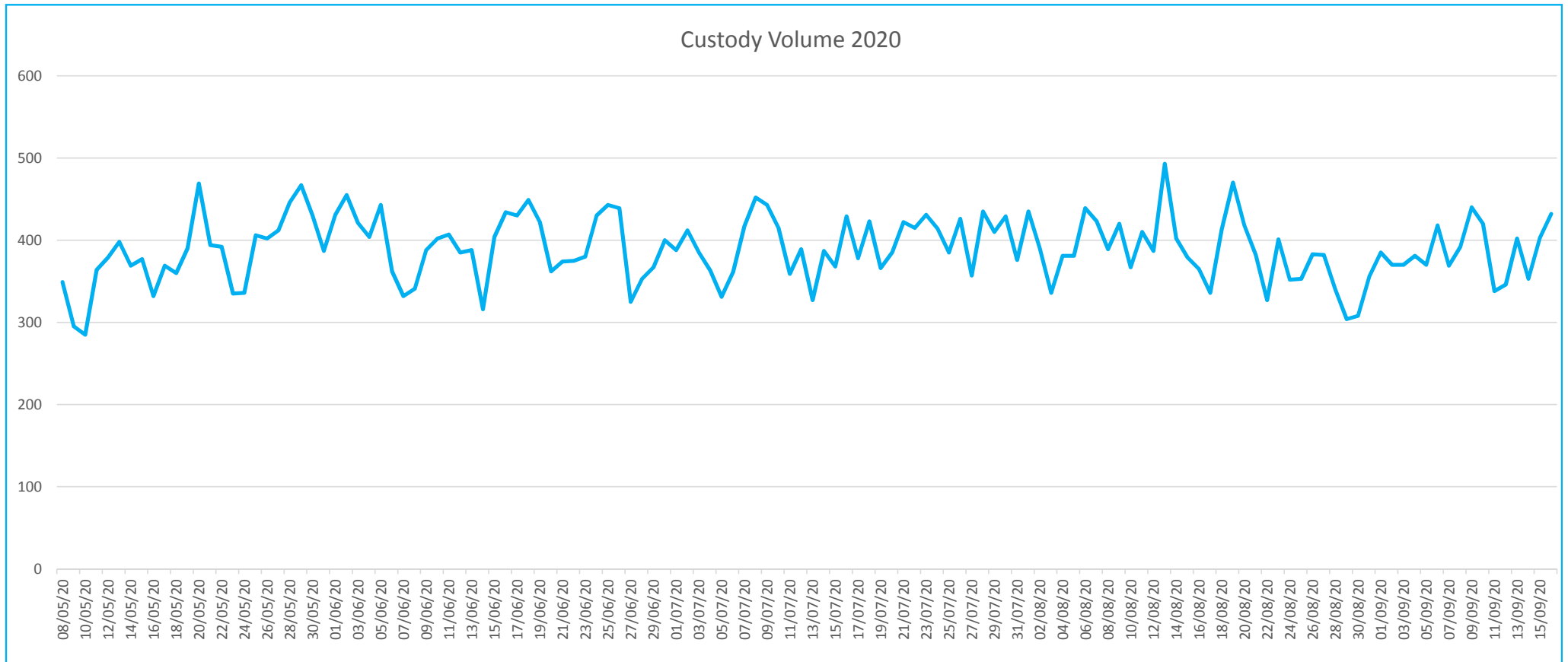
No figures should be considered as Official Police Statistics. These may not yet have been verified or validated.

OFFICIAL



# Custody Volume

The below line graph displays the total custody volume over time. The number of custodies fell on the approach to 'lockdown', reaching their lowest level on 29<sup>th</sup> March. Since that date Custodies have steadily increased and now show a consistent pattern.



No figures should be considered as Official Police Statistics. These may not yet have been verified or validated.

OFFICIAL