



Report To:	SPA Board Members		
Meeting Date:		Agenda Item:	
Report Title:	Operation Talla Weekly Update		
Sponsored by:		Presented by:	DCC Graham
Appendix Attached:	APPENDIX A – Weekly COVID-19 Bulletin		
Report Classification			
Police Scotland:	For Noting		
SPA:	For Noting		
EXECUTIVE SUMMARY			
1.	Purpose		
1.1	<p>This paper provides the Scottish Police Authority (SPA) with a weekly update on policing changes seen during Operation TALLA, Police Scotland’s COVID-19 response.</p> <p>This report contains the preceding week’s information and data on changing demands within the service centre, incident attendance and crime. It will also consider our COVID-19 response including our use of the emergency legislation and how we are assisting our officers and staff welfare throughout these challenging times.</p> <p>This update will have a reporting period of Thursday to Wednesday. For the purpose of this report, the week of Thursday 3 June to Wednesday 9 June 2021 is considered.</p>		
2.	Decision Requested		
2.1	N/A		
3.	Recommendation		
3.1	N/A		
4.	Alignment to Police Scotland Strategic Outcomes		
4.1	<p>This report aligns to both Police Scotland’s Strategic Outcomes and the Operation TALLA Strategic Objectives as set out by DCC Malcolm Graham.</p> <p>This report discusses the flexible and adaptable response to the challenges posed by COVID-19 by Police Scotland (SO1, SO2 and SO5). It further highlights the activities undertaken by Police Scotland to protect our people (SO4). The levels of intervention activity discussed in the report serve to protect our communities from COVID-19 (SO1, SO2). The frequent, transparent publication of papers, such as this, and those published on the Police Scotland website provide engagement with communities, to maintain trust and confidence (SO3).</p>		

5.	Main Report
----	-------------

5.1 CURRENT LANDSCAPE

Scotland continues to operate under the level or tiered system approach.

This easing of restrictions has been brought forward as data shows continued progress on vaccination against Coronavirus (COVID-19) and suppression of the virus. The First Minister; however, continued to urge caution as the latest easing was confirmed. She emphasised that people should take care to plan ahead with journeys, following the FACTS advice when out and about, in order to protect against resurgence of the virus.

On 3 June 2021 **3,305,812** people had received their first dose of the vaccine and **2,137,618** had received their second.

On 9 June 2021, **3,422,431** people had received their first dose of the vaccine and **2,313,695** had received their second. That is an increase of **116,619** and **176,077** respectively.

Travel is allowed both within Scotland and between Scotland and England, Wales, Northern Ireland, the Channel Islands, and the Isle of Man

In Levels 0, 1 and 2 you must not travel to an area in Level 3 or 4 except for a permitted reason.

In Levels 3 and 4 you must not leave your area except for a permitted reason. Currently no local authorities in Scotland are within Levels 3 or 4.

International travel to Green list countries but no travelling to Amber or Red list countries for leisure. Caution is urged if travelling.

It has been recommended that holidays are taken in the UK rather than internationally.

On Tuesday 1 June 2021 the First Minister announced that with effect from Saturday 5 June 2021 Glasgow City would move down to Level 2 whilst numerous other Local Authorities move down to Level 1 at that time and island communities to Level 0. On 8 June 2021, the First Minister announced that the levels will remain static for at least a further week.

Coronavirus is still having an impact on absence levels across the organisation; which has risen slightly over the last week but absence continues to be internally managed by each local policing division. Absence levels and trends remain closely monitored in order to mitigate risk and address any emerging resourcing demands in early course. Police Scotland's Outbreak Management Team (OMT) remains in place, providing an internal 'track and trace' function and advice to police officers and staff, as well as engaging with divisions to assist in limiting any spread of coronavirus throughout the organisation. Learning opportunities from previous outbreaks are being identified and collated by the team and these will be communicated across all divisions and departments.

Police Scotland's approach remains unchanged and continues to promote 'Engage, Explain and Encourage' methods prior to 'Enforcement' action being taken against apparent breaches of legislation. It remains the position that officers may move more quickly through the 4E process if they perceive that persons are engaging in a blatant, conscious and inexcusable

breach of regulations, involving repeat locations or individuals and whether an absence of enforcement would damage public confidence in policing.

5.2 SERVICE CENTRE DEMAND

This week, the volume of 101 calls answered this week is **2%** lower than last week's figure and the volume of 999 calls has decreased by **8%**. The number of 101 calls is lower than the same period in 2020 (**-22%**) and 2019 (**-33%**). The number of 999 calls is higher than the same period in 2020 (**36%**) and 2019 (**26%**).

5.3 INCIDENT DEMAND

Total incident volume this week has decreased by 5% when compared to last week's figure. Total incident volume has increased by 1% from a comparable week in 2020, and decreased by 13% from 2019.

In comparison to the same week in 2020, Public Nuisance incidents have decreased by 44%, and have increased by **19%** when compared to the same week in 2019.

In comparison to the same week in 2020 Noise incidents have decreased by **17%**, and have increased by **8%** when compared to the same week in 2019.

In comparison to the same week in 2020, Disturbance incidents increased **8%**, and have increased by **7%** when compared to the same week in 2019.

In comparison to last week, public nuisance and disturbance incidents have decreased by **21%** and **1%** respectively whilst noise incidents have increased by **2%**.

5.4 CRIME

Overall crime in the last week is at a lower level than a comparable period last year; and also remains lower than a comparable week pre-lockdown. Most divisions, with the exception of North East Scotland and Lothians & Scottish Borders, have noted a decrease in crime volumes this week when compared to the same period 2020/21. All divisions except North East Scotland have seen a decrease in volume when compared to the same period 2019/20.

The collective volume of recorded crimes for all crime groups show an increase in volume when compared to the same period last year. Crime groups 3, 4 and 6 show a decrease in volume compared to 2019/20 whilst crime groups 1, 2, 5 and 7 show an increase.

5.5 COVID-19 INTERVENTION ACTIVITY

As stated above, Police Scotland's approach to the use of COVID-19 legislation remains to firstly engage with people, explain the provisions and encourage them to comply with the necessary restrictions, with enforcement action being taken where there are found to be flagrant and blatant breaches of legislation.

OFFICIAL

Incidents requiring COVID-19 interventions by officers have decreased from **39** last week to **16** this week (**-41%**). The total number of persons involved in these interventions has decreased from **744** last week to **222** this week. **160 (72%)** of the **222** interventions this week took place in a private dwelling. This is proportionally less than the previous week's **86%**. Figures for this week are accurate as at 9 June 2021.

Since quarantine regulations came into force on travellers entering Scotland from out with the UK on the 15 June 2020, up to and including 9 June 2021, Police Scotland have received **5635** referrals from Public Health Scotland (PHS) relating to potential breaches of quarantine. **1026** of these were dealt with by the resolution team and **971** have been dealt with by local policing. **3638** referrals were weeded prior to an incident being raised. In respect of resolved referrals, **80%** of the foreign travellers were found to be complying with quarantine restrictions. In the majority of the remaining referrals, the travellers have been untraced due to a variety of reasons such as inaccurate data provided to PHS or the expiration of the quarantine period prior to persons being traced.

There have been **20** occasions where enforcement has been used in relation to breaches of quarantine regulations generated from Home Office or Public Health Scotland referrals and one report to the Crown Office and Procurator Fiscal Service (COPFS).

5.6 ABSENCE

General employee absence levels have increased from last week. Divisions and departments are currently coping locally with outbreaks and contact/tracing requirements; however, this is being monitored carefully. Absences related specifically to COVID-19 have increased, with **287** people absent, as of 9 June 2021, which is higher than last week's figure of **249**.

5.7 OUTBREAK MANAGEMENT TEAM

Police Scotland's Outbreak Management Team (OMT) respond to and investigate positive cases amongst officers and staff and work in conjunction with the national NHS Test & Protect network to arrive at proportionate, balanced decisions on the identification of individuals at risk after close contact with a positive case and any requirement for self-isolation. This, following consideration of all operational circumstances, the use of PPE and other safety measures, has enabled the safe retention of officers and staff in the workplace and the self-isolation of those agreed to be at heightened risk. The team's work will continue to capture information and the circumstances in respect of specific outbreaks in order that procedures can be reviewed and additional safety measures cascaded and implemented as required.

From inception until 9 June 2021, the OMT has reviewed **979** cases and, from these, **1497** individuals have tested positive for COVID-19. The work of the OMT has led them to trace **1491** individuals who have required to isolate, whilst the NHS has traced **248** individuals. On average, each case has led to **3.4** absences. The work of the OMT has also led to the identification of **149** individuals who had initially been required to self-isolate and were able to return to work.

5.8 COVID-19 NEAR MISSES

'Near miss' forms in the context of the pandemic situation may be submitted for a variety of reasons e.g. when officers are potentially exposed to COVID-19 whilst not wearing PPE, where PPE malfunctions, or in any other instance an officer feels a risk to themselves in a specific occurrence relating to COVID-19. This can occur due to the reactive nature of policing, as well as being influenced by training levels and supply of PPE.

The most current 'near miss' figures available for the dates 25 May until 7 June 2021 confirm that **3** forms were submitted. This is a decrease from the **4** forms last week.

5.9 GATHERINGS IN PRIVATE DWELLINGS

Scottish Government commissioned data suggests that spread in and between households drives much of the transmission of COVID-19. This analysis has guided the decision to introduce national measures to prevent persons visiting other households in higher risk areas.

Police Scotland have undertaken an assessment of the demand posed by dwelling house gatherings. It should be noted that the methodology of counting of house gatherings is designed to quantify the number of times officers have had to enter a private dwelling or private garden to investigate suspected breach of legislation or guidance, due to the increased risks of COVID transmission associated with these environments; therefore, if officers do not physically attend, or indeed gain entry to the dwelling or garden, this will not be included as a house gathering as there is no evidence there has been one and no increased risk to officers. Information gathered is indicative and should not be considered official police statistics.

Indicative figures from the week of 3 June until 9 June 2021 suggests that Police Scotland attended **39** occurrences of house gatherings throughout the force area, a decrease of **33** from last week. Enforcement levels for FPNs were **26** which has decreased from last week's **165**. Arrests have decreased from **1** to **none** over the same period.

5.10 TRAVEL REGULATIONS

Travel is allowed both within Scotland and between Scotland and England, Wales, Northern Ireland, the Channel Islands, and the Isle of Man with the exception of any areas of Scotland in Level 3 or Level 4. With no local authorities currently in Level 3 or 4 there were no FPNs issued in respect of travel regulations over the past week.

5.11 SUBMISSION

This report is submitted to the SPA for information and consideration.

Appendix A – COVID-19 Weekly Bulletin contains the information which will be released publically by Police Scotland. This information will continue to be released weekly and will synchronise with the weekly SPA reporting for consistent single data timelines.

COVID-19 WEEKLY BULLETIN

3rd June – 9th June 2021

SERVING A
CHANGING SCOTLAND



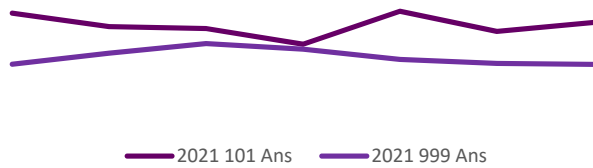
SCOTTISH POLICE
AUTHORITY

No figures should be considered as Official Police Statistics. These may not yet have been verified or validated.

OFFICIAL

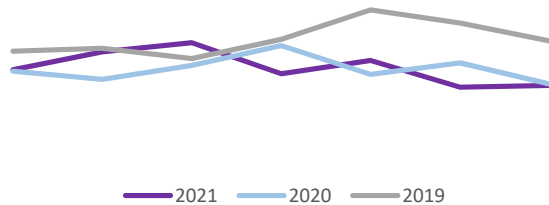
Service Centre Demand

The volume of 101 calls answered decreased on 6th June before increasing towards the end of the week. The volume of 999 calls answered increased on 5th June before reducing for the remainder of the week.



Incident Demand

Incident volume throughout the last week was at similar levels when compared to the same time last year and 13% lower when compared to the same period in 2019.



Gatherings in Private Dwellings

From 28/08/2020 – 09/06/2021

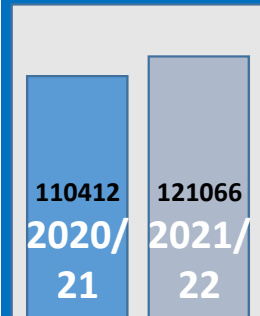
14165 Attended reports of House Party

8307 House Parties Dispersed

Crime

Crime Volume (11 March – Present compared to Previous Year)

Crime has continued to trend at levels higher than the seasonal average, and total crime volume year to date is higher (10%) than last year.



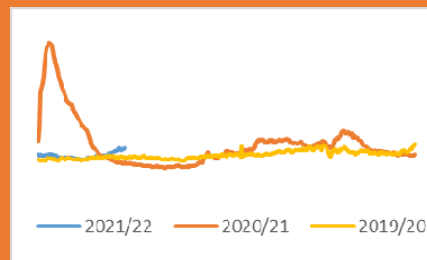
Crime Group Breakdown Change from previous year

Group	Group	Group	Group	Group
1	2	3	4	5
15%	35%	1%	11%	1%

23271 Offences under COVID Legislation

Recorded COVID Charges are pulled from Police Scotland CRIME systems rather than CVI. Enforcement activity includes Fixed Penalty Notices and offences recorded on Police Scotland's Crime Recording System

Absence

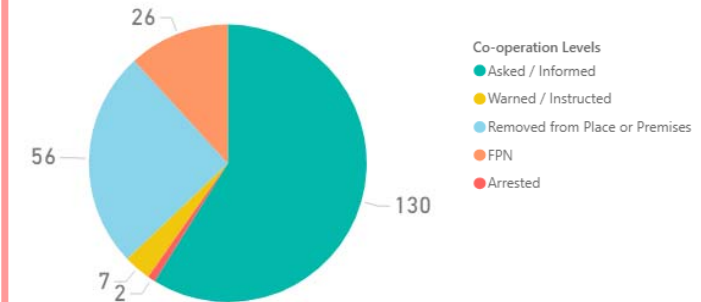


Absences steadily increased throughout the week and trends above 2020 & 2019 levels when compared to the same period. Absences remain significantly below the peak in April 2020.

Coronavirus Legislation

Co-operation with new Coronavirus Legislation

The below chart is indicative of the co-operation levels experienced by police over the last 7 days. The majority of interactions between police and the public continue to be resolved without enforcement.



Quarantine Referrals to 2nd June

Public Health Scotland Travel Regs. Referrals	5635
Investigated by Resolution Team	1026
Investigated by Local Policing	971
Investigations Ongoing	0
Weeded prior to investigation	3638
Quarantine offences resulting in FPN or SPR	20

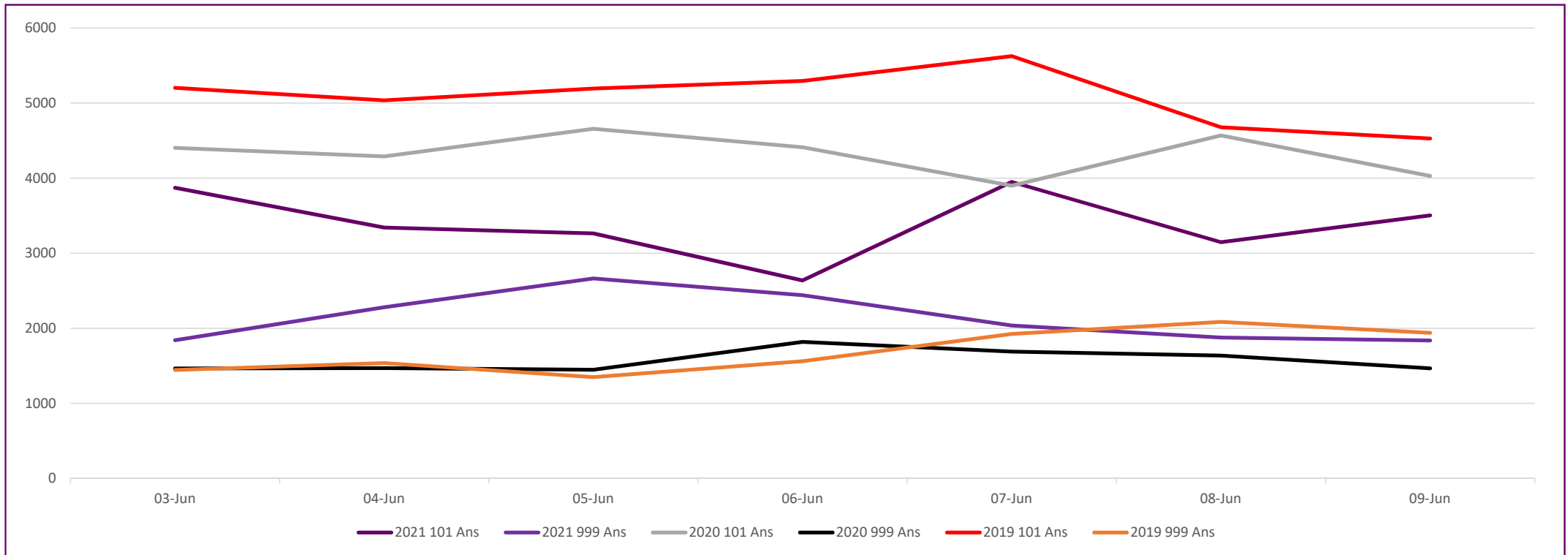
Note: The referral figures are a count of reports submitted to Police Scotland. These will therefore vary from counts of the number of individuals. FPNs may be derived from PHS, Home Office Referrals or from operational incidents.

No figures should be considered as Official Police Statistics. These may not yet have been verified or validated.

OFFICIAL



Weekly Service Centre Demand (3rd – 9th June 2021)



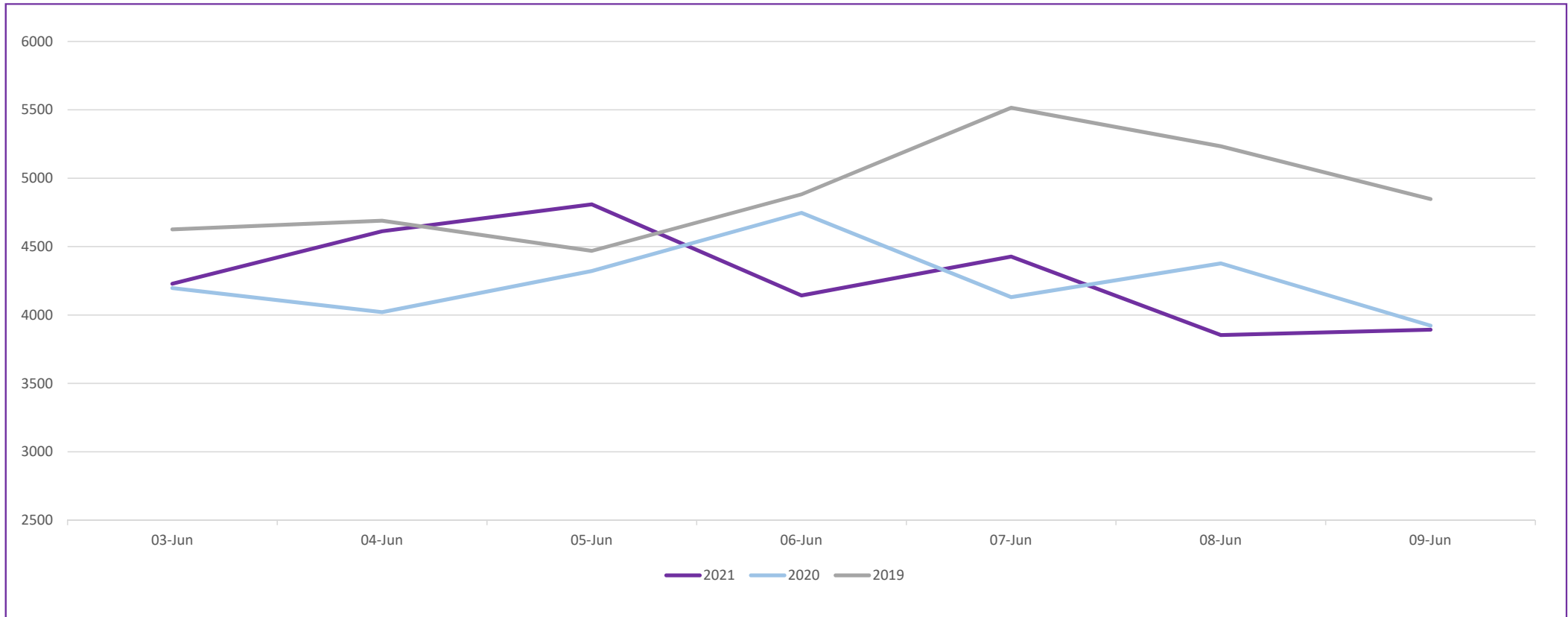
	03-Jun	04-Jun	05-Jun	06-Jun	07-Jun	08-Jun	09-Jun	Total
2021 101 Ans	3871	3341	3263	2637	3950	3147	3503	23712
2021 999 Ans	1841	2280	2663	2441	2037	1877	1837	14976
2020 101 Ans	4403	4289	4657	4411	3899	4568	4029	30256
2020 999 Ans	1465	1470	1448	1819	1690	1637	1467	10996
2019 101 Ans	5203	5036	5193	5294	5625	4677	4527	35555
2019 999 Ans	1445	1536	1349	1561	1925	2085	1939	11840

No figures should be considered as Official Police Statistics. These may not yet have been verified or validated.

OFFICIAL



Weekly Incident Demand (3rd – 9th June 2021)



	03-Jun	04-Jun	05-Jun	06-Jun	07-Jun	08-Jun	09-Jun	Total
2021	4228	4612	4809	4143	4427	3853	3892	29964
2020	4197	4021	4321	4747	4130	4377	3922	29715
2019	4626	4689	4469	4882	5515	5233	4847	34261

No figures should be considered as Official Police Statistics. These may not yet have been verified or validated.

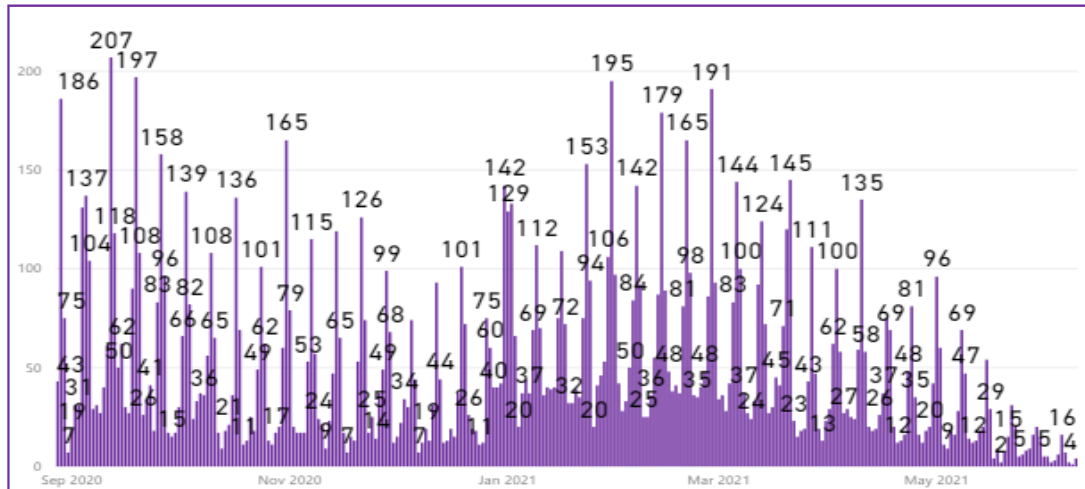
OFFICIAL



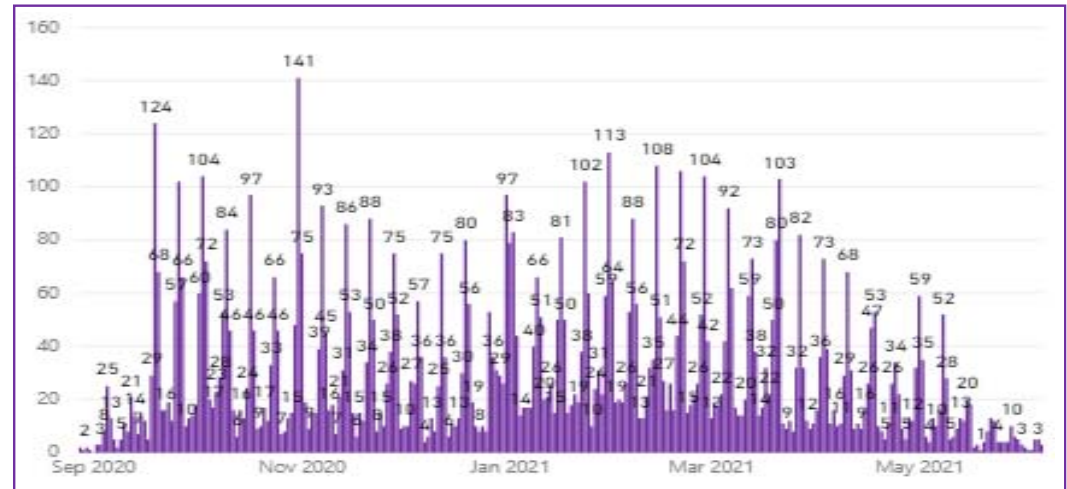
Incident Demand – House Gatherings (28th August 2020 – 9th June 2021)

From Friday 28th August 2020, additional monitoring of ‘house gathering’ incidents has taken place. This will be reported weekly going forward.

Attended ‘House Gathering’ Incidents



Attended ‘House Gathering’ Breaching Restrictions



Totals	28 Aug – 9 June	3 June – 9 June
No. of House Gatherings Attended	14165	39
No. of House Gatherings Breaching Restrictions	8307	14
No. of FPNs issued	11359	26
No. of Arrests	526	0

The figures contained within this slide originate from storm incident reviews and free-text local policing returns to provide the most comprehensive view of house gatherings possible.

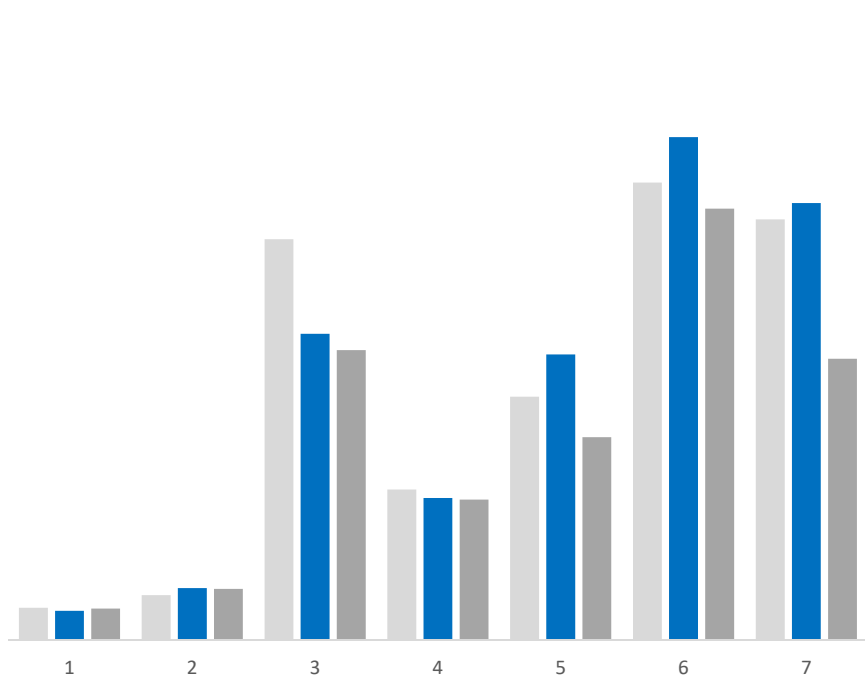
Note: No figures should be considered as Official Police Statistics. These may not yet have been verified or validated.



Weekly Crime Demand (31st May – 6th June 2021)

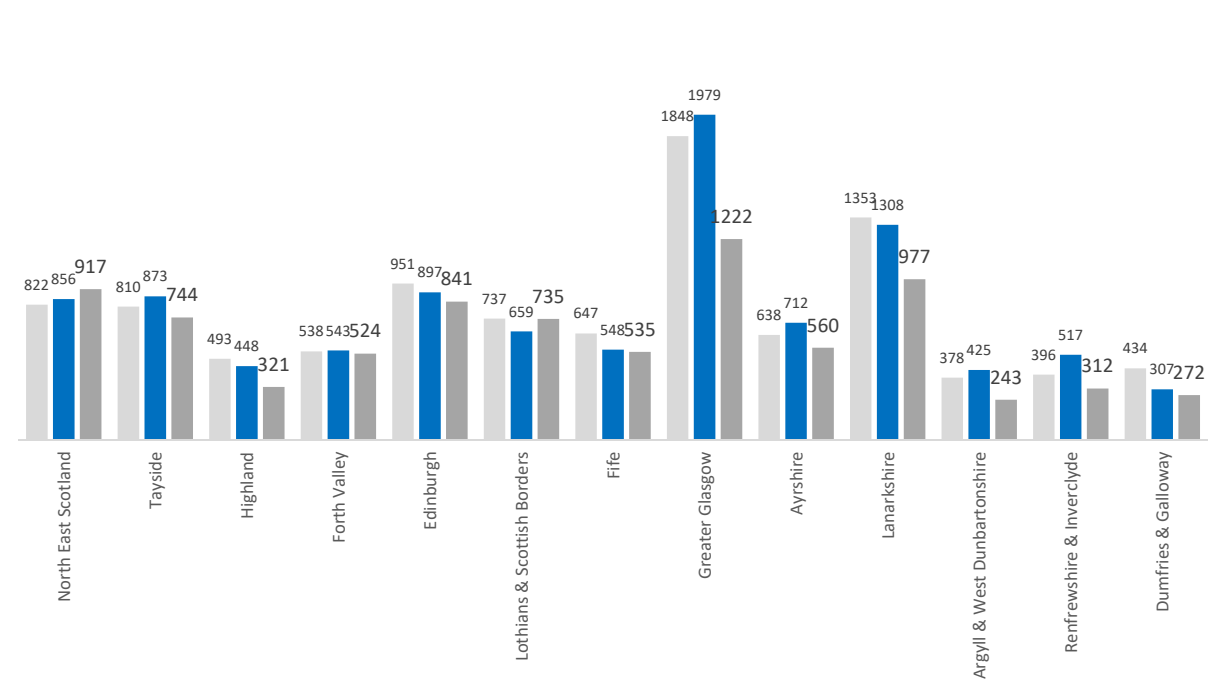
Weekly Crime by Group

2019/20 2020/21 2021/22



Weekly Crime by Division

2019/20 2020/21 2021/22



Crime Group	1	2	3	4	5	6	7	Total
2019/20	187	260	2299	865	1397	2624	2413	10045
2020/21	170	300	1757	816	1639	2884	2506	10072
2021/22	183	296	1664	807	1165	2474	1614	8203

More information regarding Crime Groups can be found [via this link](#)

Most Crime Groups (excluding 1) show a decrease in volume when compared against the same period last year. Most Crime Groups (excluding 2) show a decrease in volume when compared to the same period 2019/20.

Most divisions (with the exception of North East Scotland and Lothians & Borders) have noted a decrease in crime volumes this week when compared to the same period last year. Most divisions (with the exception of North East Scotland) have seen a decrease in volume when compared to the same period 2019/20.

No figures should be considered as Official Police Statistics. These may not yet have been verified or validated.

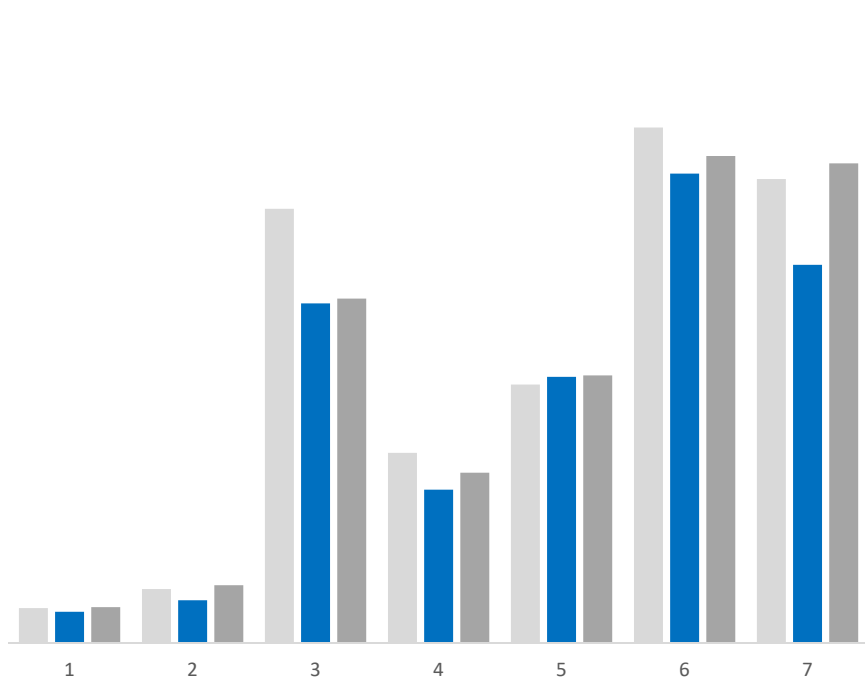
OFFICIAL



Cumulative Crime Demand (11th March 2019 – 6th June 2021)

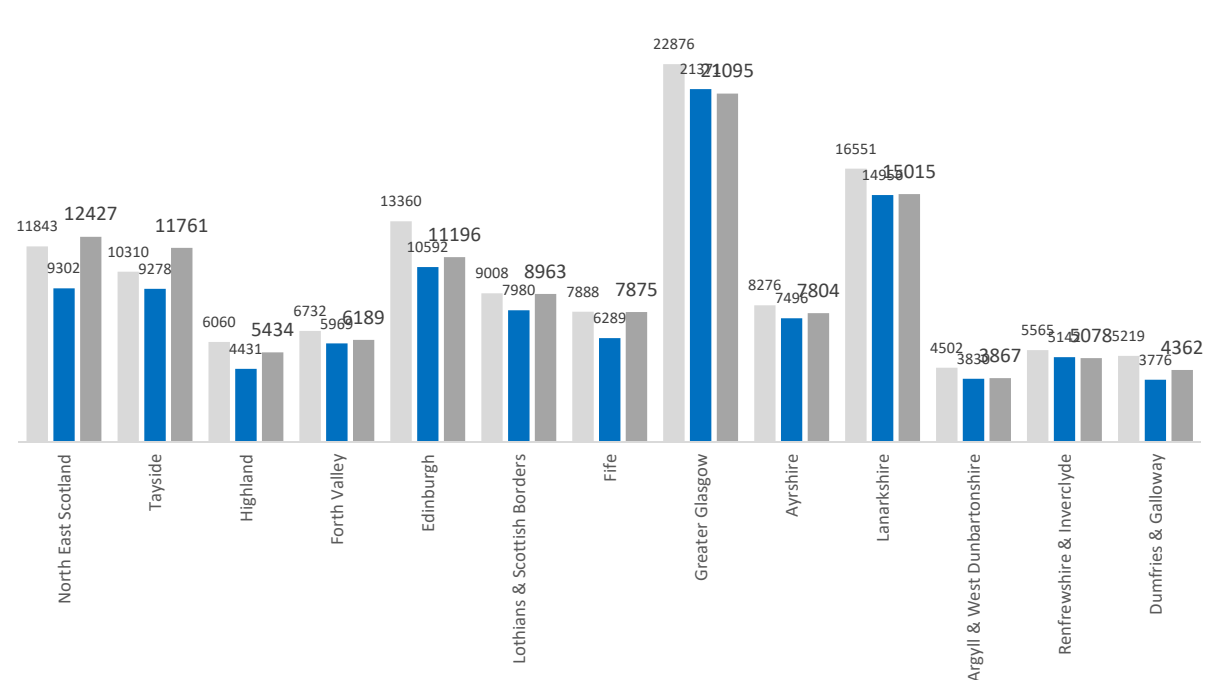
Total Crime by Group

■ 2019/20 ■ 2020/21 ■ 2021/22



Total Crime by Division

■ 2019/20 ■ 2020/21 ■ 2021/22



Crime Group	1	2	3	4	5	6	7	Total
2019/20	2289	3538	28528	12491	16977	33877	30490	128190
2020/21	2042	2800	22316	10066	17488	30852	24848	110412
2021/22	2346	3786	22636	11188	17585	32001	31524	121066

All crime groups show an increase in volume when compared to the same period last year. Crime groups 3, 4 and 6 show a decrease in volume compared to 2019/20 whilst crime groups 1, 2, 5 and 7 show an increase.

Most Divisions (excluding Greater Glasgow and Renfrewshire & Inverclyde) show a cumulative increase in volume when compared to the same period last year. Most Divisions (excluding North East Scotland and Tayside) continue to show a cumulative decrease in volume when compared to 2019/20.

More information regarding Crime Groups can be found [via this link](#)

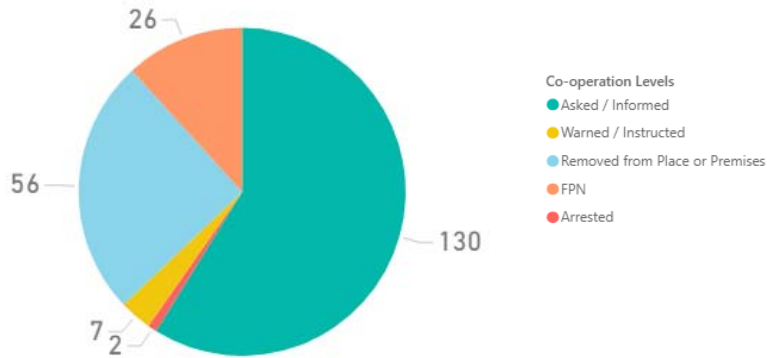
No figures should be considered as Official Police Statistics. These may not yet have been verified or validated.

OFFICIAL



Weekly Legislation Co-operation (3rd – 9th June 2021)

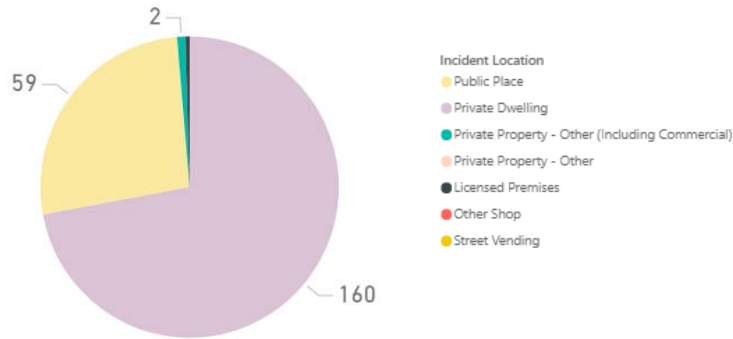
Weekly Cooperation Levels



Interaction Totals (Preceding Week)



Weekly Intervention Locations



Interaction Times (Preceding Week)



In response to the introduction of The Health Protection (Coronavirus) (Restrictions) (Scotland) Regulations 2020 and Coronavirus Act 2020, Police Scotland developed a 'Coronavirus Interventions' (CVI) recording system. This system allowed Police Scotland to begin gathering data in relation to the public co-operation levels with the new legislation. This system relies on Police Officers manually updating the system with the co-operation level when they encounter an individual in contravention of the new legislation. This slide includes all offence types – Face-Coverings, Quarantine, Travel Restrictions and Gatherings.

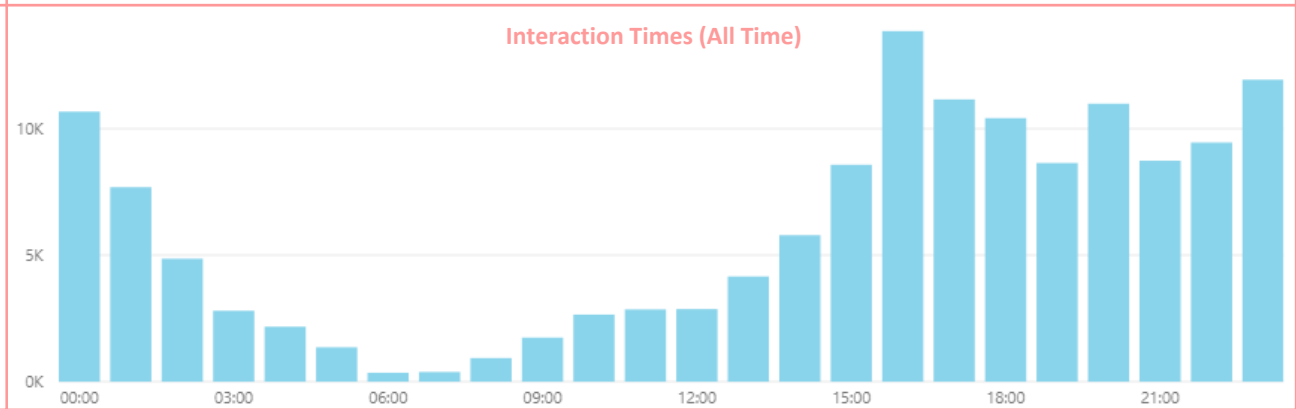
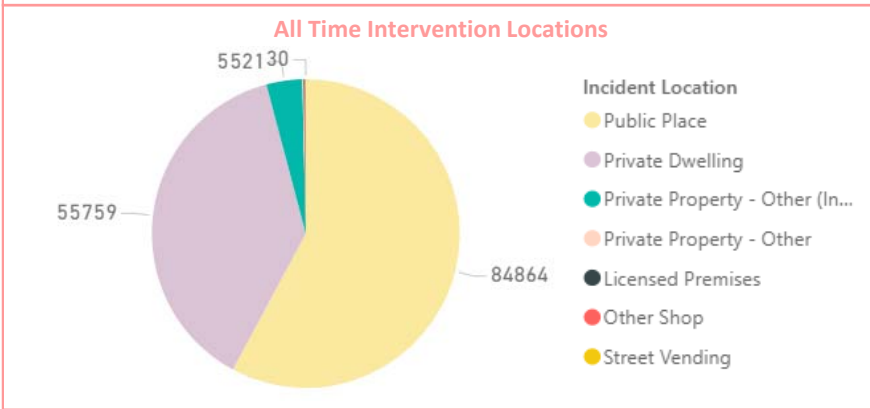
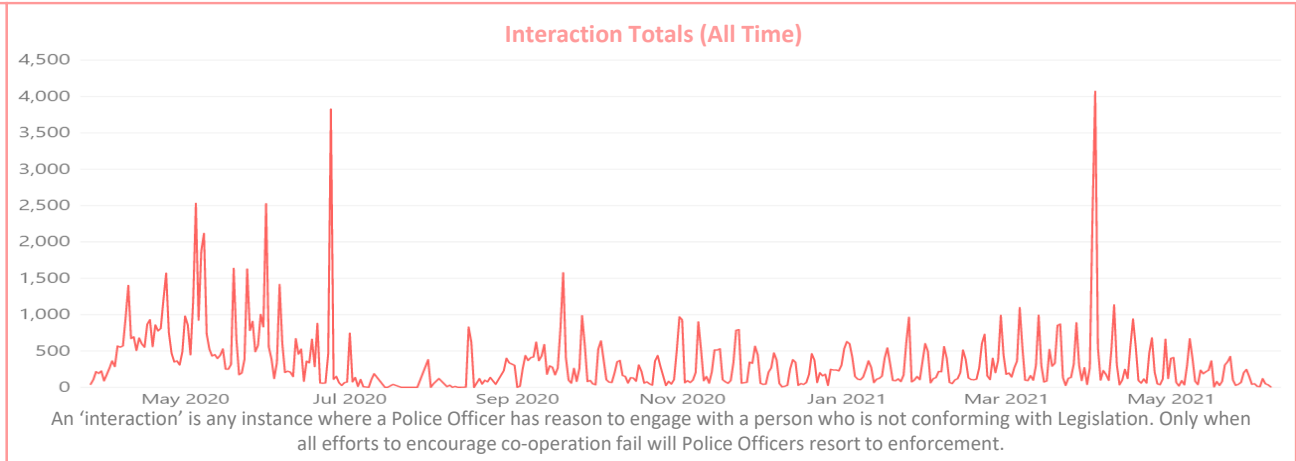
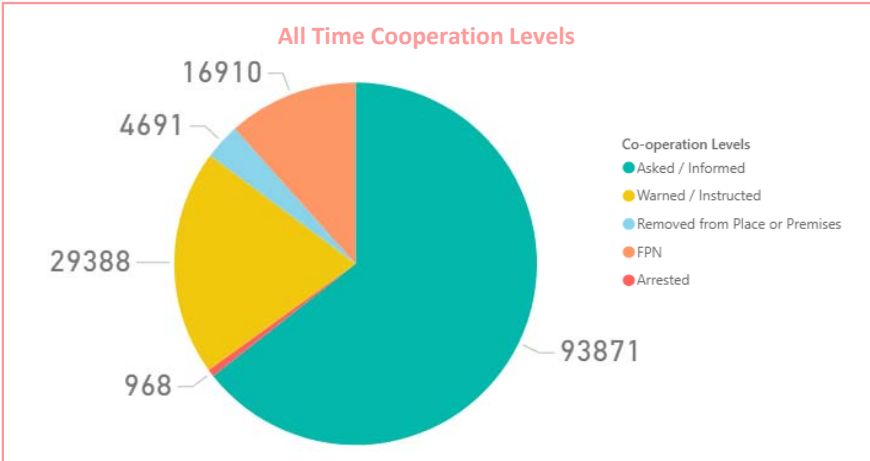
Due to the manual input required to form this data set, the contents of this slide are indicative only. Actual figures will differ from those recorded on Crime Systems (please see slide 11), may be subject to change, and cannot be considered Official Police Statistics. They do provide an indication of the public co-operation levels across Scotland.

No figures should be considered as Official Police Statistics. These may not yet have been verified or validated.

OFFICIAL



Coronavirus Legislation Co-operation (27th March 2020 – 9th June 2021)



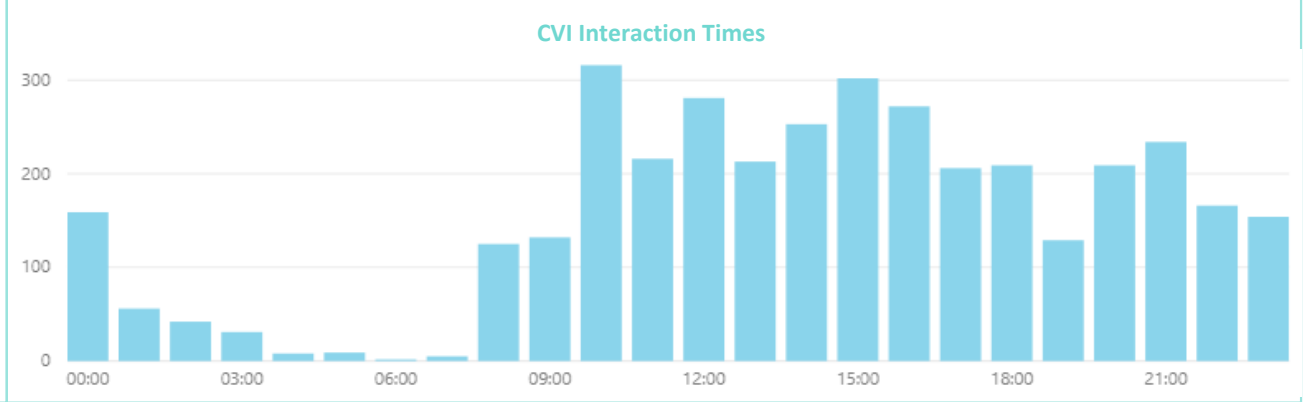
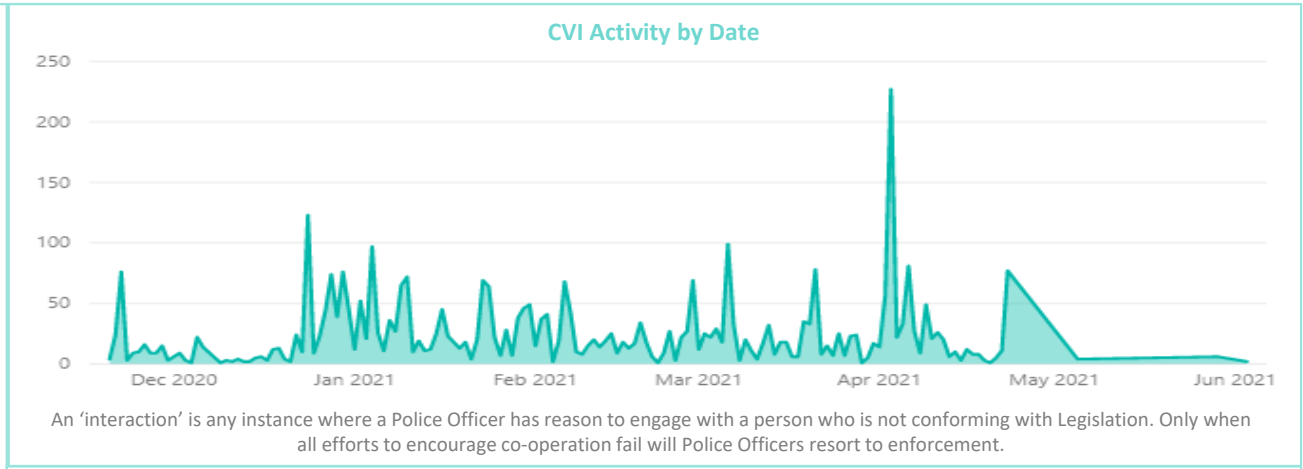
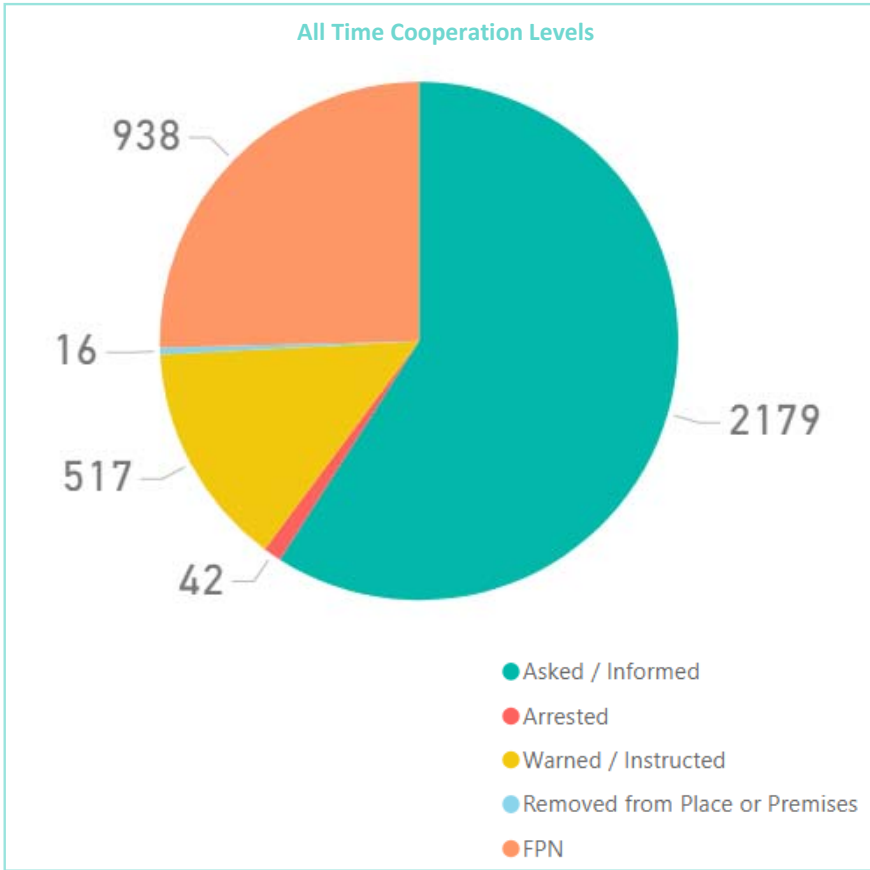
In response to the introduction of The Health Protection (Coronavirus) (Restrictions) (Scotland) Regulations 2020 and Coronavirus Act 2020, Police Scotland developed a 'Coronavirus Interventions' (CVI) recording system. This system allowed Police Scotland to begin gathering data in relation to the public co-operation levels with the new legislation. This system relies on Police Officers manually updating the system with the co-operation level when they encounter an individual in contravention of the new legislation. This slide includes all offence types – Face-Coverings, Quarantine, Travel Restrictions and Gatherings.

Due to the manual input required to form this data set, the contents of this slide are indicative only. Actual figures will differ from those recorded on Crime Systems (please see slide 11), may be subject to change, and cannot be considered Official Police Statistics. They do provide an indication of the public co-operation levels across Scotland.

No figures should be considered as Official Police Statistics. These may not yet have been verified or validated.

OFFICIAL

Travel Regulation Co-operation (20th November 2020 – 9th June 2021)



In order to report upon policing interventions in respect of the newly introduced Travel Regulations regarding travel to or from tiers 3 and 4, the CVI system has been updated. The above data is a sub-set of the wider CVI interventions reported on the previous slides and should not be considered as 'in addition to' the previous overall CVI activity slides.

In response to the introduction of The Health Protection (Coronavirus) (Restrictions) (Scotland) Regulations 2020 and Coronavirus Act 2020, Police Scotland developed a 'Coronavirus Interventions' (CVI) recording system. This system allowed Police Scotland to begin gathering data in relation to the public co-operation levels with the new legislation. This system relies on Police Officers manually updating the system with the co-operation level when they encounter an individual in contravention of the new legislation.

Due to the manual input required to form this data set, the contents of this slide are indicative only. Actual figures will differ from those recorded on Crime Systems (please see slide 11), may be subject to change, and cannot be considered Official Police Statistics. They do provide an indication of the public co-operation levels across Scotland.

No figures should be considered as Official Police Statistics. These may not yet have been verified or validated.

OFFICIAL



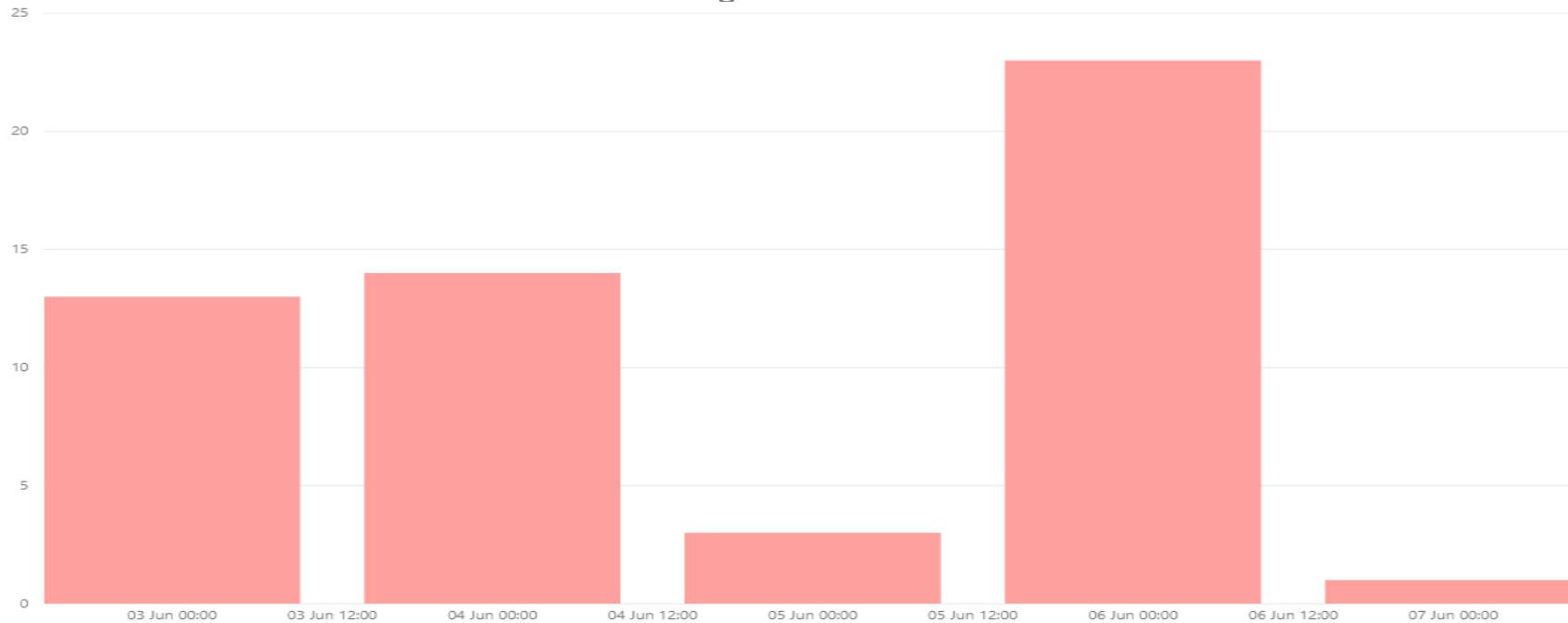
'Enforcement' of Coronavirus specific legislation

The following is a summary of all 'enforcement' action in relation to both The Health Protection (Coronavirus) (Restrictions) (Scotland) Regulations 2020 and Coronavirus Act 2020.

This includes all Fixed Penalty Notices issued and processed by Police Scotland. It also includes all occasions that a charge was libelled and recorded on Police Scotland's Crime Recording System against a person in relation to the aforementioned legislation. This is a true value of the volume of recorded 'enforcement' activity, but does not provide the granularity of the Coronavirus Intervention (CVI) recording system and does not capture the earlier phases of the '4 E's' approach.

These values remain subject to change as offences are retrospectively added or amended and do not match the indicative 'enforcement' values from the CVI recording system.

Volume of Covid-19 Charges from 3rd – 9th June 2021



Charges over the last 7 days

54

Total Charges To Date

23271

No figures should be considered as Official Police Statistics. These may not yet have been verified or validated.

OFFICIAL



ABSENCE

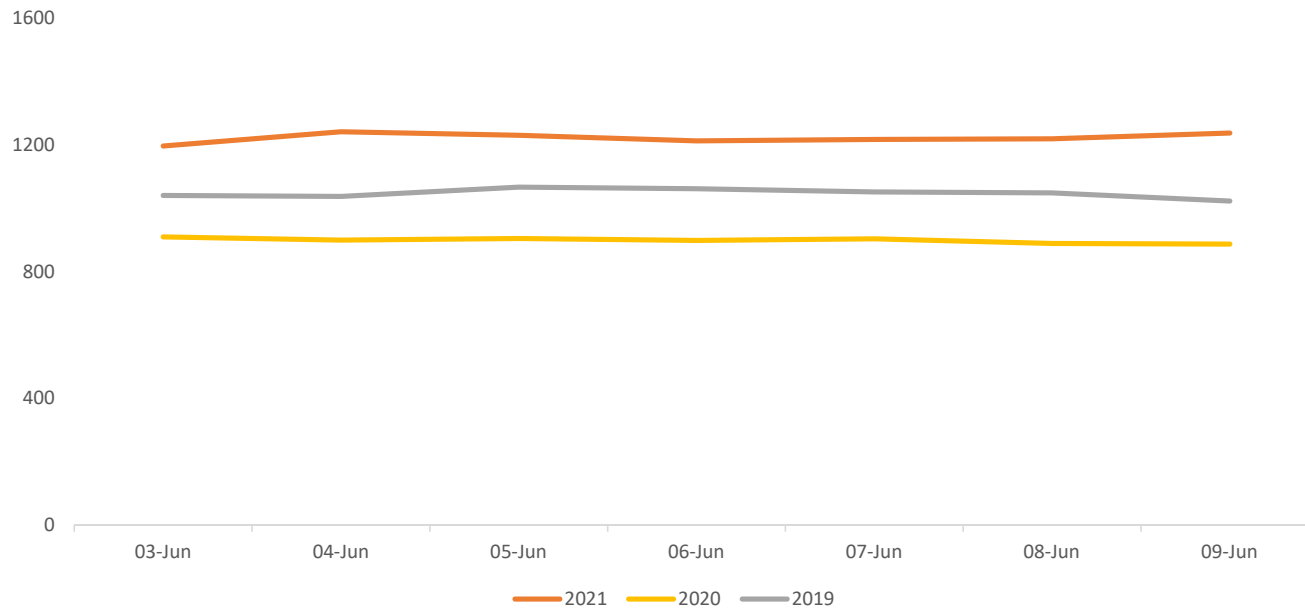
Police Scotland Absences (3rd – 9th June 2021)

9 June 2021	No.	Change from same day previous week	Change from same day previous week (%)
COVID-19	282	+33	+13%
Total Absences	1238	+45	+3.8%

Active Covid-19 Absence Reason

Precautionary Isolation	49
Symptoms	54
Tracing	73
Tracing – NHS Protect App	7
Acute COVID	51
Post COVID Syndrome	44
Ongoing Symptomatic	4

Weekly Absence Levels Line Graph – Comparison of this year to previous two years.



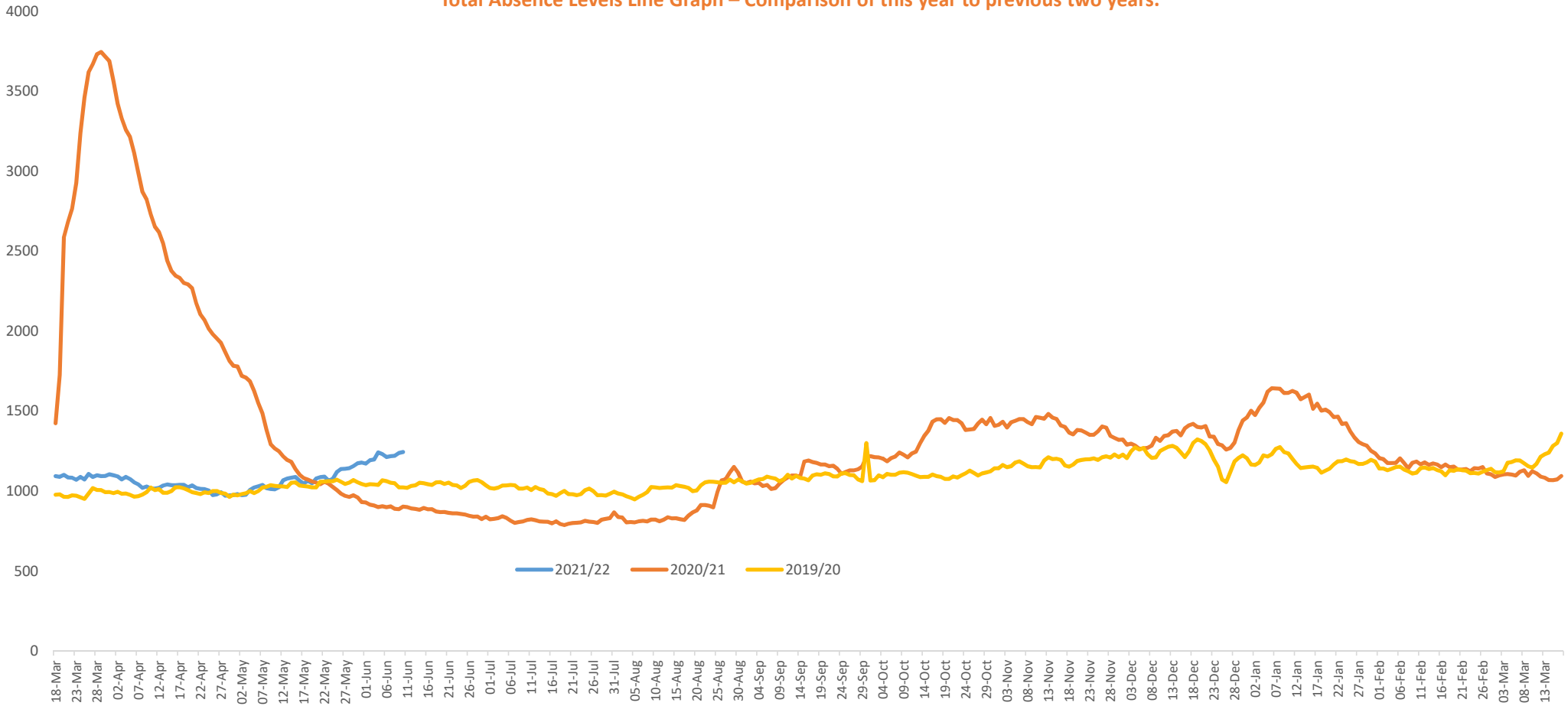
Absence levels are trending slightly higher than the previous two years.

Date	03-Jun	04-Jun	05-Jun	06-Jun	07-Jun	08-Jun	09-Jun
2021	1197	1242	1231	1213	1218	1220	1238
2020	910	900	905	899	904	889	887
2019	1041	1038	1067	1062	1052	1049	1023



Total Absence (18th March 2020 – 9th June 2021)

Total Absence Levels Line Graph – Comparison of this year to previous two years.



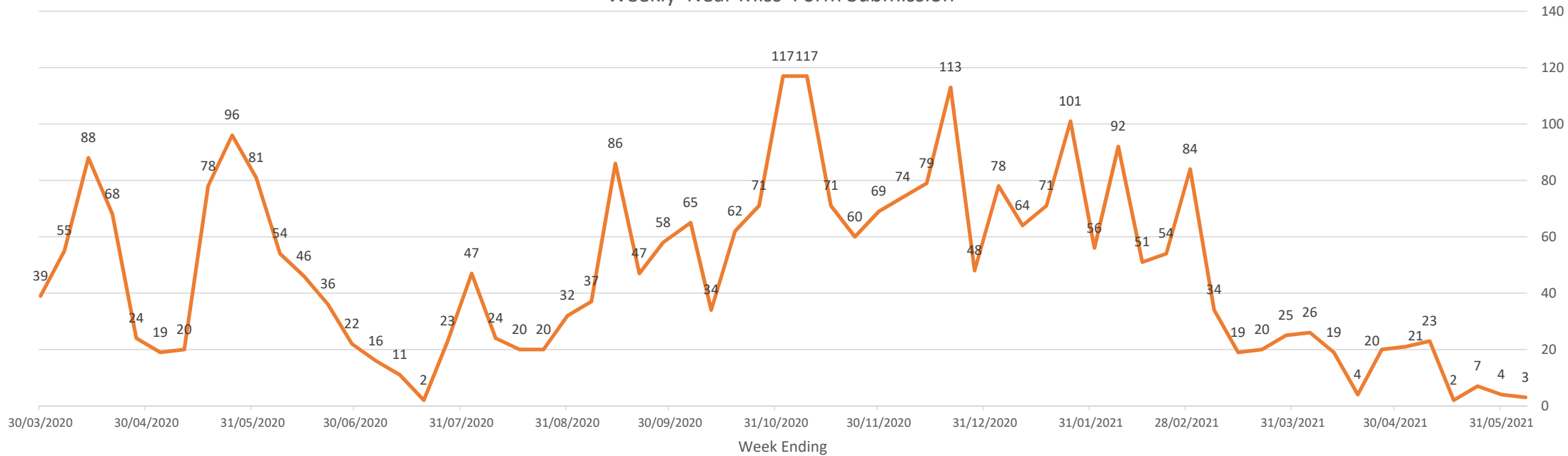
No figures should be considered as Official Police Statistics. These may not yet have been verified or validated.

OFFICIAL



Near Miss and Testing Data (w/e 23rd March 2020 – 7th June 2021)

Weekly 'Near Miss' Form Submission



'Near miss' forms in the context of the pandemic situation may be submitted for a variety of reasons. i.e. when officers are potentially exposed to: COVID-19 whilst not wearing PPE, where PPE malfunctions, or in any other instance an officer feels a risk to themselves in a specific occurrence relating to COVID-19.

This can occur due to the reactive nature of policing, as well as being influenced by training levels and supply of PPE. This number of 'Near Miss' weekly submissions is up from last week.

The amount of forms submitted continues to be attributable to the process for requesting an asymptomatic COVID-19 screening test due to an occupational risk, requiring the submission of a 'near miss' form. Many of the reports would not have been submitted without this requirement. The number of incidents where a lack of PPE is identified has not risen.

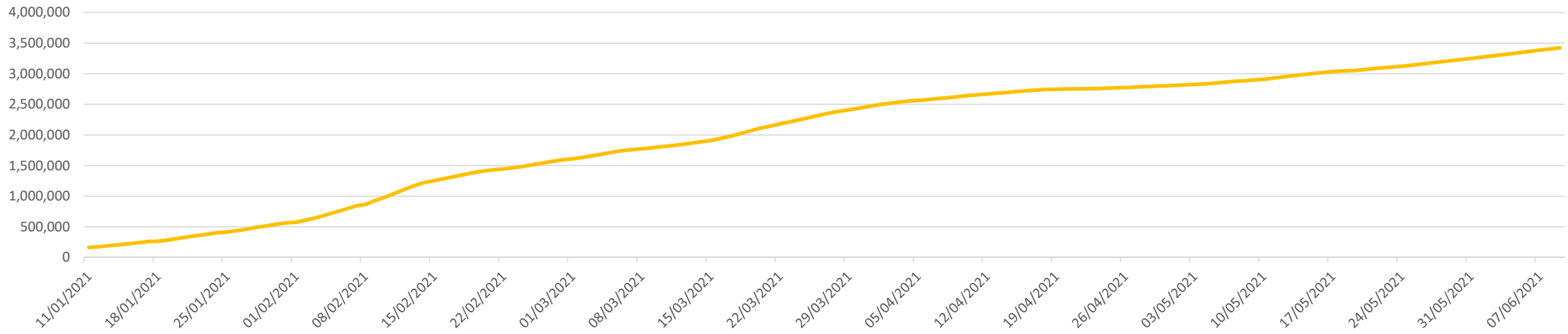
No figures should be considered as Official Police Statistics. These may not yet have been verified or validated.

OFFICIAL

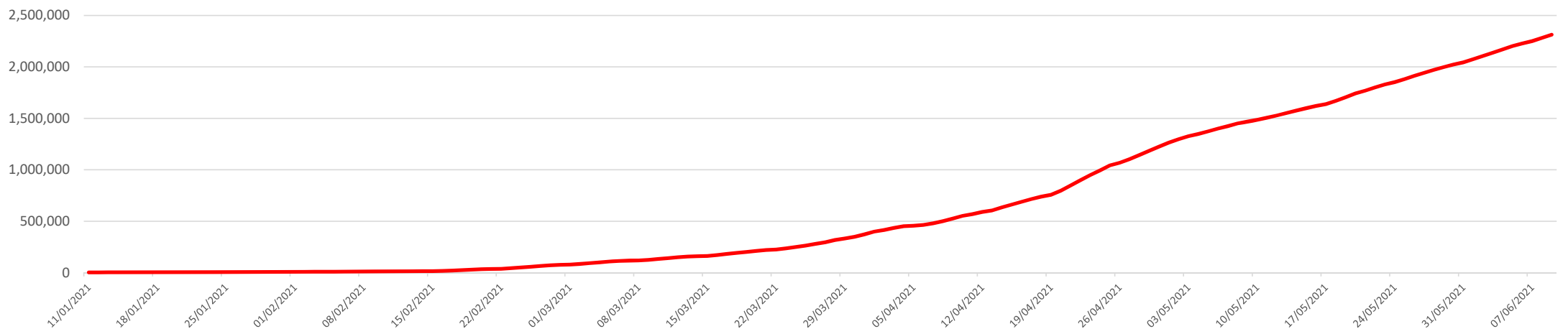


Total Vaccinations Scotland (26th January 2021 – 9th June 2021)

Number of people who have received the first dose of the Covid vaccination



Number of people who have received the second dose of the Covid vaccination



No figures should be considered as Official Police Statistics. These may not yet have been verified or validated.

OFFICIAL



Cumulative Service Centre Demand (19th March 2020 – 9th June 2021)

Total 2020 101 Ans 2020 999 Ans	Total																																																																																														
	1166182 482766		March	19-Mar	20-Mar	21-Mar	22-Mar	23-Mar	24-Mar	25-Mar	26-Mar	27-Mar	28-Mar	29-Mar	30-Mar	31-Mar	2020 101 Ans	19-Mar	20-Mar	21-Mar	22-Mar	23-Mar	24-Mar	25-Mar	26-Mar	27-Mar	28-Mar	29-Mar	30-Mar	31-Mar																																																																	
April	01-Apr	02-Apr	03-Apr	04-Apr	05-Apr	06-Apr	07-Apr	08-Apr	09-Apr	10-Apr	11-Apr	12-Apr	13-Apr	14-Apr	15-Apr	16-Apr	17-Apr	18-Apr	19-Apr	20-Apr	21-Apr	22-Apr	23-Apr	24-Apr	25-Apr	26-Apr	27-Apr	28-Apr	29-Apr	30-Apr	2020 999 Ans	1904	2038	1929	1558	1311	1447	1336	1299	1471	1391	1302	1314	1259	4793	4874	4303	4856	4647	4728	4530	4910	5101	4311	4739	4647	4295	4494																																					
2020 101 Ans	4579	4550	4506	3753	3618	4935	4873	4663	4332	4954	4654	4394	4881	4846	4780	4861	4793	4874	4303	4856	4647	4728	4530	4910	5101	4311	4739	4647	4295	4494	2020 999 Ans	1204	1145	1333	1440	1355	1272	1432	1312	1426	1545	1739	1386	1182	1232	1403	1238	1391	1406	1354	1248	1408	1353	1752	1808	1231	1137	1090	1106	1082																																			
May	01-May	02-May	03-May	04-May	05-May	06-May	07-May	08-May	09-May	10-May	11-May	12-May	13-May	14-May	15-May	16-May	17-May	18-May	19-May	20-May	21-May	22-May	23-May	24-May	25-May	26-May	27-May	28-May	29-May	30-May	31-May	2020 101 Ans	4884	5017	4069	4630	4340	4751	4665	5008	4865	3974	4764	4701	5205	4668	5080	4412	3898	4754	4576	4302	4235	4652	4131	3911	4600	4629	4563	4264	4260	3935	3626	2020 999 Ans	1369	1509	1353	1257	1461	1761	1644	1670	1666	1240	1257	1135	1244	1344	1322	1510	1271	1295	1407	2185	1831	1500	1278	1325	1467	1613	1702	1961	2741	2936	2342
June	01-Jun	02-Jun	03-Jun	04-Jun	05-Jun	06-Jun	07-Jun	08-Jun	09-Jun	10-Jun	11-Jun	12-Jun	13-Jun	14-Jun	15-Jun	16-Jun	17-Jun	18-Jun	19-Jun	20-Jun	21-Jun	22-Jun	23-Jun	24-Jun	25-Jun	26-Jun	27-Jun	28-Jun	29-Jun	30-Jun	2020 101 Ans	4086	4376	4403	4289	4657	4411	3899	4568	4029	4315	4896	4974	4443	4086	4608	4947	5045	4538	4139	4441	3994	4691	4877	5084	4316	4677	4831	4033	4706	4569	2020 999 Ans	2356	1791	1465	1470	1448	1819	1690	1637	1467	1070	1452	1629	1757	1902	1564	1646	1628	1805	2041	2493	1786	1321	1429	1720	2392	2085	2010	1593	1332	1518			
July	01-Jul	02-Jul	03-Jul	04-Jul	05-Jul	06-Jul	07-Jul	08-Jul	09-Jul	10-Jul	11-Jul	12-Jul	13-Jul	14-Jul	15-Jul	16-Jul	17-Jul	18-Jul	19-Jul	20-Jul	21-Jul	22-Jul	23-Jul	24-Jul	25-Jul	26-Jul	27-Jul	28-Jul	29-Jul	30-Jul	31-Jul	2020 101 Ans	4357	4642	4623	4769	3902	4570	4099	4073	4323	4099	4313	3852	4237	3768	4000	4136	3941	3376	3242	4169	3879	3954	3971	4121	4013	3085	4384	3658	4309	3788	3760	2020 999 Ans	1371	1502	1651	1764	1499	1662	1952	1666	1502	1907	2338	2128	1656	1631	1680	1856	2039	2696	2225	1751	1784	1613	1694	2064	2274	2434	1465	1860	1662	1664	2429
August	01-Aug	02-Aug	03-Aug	04-Aug	05-Aug	06-Aug	07-Aug	08-Aug	09-Aug	10-Aug	11-Aug	12-Aug	13-Aug	14-Aug	15-Aug	16-Aug	17-Aug	18-Aug	19-Aug	20-Aug	21-Aug	22-Aug	23-Aug	24-Aug	25-Aug	26-Aug	27-Aug	28-Aug	29-Aug	30-Aug	31-Aug	2020 101 Ans	2725	3005	3778	3637	4217	3821	3560	3656	3432	4204	4202	4428	3640	3996	3944	3508	4231	3921	3729	4074	4242	3524	3210	4130	4005	3461	3670	3722	3162	3291	3953	2020 999 Ans	3060	2447	1922	1722	1516	2002	2423	2862	2641	1894	1899	2361	2280	2491	2814	2233	1654	1704	1903	1737	1959	2612	2151	1785	1491	1484	1552	1843	2360	2107	1476
September	01-Sep	02-Sep	03-Sep	04-Sep	05-Sep	06-Sep	07-Sep	08-Sep	09-Sep	10-Sep	11-Sep	12-Sep	13-Sep	14-Sep	15-Sep	16-Sep	17-Sep	18-Sep	19-Sep	20-Sep	21-Sep	22-Sep	23-Sep	24-Sep	25-Sep	26-Sep	27-Sep	28-Sep	29-Sep	30-Sep	2020 101 Ans	4117	3859	3763	3472	2921	2879	3579	4154	3883	3555	3419	3456	3335	3528	3506	3690	3515	3641	4134	3473	4182	3998	4198	4266	4071	4087	4065	4029	3622	4277	2020 999 Ans	1414	1461	1527	2016	2317	2241	1701	1527	1634	1555	1923	1946	1937	1820	1919	1746	1826	2277	2353	1976	1627	1448	1496	1399	1783	2012	1569	1396	1628	1368			
October	01-Oct	02-Oct	03-Oct	04-Oct	05-Oct	06-Oct	07-Oct	08-Oct	09-Oct	10-Oct	11-Oct	12-Oct	13-Oct	14-Oct	15-Oct	16-Oct	17-Oct	18-Oct	19-Oct	20-Oct	21-Oct	22-Oct	23-Oct	24-Oct	25-Oct	26-Oct	27-Oct	28-Oct	29-Oct	30-Oct	31-Oct	2020 101 Ans	3644	3815	4209	3706	4281	4160	3875	3256	3659	3634	2962	3553	3790	3480	3295	2820	3185	3012	3634	3577	3958	3787	4151	4215	3839	4019	3271	3569	3759	4101	3512	2020 999 Ans	1500	2094	1727	1673	1606	1523	1484	1628	1831	2066	1817	1487	1547	1632	1672	2138	2531	2017	1473	1467	1536	1559	1733	1731	1491	1399	1314	1427	1398	1845	2317
November	01-Nov	02-Nov	03-Nov	04-Nov	05-Nov	06-Nov	07-Nov	08-Nov	09-Nov	10-Nov	11-Nov	12-Nov	13-Nov	14-Nov	15-Nov	16-Nov	17-Nov	18-Nov	19-Nov	20-Nov	21-Nov	22-Nov	23-Nov	24-Nov	25-Nov	26-Nov	27-Nov	28-Nov	29-Nov	30-Nov	2020 101 Ans	3592	3734	3670	4043	3411	3934	4120	3475	4607	4308	4156	3671	3908	3959	3574	3852	3628	3783	3783	4147	4326	3702	3858	3528	4103	3857	3949	3848	3167	3755	2020 999 Ans	1659	1592	1460	1606	2414	2096	1793	1444	1384	1314	1296	1512	1879	1745	1563	1505	1240	1457	1549	1690	1636	1314	1273	1380	1450	1330	1647	1790	1552	1367			
December	01-Dec	02-Dec	03-Dec	04-Dec	05-Dec	06-Dec	07-Dec	08-Dec	09-Dec	10-Dec	11-Dec	12-Dec	13-Dec	14-Dec	15-Dec	16-Dec	17-Dec	18-Dec	19-Dec	20-Dec	21-Dec	22-Dec	23-Dec	24-Dec	25-Dec	26-Dec	27-Dec	28-Dec	29-Dec	30-Dec	31-Dec	2020 101 Ans	3933	3847	3705	3977	3735	3432	3962	3840	2853	3462	3400	4260	3356	3835	3630	4254	3529	4305	3781	3546	3904	3459	4067	3972	2266	3242	3112	3848	3828	4036	3900	2020 999 Ans	1456	1421	1369	1666	1801	1367	1293	1212	1255	1412	1802	1718	1396	1399	1376	1334	1506	1805	1806	1715	1661	1589	1536	1364	1451	1765	1254	1261	1366	1275	1575

Total 2021 101 Ans 2021 999 Ans	Total																																																																																														
	604238 259905		January	01-Jan	02-Jan	03-Jan	04-Jan	05-Jan	06-Jan	07-Jan	08-Jan	09-Jan	10-Jan	11-Jan	12-Jan	13-Jan	14-Jan	15-Jan	16-Jan	17-Jan	18-Jan	19-Jan	20-Jan	21-Jan	22-Jan	23-Jan	24-Jan	25-Jan	26-Jan	27-Jan	28-Jan	29-Jan	30-Jan	31-Jan																																																													
January	01-Jan	02-Jan	03-Jan	04-Jan	05-Jan	06-Jan	07-Jan	08-Jan	09-Jan	10-Jan	11-Jan	12-Jan	13-Jan	14-Jan	15-Jan	16-Jan	17-Jan	18-Jan	19-Jan	20-Jan	21-Jan	22-Jan	23-Jan	24-Jan	25-Jan	26-Jan	27-Jan	28-Jan	29-Jan	30-Jan	31-Jan	2021 101 Ans	4308	3837	3394	4300	3734	3746	3509	3642	3537	3364	3680	3769	3848	3715	3637	4016	3496	4087	3914	4059	3660	4042	4032	3563	4007	3852	3859	3921	4044	4213	3639	2021 999 Ans	2293	1507	1418	1351	1160	1169	1192	1351	1242	1135	1251	1296	1258	1395	1420	1397	1204	1127	1139	1166	1287	1508	1383	1236	1237	1132	1181	1205	1315	1447	1250
February	01-Feb	02-Feb	03-Feb	04-Feb	05-Feb	06-Feb	07-Feb	08-Feb	09-Feb	10-Feb	11-Feb	12-Feb	13-Feb	14-Feb	15-Feb	16-Feb	17-Feb	18-Feb	19-Feb	20-Feb	21-Feb	22-Feb	23-Feb	24-Feb	25-Feb	26-Feb	27-Feb	28-Feb	2021 101 Ans	4308	3837	3394	3381	3834	3807	3381	4403	3543	3517	3964	4242	4236	3423	3936	3428	3981	3892	4218	4453	3468	3756	4107	4045	3341	3604	3605	3335	2021 999 Ans	2293	1507	1418	1318	1444	1487	1264	1490	1520	1439	1303	1437	1675	1189	1217	1401	1318	1304	1428	1614	1582	1657	1215	1255	1479	1771	2045	1663									
March	01-Mar	02-Mar	03-Mar	04-Mar	05-Mar	06-Mar	07-Mar	08-Mar	09-Mar	10-Mar	11-Mar	12-Mar	13-Mar	14-Mar	15-Mar	16-Mar	17-Mar	18-Mar	19-Mar	20-Mar	21-Mar	22-Mar	23-Mar	24-Mar	25-Mar	26-Mar	27-Mar	28-Mar	29-Mar	30-Mar	31-Mar	2021 101 Ans	3795	3993	3853	3619	3660	3925	3409	3791	3367	4034	3638	3996	4063	3272	3813	3241	3369	3626	3487	3607	3524	3887	3329	3391	3535	4016	4052	3148	3945	3512	4066	2021 999 Ans	1667	1292	1349	1334	1628	1823	1883	1544	1455	1250	1351	1516	1830	1401	1369	1700	1762	1787	2175	2147	2386	1711	1500	1595	1319	1526	1622	1388	1412	1645	1572
April	01-Apr	02-Apr	03-Apr	04-Apr	05-Apr	06-Apr	07-Apr	08-Apr	09-Apr	10-Apr	11-Apr	12-Apr	13-Apr	14-Apr	15-Apr	16-Apr	17-Apr	18-Apr	19-Apr	20-Apr	21-Apr	22-Apr	23-Apr	24-Apr	25-Apr	26-Apr	27-Apr	28-Apr	29-Apr	30-Apr	2021 101 Ans	4323	4459	3383	3553	4238	4119	3826	3818	3848	4122	3820	4182	4182	4182	3810	4086	4269	3450	4447	4179	4312	4106	4314	3472	3538	4259	4195	4503	4006	3943	2021 999 Ans	1649	2218	2524	1637	1425	1436	1505	1368	1782	1794	1521	1498	1598	1610	1607	1966	2119	1621	1659	1459	1481	1642	1871	2502	1909	1491	1283	1402	1507	1982			
May	01-May	02-May	03-May	04-May	05-May	06-May	07-May	08-May	09-May	10-May	11-May	12-May	13-May	14-May	15-May	16-May	17-May	18-May	19-May	20-May	21-May	22-May	23-May	24-May	25-May	26-May	27-May	28-May	29-May	30-May	31-May	2021 101 Ans	3867	3278	3916	4063	3975	3464	4052	3843	3865	4238	4034	3672	3659	338																																																	



Total Absence (1st January 2021 — 9th June 2021)

Total Absence Levels - Comparison of 2020 to 2021

January	01-Jan	02-Jan	03-Jan	04-Jan	05-Jan	06-Jan	07-Jan	08-Jan	09-Jan	10-Jan	11-Jan	12-Jan	13-Jan	14-Jan	15-Jan	16-Jan	17-Jan	18-Jan	19-Jan	20-Jan	21-Jan	22-Jan	23-Jan	24-Jan	25-Jan	26-Jan	27-Jan	28-Jan	29-Jan	30-Jan	31-Jan
2021	1502	1475	1520	1553	1621	1643	1641	1640	1613	1614	1626	1615	1574	1588	1603	1514	1546	1503	1509	1493	1462	1465	1419	1424	1373	1335	1307	1293	1284	1252	1236
2020	1166	1163	1178	1223	1216	1230	1264	1275	1243	1236	1202	1170	1144	1148	1151	1153	1145	1115	1128	1140	1166	1186	1187	1197	1187	1183	1169	1170	1179	1195	1184
February	01-Feb	02-Feb	03-Feb	04-Feb	05-Feb	06-Feb	07-Feb	08-Feb	09-Feb	10-Feb	11-Feb	12-Feb	13-Feb	14-Feb	15-Feb	16-Feb	17-Feb	18-Feb	19-Feb	20-Feb	21-Feb	22-Feb	23-Feb	24-Feb	25-Feb	26-Feb	27-Feb	28-Feb			
2021	1206	1200	1180	1175	1176	1204	1175	1142	1177	1184	1167	1179	1164	1173	1166	1149	1166	1149	1153	1134	1135	1138	1124	1143	1141	1150	1110	1105			
2020	1141	1141	1130	1139	1150	1153	1135	1124	1109	1115	1143	1148	1138	1144	1131	1123	1099	1130	1126	1137	1130	1128	1112	1113	1109	1121	1131	1139			
March	01-Mar	02-Mar	03-Mar	04-Mar	05-Mar	06-Mar	07-Mar	08-Mar	09-Mar	10-Mar	11-Mar	12-Mar	13-Mar	14-Mar	15-Mar	16-Mar	17-Mar	18-Mar	19-Mar	20-Mar	21-Mar	22-Mar	23-Mar	24-Mar	25-Mar	26-Mar	27-Mar	28-Mar	29-Mar	30-Mar	31-Mar
2021	1088	1098	1104	1106	1103	1097	1121	1130	1095	1124	1111	1090	1083	1069	1068	1073	1094	1093	1089	1101	1085	1083	1070	1089	1072	1107	1088	1099	1093	1094	1105
2020	1118	1116	1122	1177	1181	1192	1191	1174	1155	1146	1170	1214	1230	1240	1282	1300	1359	1424	1725	2587	2681	2765	2926	3238	3460	3619	3669	3731	3745	3716	3688
April	01-Apr	02-Apr	03-Apr	04-Apr	05-Apr	06-Apr	07-Apr	08-Apr	09-Apr	10-Apr	11-Apr	12-Apr	13-Apr	14-Apr	15-Apr	16-Apr	17-Apr	18-Apr	19-Apr	20-Apr	21-Apr	22-Apr	23-Apr	24-Apr	25-Apr	26-Apr	27-Apr	28-Apr	29-Apr	30-Apr	
2021	1099	1092	1073	1089	1075	1054	1042	1020	1028	1016	1015	1020	1034	1041	1037	1037	1039	1039	1024	1035	1019	1014	1012	1004	975	979	993	971	973	975	
2020	3562	3421	3330	3258	3214	3114	2992	2871	2823	2730	2653	2619	2548	2440	2376	2347	2333	2301	2292	2268	2175	2105	2069	2015	1981	1954	1926	1870	1815	1783	
May	01-May	02-May	03-May	04-May	05-May	06-May	07-May	08-May	09-May	10-May	11-May	12-May	13-May	14-May	15-May	16-May	17-May	18-May	19-May	20-May	21-May	22-May	23-May	24-May	25-May	26-May	27-May	28-May	29-May	30-May	31-May
2021	981	974	977	1007	1022	1030	1038	1018	1013	1011	1024	1067	1078	1083	1088	1064	1047	1065	1048	1079	1087	1090	1065	1076	1119	1138	1139	1143	1156	1174	1178
2020	1779	1720	1709	1686	1626	1550	1486	1385	1293	1266	1249	1217	1194	1182	1137	1102	1081	1072	1060	1053	1043	1058	1046	1026	1006	984	970	963	974	960	931
June	01-Jun	02-Jun	03-Jun	04-Jun	05-Jun	06-Jun	07-Jun	08-Jun	09-Jun	10-Jun	11-Jun	12-Jun	13-Jun	14-Jun	15-Jun	16-Jun	17-Jun	18-Jun	19-Jun	20-Jun	21-Jun	22-Jun	23-Jun	24-Jun	25-Jun	26-Jun	27-Jun	28-Jun	29-Jun	30-Jun	
2021	1171	1193	1197	1242	1231	1213	1218	1220	1238																						
2020	929	915	910	900	905	899	904	889	887																						

No figures should be considered as Official Police Statistics. These may not yet have been verified or validated.