

Report To:	SPA Board Members		
Meeting Date:		Agenda Item:	
Report Title:	Operation Talla Weekly Update		
Sponsored by:		Presented by:	DCC Graham
Appendix Attached:	APPENDIX A – Weekly COVID-19 Bulletin		
Report Classification			
Police Scotland:	For Noting		
SPA:	For Noting		
EXECUTIVE SUMMARY			
1.	Purpose		
1.1	<p>This paper provides the Scottish Police Authority (SPA) with a weekly update on policing changes seen during Operation TALLA, Police Scotland's COVID-19 response.</p> <p>This report contains the preceding week's information and data on changing demands within the service centre, incident attendance and crime. It will also consider our COVID-19 response including our use of the emergency legislation and how we are assisting our officers and staff welfare throughout these challenging times.</p> <p>This update will have a reporting period of Thursday to Wednesday. For the purpose of this report, the week of Thursday 16th July 2020 to Wednesday 22nd July 2020 is considered.</p>		
2.	Decision Requested		
2.1	N/A		
3.	Recommendation		
3.1	N/A		
4.	Alignment to Police Scotland Strategic Outcomes		
4.1	<p>This report aligns to both Police Scotland's Strategic Outcomes and the Operation TALLA Strategic Objectives as set out by DCC Malcolm Graham.</p> <p>This report discusses the flexible and adaptable response to the challenges posed by COVID-19 by Police Scotland (SO1, SO2 and SO5). It further highlights the activities undertaken by Police Scotland to protect our people (SO4). The levels of intervention activity discussed in the report serve to protect our communities from COVID-19 (SO1, SO2). The frequent, transparent publication of papers, such as this, and those published on the Police Scotland website provide engagement with communities, to maintain trust and confidence (SO3).</p>		

5.	Main Report
----	-------------

5.1 CURRENT LANDSCAPE

Over the last week, as Scotland continues to move through ‘Phase 3’ of the ‘Route map through and out of the Crisis,’ Police Scotland has maintained their measured approach and applied the updated guidelines accordingly. Last week’s changes in relation to the re-opening of indoor licensed premises for eating and drinking, have had no significant impact on frontline policing with the majority adhering to the government guidelines. Mandatory face coverings within retail premises continues to generate calls but these on the whole have resulted in very little enforcement action.

No significant COVID 19 issues have been reported in the last week, other than a highly publicised localised number of cases surrounding a call centre.

The weather during this week has been changeable and not assessed to have had any significant impact on the behaviour of the public, this is evidenced within the Covid-19 policing intervention data that will be discussed in this week’s report.

5.2 SERVICE CENTRE DEMAND

In the last week, the volume of 101 calls answered decreased slightly compared to the previous week, whilst answered 999 calls increased. 101 calls are still trending at significantly lower figures, now approx. 25%, less than 2019, however 999 call volume remains similar to last years figures.

5.3 INCIDENT DEMAND

There has been an increase in total incident volumes when compared to last week.

Public nuisance and noise incidents have seen a further decline on last week whilst disturbance calls are up. In comparison to the previous year, most incident types continue to trend at lower levels with the notable exceptions of public nuisance and noise, which are still trending higher.

5.4 CRIME

Crime is currently lower than seasonal averages. Recorded crime has decreased very slightly, from the previous week and remains 9.5% lower than last year.

In the past week Serious Assaults have increased across the country, caution should however be exercised as the numbers involved are not large. This does not appear to be related to Licenced premises reopening, as Licensing offences have actually decreased since last week. This will be monitored to ensure that there is not a worrying trend of poor behaviour as lock-down eases.

5.5 COVID-19 INTERVENTION ACTIVITY

The government guidance remained in 'Phase 3' of easing lockdown restrictions. Throughout the last week Police Scotland's approach to the use of COVID-19 legislation continues to be to firstly engage with people, explain the provisions and encourage them to comply with the necessary restrictions with enforcement action being taken only where absolutely necessary.

The overall style and tone of policing the pandemic in Scotland has not changed since the inception of the public health emergency.

In the last seven days, Police Scotland officers attended 18553 incidents.

The COVID-19 intervention powers have been used on 41 occasions over the same time period, a drop of over 250 on last week's figures. There has been 1 FPN recorded this week, for failing to wear a face covering in a retail premises reinforcing the trend that most people will desist when requested by the Police and are responding well to the '4E approach' adopted by Police Scotland.

Due to the manual nature of data recording for these lower level interventions, Police Scotland may not capture every occurrence of such activity. It is highly likely that the percentage of intervention activity which results in enforcement is actually smaller than reported.

Since quarantine regulations came into force on travellers entering Scotland from out with the UK on the 15th June, Police Scotland have had 23 instances of alleged non-compliance reported. None of these have resulted in enforcement action.

5.6 PERSONAL PROTECTIVE EQUIPMENT (PPE)

Securing suitable PPE remains an ongoing priority and the dedicated Logistics cell has continued to provide extensive training, equipping and resupply, operating on an early shift late shift basis. Supply lines remain fragile and this will be a long term challenge.

Up to and including the 22nd July, over 15,200 frontline police officers and staff have been trained in, supplied or resupplied appropriate PPE. This is in conjunction with the provision of significant measures to implement physical distancing within the workplace wherever possible.

5.7 ABSENCE

Over the past week, employee absence levels have consistently trended below levels of the same dates in 2019. Those absences related to COVID-19 have also remained static at with numbers around 30. This has been an established pattern since the last week in May. It was anticipated that the Scottish approach to 'Test and Protect' in order to limit the spread of the virus moving forwards, may have seen pockets of absence across teams or shifts. This has yet to materialise.

5.8 OFFICER AND STAFF COVID-19 SCREENING

People & Development continue to support our workforce providing reassurance to officers and staff who are symptomatic, to assist with returning officers and staff to work as soon as possible. Please note that testing data is now being reported weekly and the figures outlined below are up to and including 19th July during which time almost 1900 tests have been arranged. From all testing done 200 have returned as positive for COVID-19. Work has also been done to eradicate duplicate reports through officers self-referring, resulting in a slight drop of positive tests reported.

Testing of asymptomatic officers and staff based on risk commenced on 14th May and around 283 tests have been arranged up to and including 19th July. None of these tests have yet returned a positive result.

Contact tracing numbers are now being reported and this currently numbers 3 with no positive tests.

Police Scotland continues to be engaged in discussions about the opportunities to introduce workplace antibody testing should a valid test become available in Scotland.

5.9 COVID-19 NEAR MISSES

'Near-miss' forms in the context of the pandemic situation may be submitted for a variety of reasons i.e. when officers are potentially exposed to COVID-19 whilst not wearing PPE, where PPE malfunctions, or in any other instance an officer feels a risk to themselves in a specific occurrence relating to COVID-19. This can occur due to the reactive nature of policing, as well as being influenced by training levels and supply of PPE.

In the last week we have seen 2 of these forms submitted, which has continued the downward trend. Neither forms submitted were attributable to the process for requesting an asymptomatic COVID-19 screening test due to an occupational risk. This is the lowest reported number since recording commenced.

5.10 CUSTODY

'Custody volume' refers to the amount of individuals held in Police Scotland custody facilities at a given time. The number of custodies fell on the approach to 'lockdown', reaching their lowest level on 29th March. Since that date, total custody volumes have

increased and, in recent weeks have returned to levels comparable to pre-COVID business as usual. The organisation is seeing traditional weekend peaks returning which was less noticeable during the early stages of lockdown.

5.11 SUBMISSION

This report is submitted to the SPA for information and consideration.

Appendix A – COVID-19 Weekly Bulletin contains the information which will be released publically by Police Scotland. This information will continue to be released weekly and will synchronise with the weekly SPA reporting for consistent, single data timelines.

COVID-19 WEEKLY BULLETIN

16th – 22nd July 2020

SERVING A
CHANGING SCOTLAND



SCOTTISH POLICE
AUTHORITY

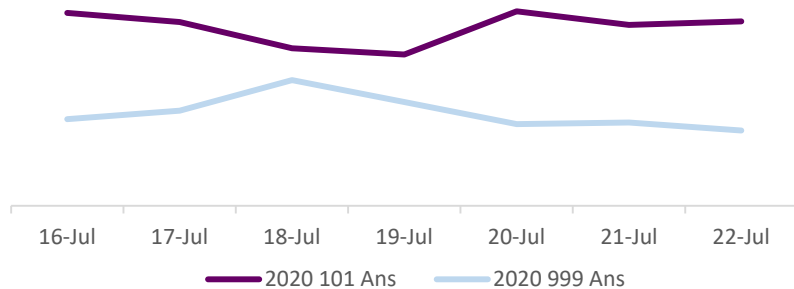
No figures should be considered as Official Police Statistics. These may not yet have been verified or validated.

OFFICIAL

Service Centre Demand

Service Centre Demand

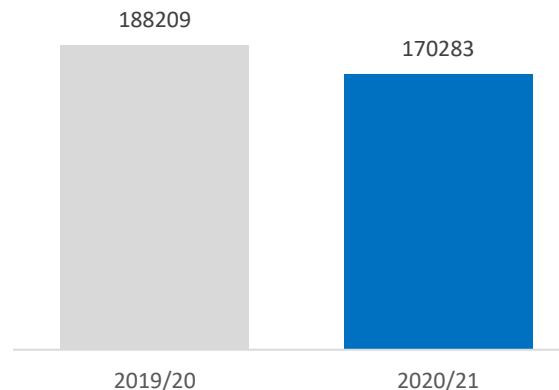
The volume of 101 calls answered has remained at a relatively consistent level throughout the week. The volume of 999 calls answered also remains relatively consistent throughout the week.



Crime Levels

Crime Volume (19 March – Present compared to Previous Year)

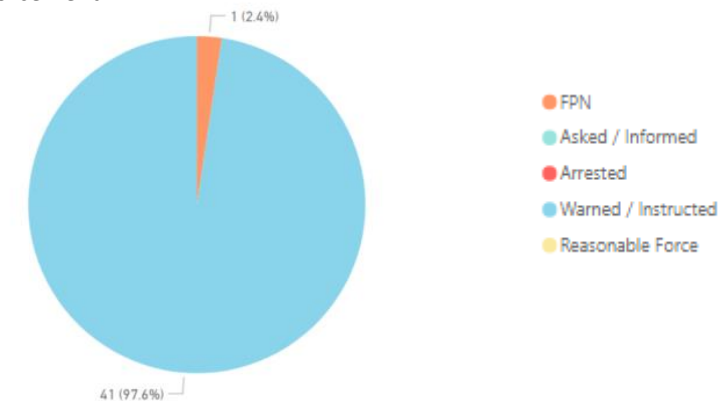
Crime has continued to trend at levels lower than the seasonal average, and total volume year to date is still considerably lower than last year. Total 'Year to Date' volume is displayed below, further data is available in the Crime slide.



Coronavirus Legislation

Co-operation with new Coronavirus Legislation

The below chart is indicative of the co-operation levels experienced by Police over the last 7 days. The vast majority of interactions between Police and the public continue to be resolved without enforcement.



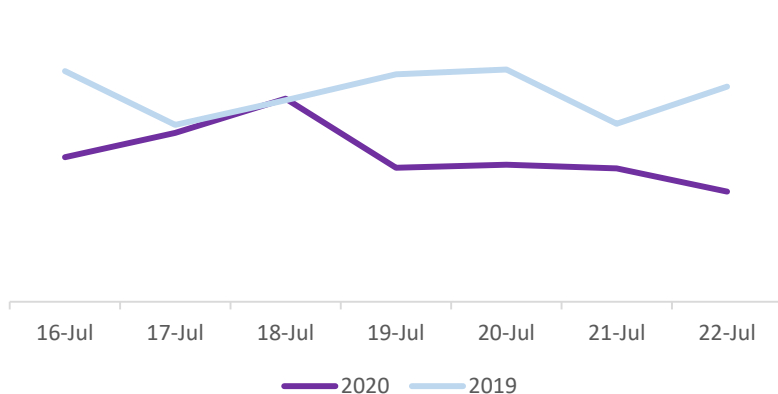
Total Number of Enforcement Activity Relating to Coronavirus Legislation

Enforcement Activity over last 7 days	2
---------------------------------------	---

Incident Demand

Incident Demand

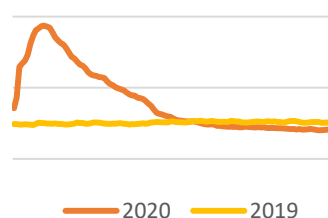
Incident volume this week has reduced generally as the week went on and continues to show lower levels compared to the same time last year.



Staff Absence and Welfare

Absences

Absences are now trending lower when compared to 2019.



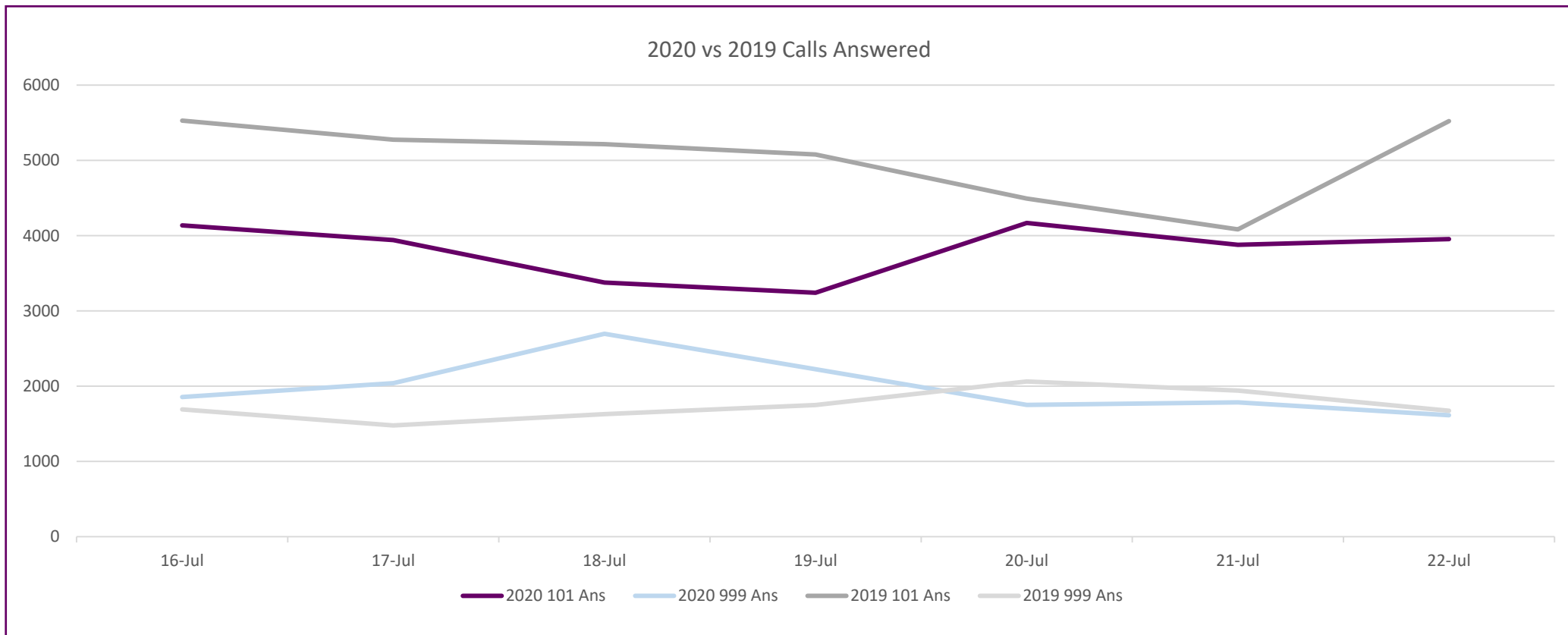
Staff COVID Screening

Testing of key workers for COVID-19 continues and the number of tests arranged for Police Scotland employees is broken down later in this report.

Home Office Referrals To Date

Home Office Referrals	No. of
Number of referrals relating to quarantine	23
Number of referrals resolved by resolution team	0
Number of referrals resulting in police incidents	1

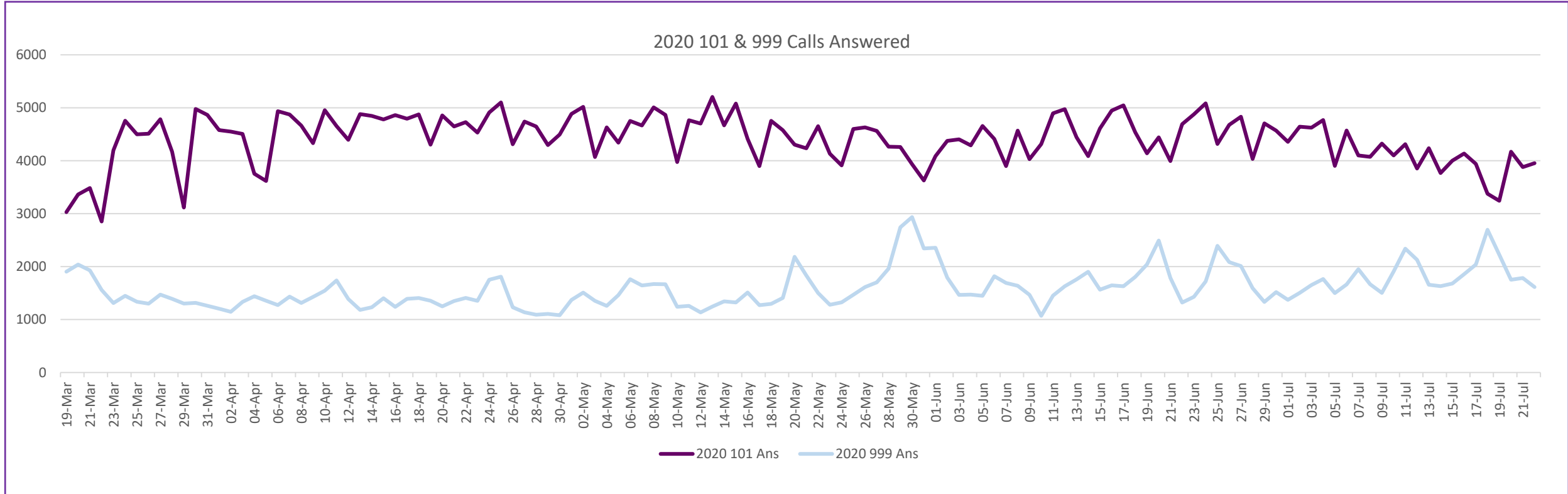
Weekly Service Centre Demand (16th – 22nd July 2020)



	16-Jul	17-Jul	18-Jul	19-Jul	20-Jul	21-Jul	22-Jul	Total
2020 101 Ans	4136	3941	3376	3242	4169	3879	3954	26697
2020 999 Ans	1856	2039	2696	2225	1751	1784	1613	13964
2019 101 Ans	5529	5276	5215	5078	4493	4084	5522	35197
2019 999 Ans	1692	1478	1629	1750	2062	1941	1674	12226



Cumulative Service Centre Demand (19th March – 22nd July 2020)

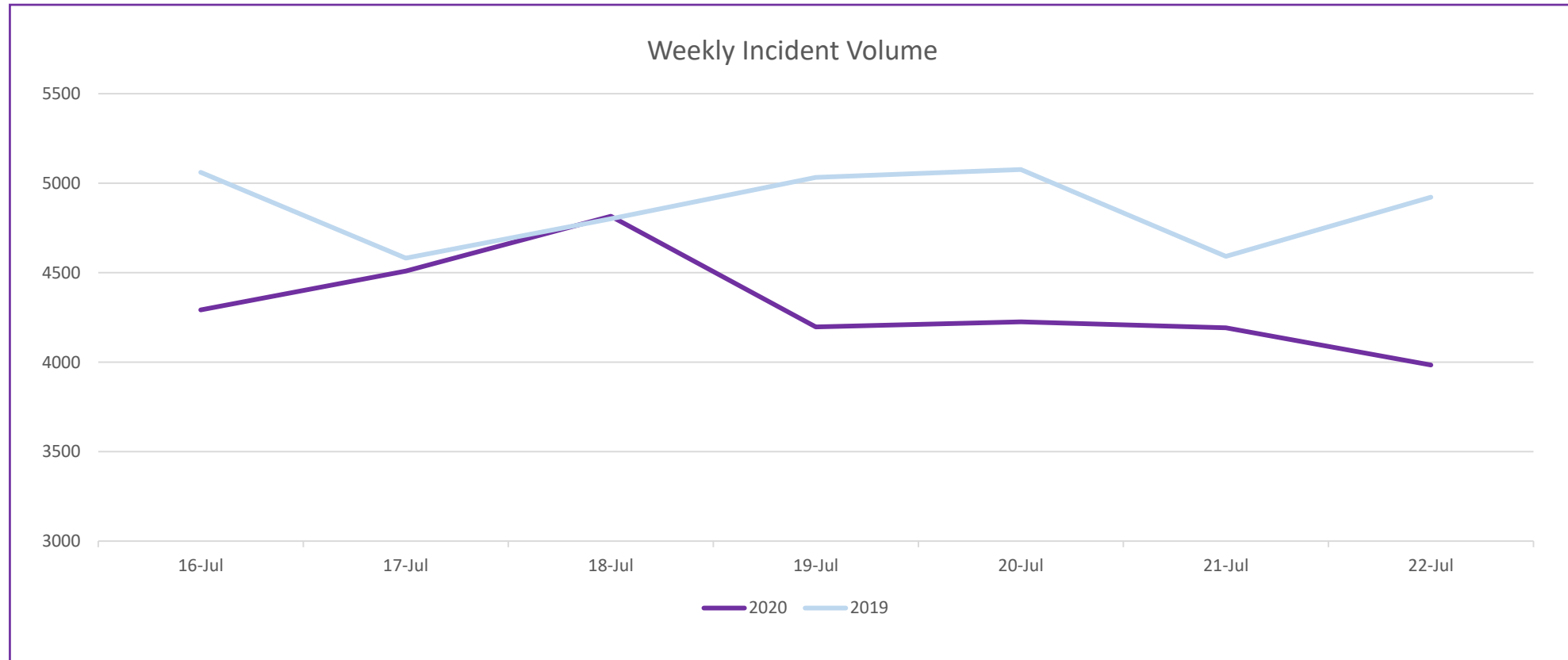


Total																														March	19-Mar	20-Mar	21-Mar	22-Mar	23-Mar	24-Mar	25-Mar	26-Mar	27-Mar	28-Mar	29-Mar	30-Mar	31-Mar
2020 101 Ans	564126																													2020 101 Ans	3029	3362	3484	2852	4196	4755	4499	4510	4784	4169	3115	4977	4866
2020 999 Ans	198964																													2020 999 Ans	1904	2038	1929	1558	1311	1447	1336	1299	1471	1391	1302	1314	1259
April	01-Apr	02-Apr	03-Apr	04-Apr	05-Apr	06-Apr	07-Apr	08-Apr	09-Apr	10-Apr	11-Apr	12-Apr	13-Apr	14-Apr	15-Apr	16-Apr	17-Apr	18-Apr	19-Apr	20-Apr	21-Apr	22-Apr	23-Apr	24-Apr	25-Apr	26-Apr	27-Apr	28-Apr	29-Apr	30-Apr													
2020 101 Ans	4579	4550	4506	3753	3618	4935	4873	4663	4332	4954	4654	4394	4881	4846	4780	4861	4793	4874	4303	4856	4647	4728	4530	4910	5101	4311	4739	4647	4295	4494													
2020 999 Ans	1204	1145	1333	1440	1355	1272	1432	1312	1426	1545	1739	1386	1182	1232	1403	1238	1391	1406	1354	1248	1348	1408	1353	1752	1808	1231	1137	1090	1106	1082													
May	01-May	02-May	03-May	04-May	05-May	06-May	07-May	08-May	09-May	10-May	11-May	12-May	13-May	14-May	15-May	16-May	17-May	18-May	19-May	20-May	21-May	22-May	23-May	24-May	25-May	26-May	27-May	28-May	29-May	30-May	31-May												
2020 101 Ans	4884	5017	4069	4630	4340	4751	4665	5008	4865	3974	4764	4701	5205	4668	5080	4412	3898	4754	4576	4302	4235	4652	4131	3911	4600	4629	4563	4264	4260	3935	3626												
2020 999 Ans	1369	1509	1353	1257	1461	1761	1644	1670	1666	1240	1257	1135	1244	1344	1322	1510	1271	1295	1407	2185	1831	1500	1278	1325	1467	1613	1702	1961	2741	2936	2342												
June	01-Jun	02-Jun	03-Jun	04-Jun	05-Jun	06-Jun	07-Jun	08-Jun	09-Jun	10-Jun	11-Jun	12-Jun	13-Jun	14-Jun	15-Jun	16-Jun	17-Jun	18-Jun	19-Jun	20-Jun	21-Jun	22-Jun	23-Jun	24-Jun	25-Jun	26-Jun	27-Jun	28-Jun	29-Jun	30-Jun													
2020 101 Ans	4086	4376	4403	4289	4657	4411	3899	4568	4029	4315	4896	4974	4443	4086	4608	4947	5045	4538	4139	4441	3994	4691	4877	5084	4316	4677	4831	4033	4706	4569													
2020 999 Ans	2356	1791	1465	1470	1448	1819	1690	1637	1467	1070	1452	1629	1757	1902	1564	1646	1628	1805	2041	2493	1786	1321	1429	1720	2392	2085	2010	1593	1332	1518													
July	01-Jul	02-Jul	03-Jul	04-Jul	05-Jul	06-Jul	07-Jul	08-Jul	09-Jul	10-Jul	11-Jul	12-Jul	13-Jul	14-Jul	15-Jul	16-Jul	17-Jul	18-Jul	19-Jul	20-Jul	21-Jul	22-Jul																					
2020 101 Ans	4357	4642	4623	4769	3902	4570	4099	4073	4323	4099	4313	3852	4237	3768	4000	4136	3941	3376	3242	4169	3879	3954																					
2020 999 Ans	1371	1502	1651	1764	1499	1662	1952	1666	1502	1907	2338	2128	1656	1631	1680	1856	2039	2696	2225	1751	1784	1613																					

No figures should be considered as Official Police Statistics. These may not yet have been verified or validated.

OFFICIAL

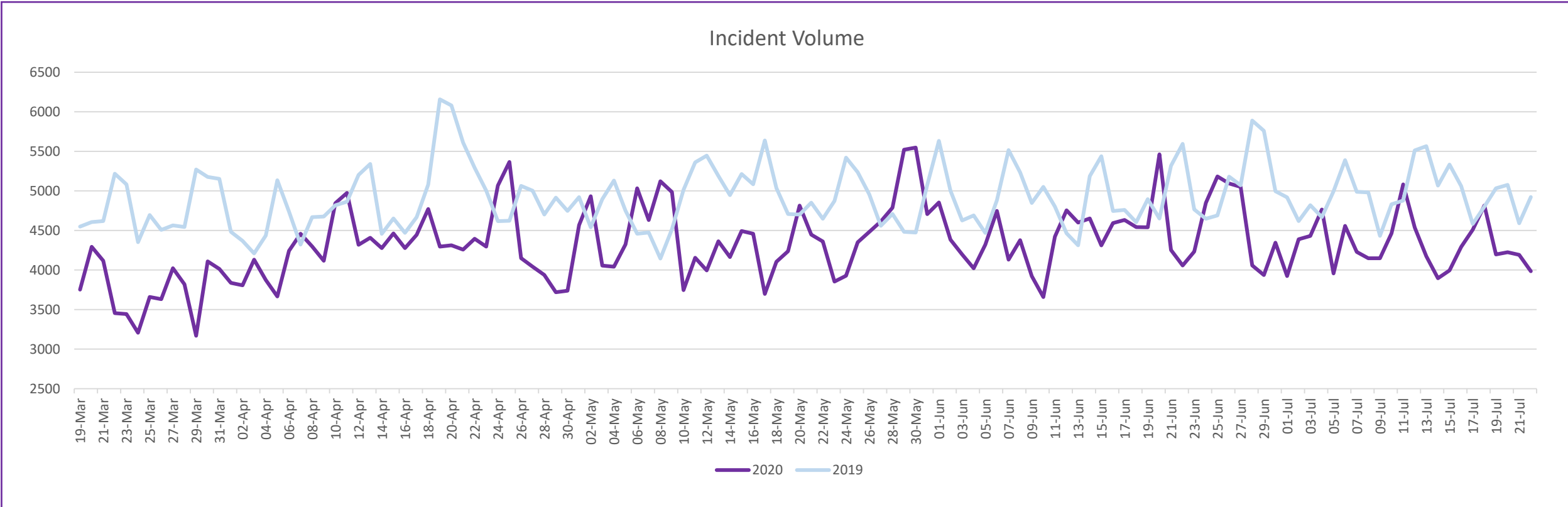
Weekly Incident Demand (16th – 22nd July 2020)



	16-Jul	17-Jul	18-Jul	19-Jul	20-Jul	21-Jul	22-Jul	Total
2020	4292	4509	4815	4197	4225	4192	3984	30214
2019	5061	4581	4801	5032	5076	4591	4922	34064



Cumulative Incident Demand (19th March – 22nd July 2020)



Total	Total																									March	19-Mar	20-Mar	21-Mar	22-Mar	23-Mar	24-Mar	25-Mar	26-Mar	27-Mar	28-Mar	29-Mar	30-Mar	31-Mar
2020	545057																									2020	3752	4293	4117	3455	3443	3207	3659	3631	4023	3819	3169	4109	4014
2019	618922																									2019	4549	4606	4618	5217	5082	4351	4695	4507	4564	4544	5270	5176	5152
April	01-Apr	02-Apr	03-Apr	04-Apr	05-Apr	06-Apr	07-Apr	08-Apr	09-Apr	10-Apr	11-Apr	12-Apr	13-Apr	14-Apr	15-Apr	16-Apr	17-Apr	18-Apr	19-Apr	20-Apr	21-Apr	22-Apr	23-Apr	24-Apr	25-Apr	26-Apr	27-Apr	28-Apr	29-Apr	30-Apr									
2020	3837	3806	4130	3874	3666	4242	4458	4298	4117	4844	4974	4319	4408	4277	4462	4276	4444	4771	4296	4312	4258	4395	4296	5067	5366	4150	4042	3937	3719	3738									
2019	4482	4368	4209	4436	5134	4738	4321	4668	4676	4818	4863	5202	5340	4457	4651	4470	4668	5079	6157	6080	5611	5292	5004	4617	4622	5063	5002	4701	4915	4747									
May	01-May	02-May	03-May	04-May	05-May	06-May	07-May	08-May	09-May	10-May	11-May	12-May	13-May	14-May	15-May	16-May	17-May	18-May	19-May	20-May	21-May	22-May	23-May	24-May	25-May	26-May	27-May	28-May	29-May	30-May	31-May								
2020	4568	4932	4056	4042	4324	5033	4631	5122	4986	3746	4155	3995	4363	4164	4492	4458	3697	4104	4237	4814	4447	4360	3854	3927	4350	4481	4613	4787	5520	5547	4706								
2019	4921	4539	4896	5130	4749	4458	4474	4144	4516	5012	5361	5445	5189	4946	5213	5083	5637	5037	4707	4701	4851	4647	4873	5420	5236	4957	4559	4708	4482	4473	5074								
June	01-Jun	02-Jun	03-Jun	04-Jun	05-Jun	06-Jun	07-Jun	08-Jun	09-Jun	10-Jun	11-Jun	12-Jun	13-Jun	14-Jun	15-Jun	16-Jun	17-Jun	18-Jun	19-Jun	20-Jun	21-Jun	22-Jun	23-Jun	24-Jun	25-Jun	26-Jun	27-Jun	28-Jun	29-Jun	30-Jun									
2020	4854	4383	4197	4021	4321	4747	4130	4377	3922	3658	4421	4754	4599	4651	4311	4593	4632	4542	4540	5462	4252	4057	4232	4849	5182	5094	5051	4058	3936	4345									
2019	5632	5002	4626	4689	4469	4882	5515	5233	4847	5051	4801	4464	4312	5186	5438	4746	4759	4603	4895	4650	5317	5594	4766	4647	4690	5180	5071	5889	5759	4996									
July	01-Jul	02-Jul	03-Jul	04-Jul	05-Jul	06-Jul	07-Jul	08-Jul	09-Jul	10-Jul	11-Jul	12-Jul	13-Jul	14-Jul	15-Jul	16-Jul	17-Jul	18-Jul	19-Jul	20-Jul	21-Jul	22-Jul																	
2020	3924	4388	4430	4765	3956	4557	4228	4148	4148	4464	5082	4537	4174	3895	3995	4292	4509	4815	4197	4225	4192	3984																	
2019	4918	4618	4819	4668	4995	5388	4988	4980	4432	4831	4877	5511	5565	5067	5332	5061	4581	4801	5032	5076	4591	4922																	

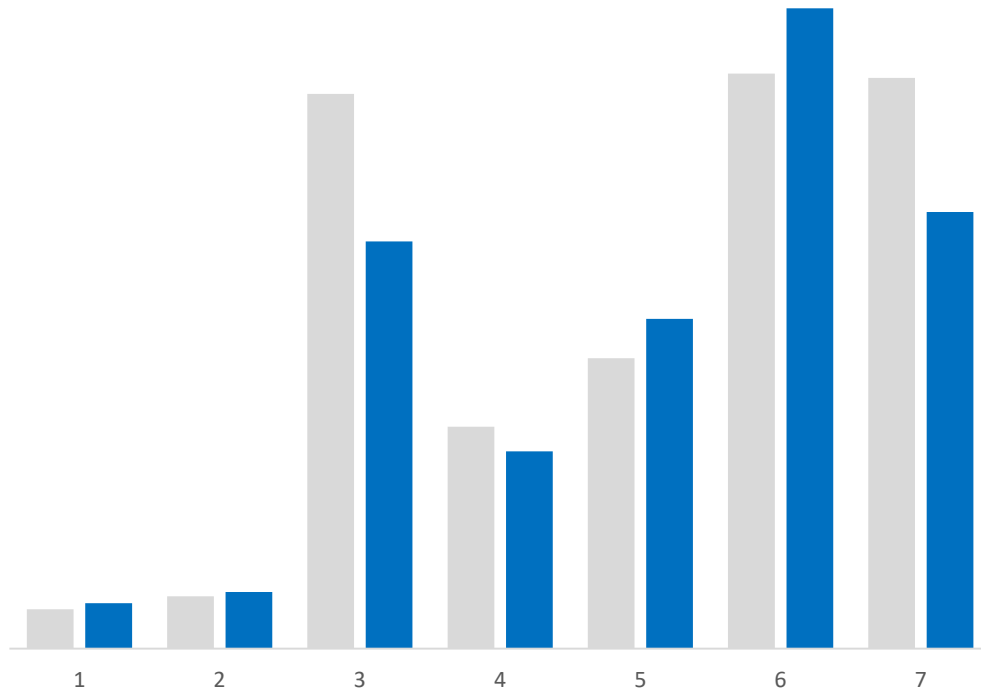
Note: No figures should be considered as Official Police Statistics. These may not yet have been verified or validated.

OFFICIAL

Weekly Crime Demand (13th – 19th July 2020)

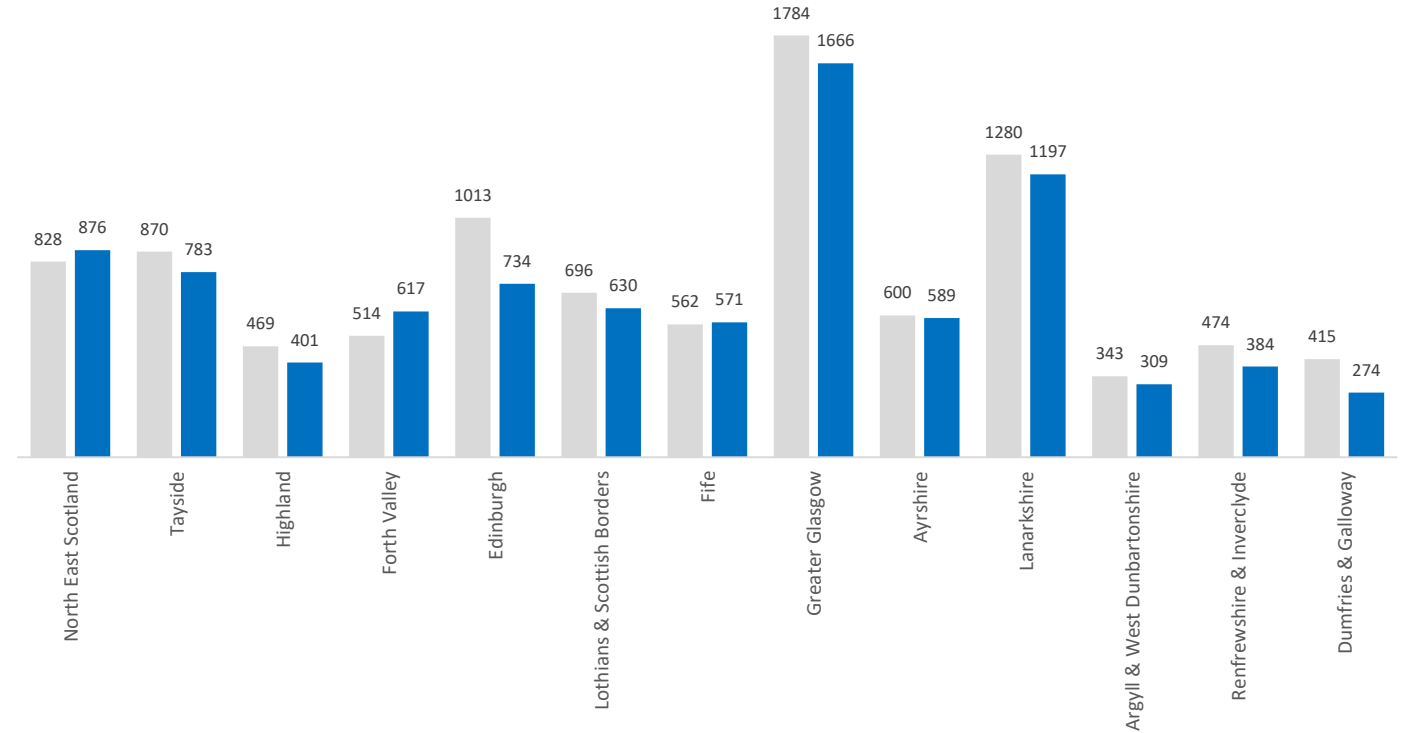
Weekly Crime by Group

■ 2019/20 ■ 2020/21



Weekly Crime by Division

■ 2019/20 ■ 2020/21



Crime Group	1	2	3	4	5	6	7	Total
2019/20	168	223	2371	948	1241	2458	2439	9848
2020/21	194	242	1740	843	1409	2737	1866	9031

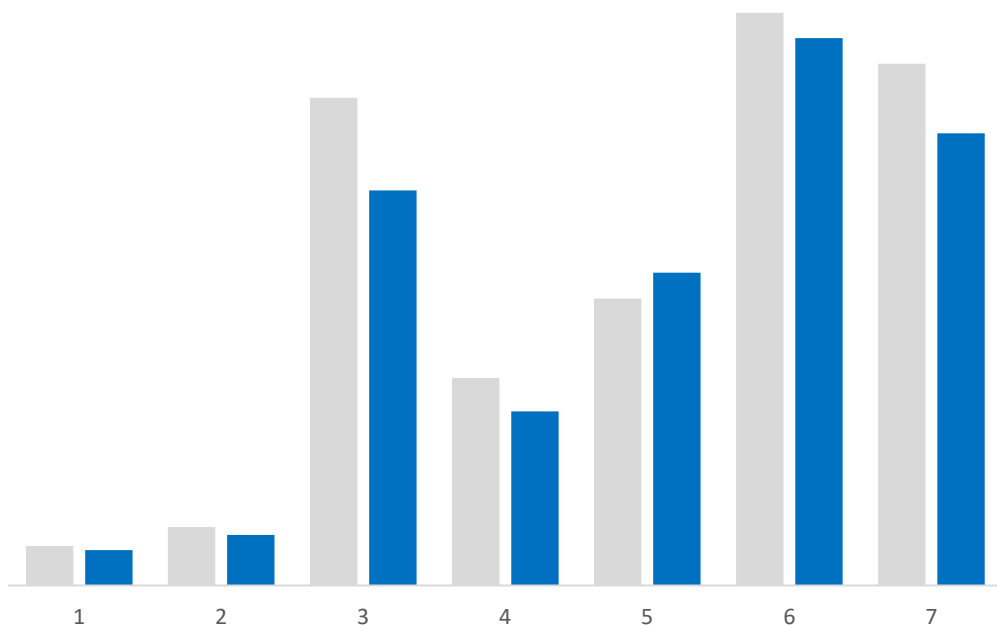
Most Crime Groups (with the exception of 3, 4 & 7) show an increase when the preceding weeks volume is compared to the same period in 2019. Most divisions this week have noted a decrease in crime volumes, however there are three exceptions, spread around the country with no geographical pattern to report.

More information regarding Crime Groups can be found [via this link](#)

Cumulative Crime Demand (9th March – 19th July 2020)

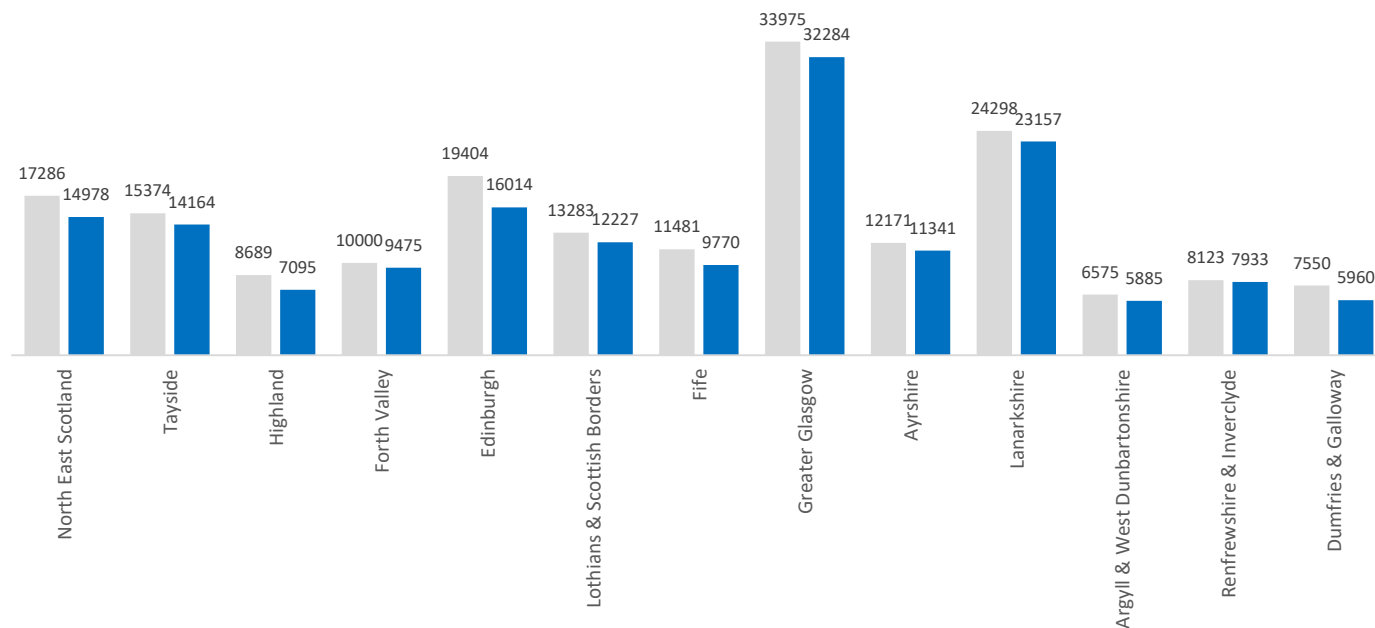
Total Crime by Group

■ 2019/20 ■ 2020/21



Total Crime by Division

■ 2019/20 ■ 2020/21



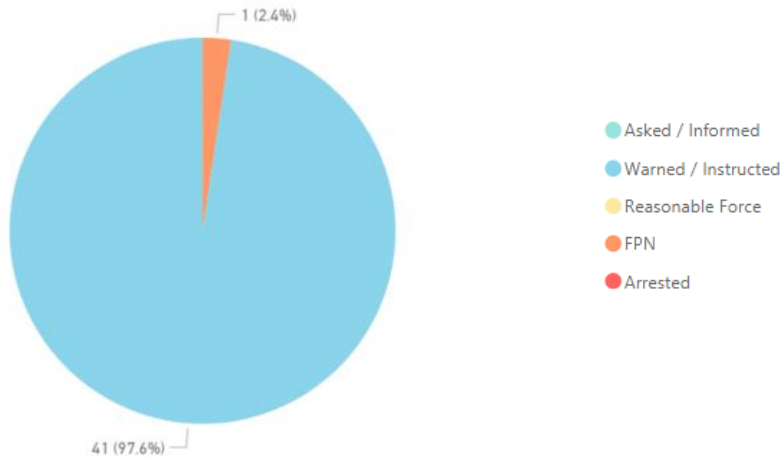
Crime Group	1	2	3	4	5	6	7	Total
2019/20	3428	5061	42202	17968	24836	49558	45156	188209
2020/21	3061	4387	34188	15065	27079	47367	39136	170283

All Crime Groups (with the exception of Group 5) show a decrease in volume when compared to the same period in 2019. Group 5 crime is higher in volume and has increased in the weekly records as mentioned. All Divisions show a cumulative decrease in volume when compared to the same time period in 2019.

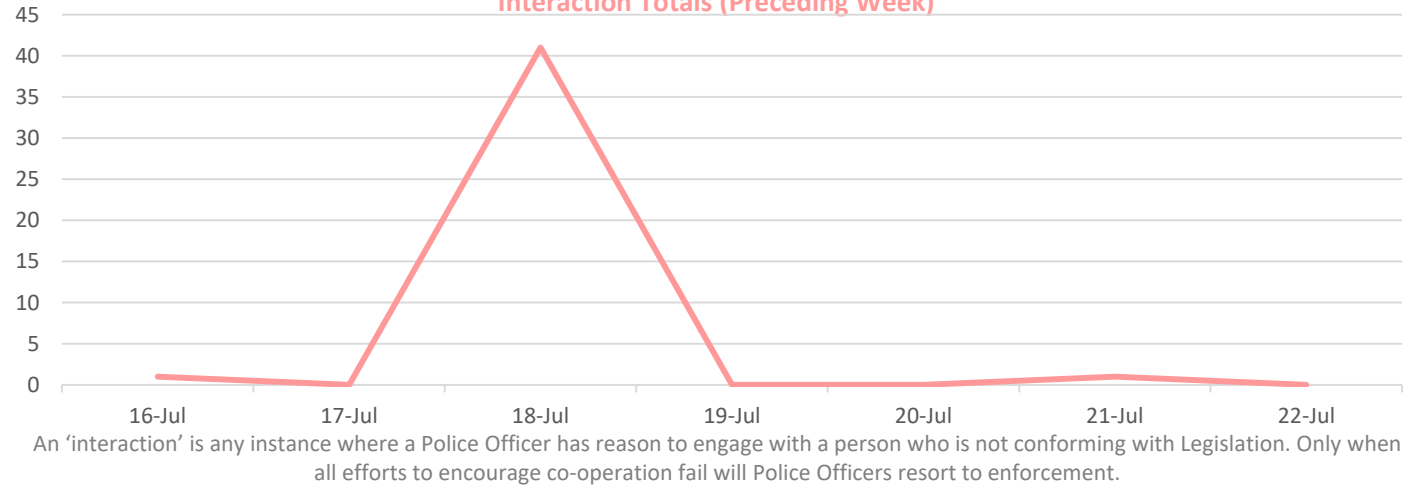
More information regarding Crime Groups can be found [via this link](#)

Weekly Legislation Co-operation (16th – 22nd July 2020)

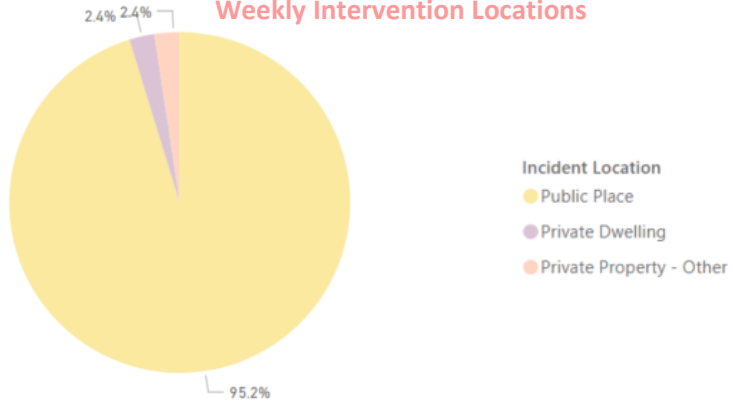
Weekly Cooperation Levels



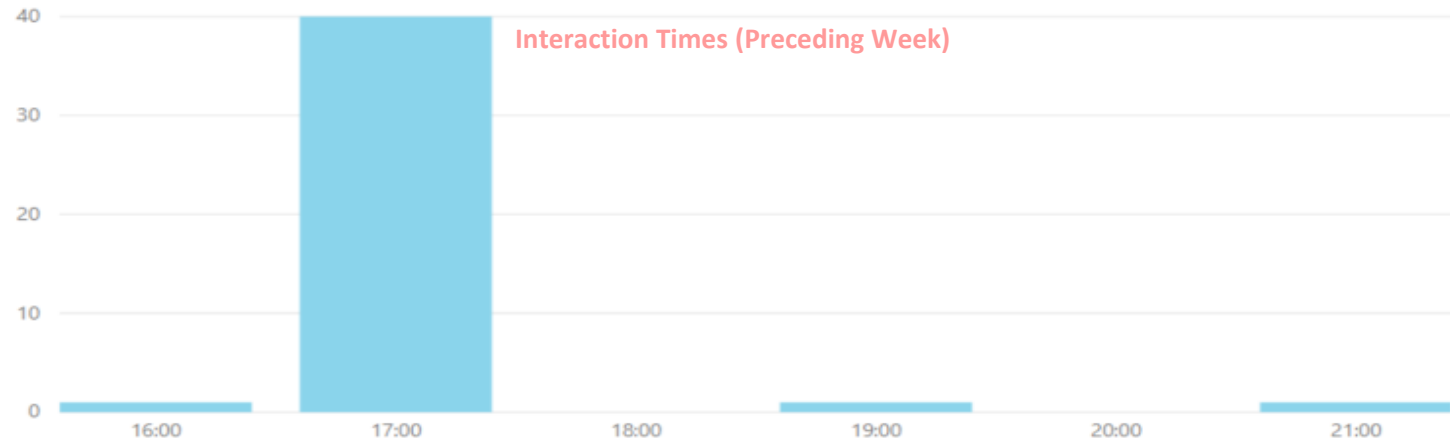
Interaction Totals (Preceding Week)



Weekly Intervention Locations



Interaction Times (Preceding Week)

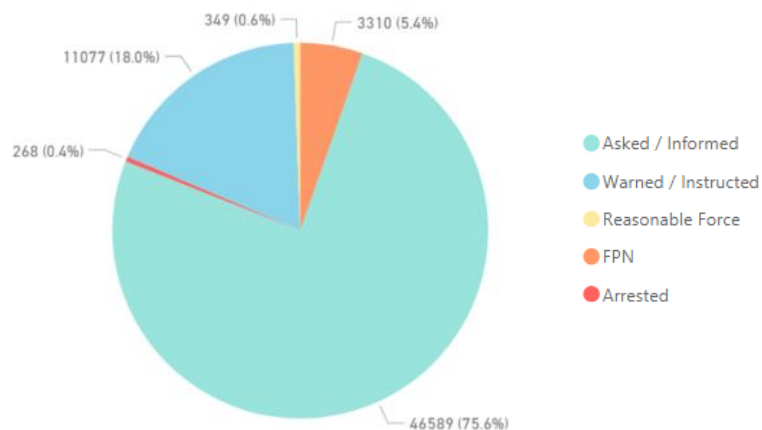


In response to the introduction of The Health Protection (Coronavirus) (Restrictions) (Scotland) Regulations 2020 and Coronavirus Act 2020, Police Scotland developed a 'Coronavirus Interventions' (CVI) recording system. This system allowed Police Scotland to begin gathering data in relation to the public co-operation levels with the new legislation. This system relies on Police Officers manually updating the system with the co-operation level when they encounter an individual in contravention of the new legislation.

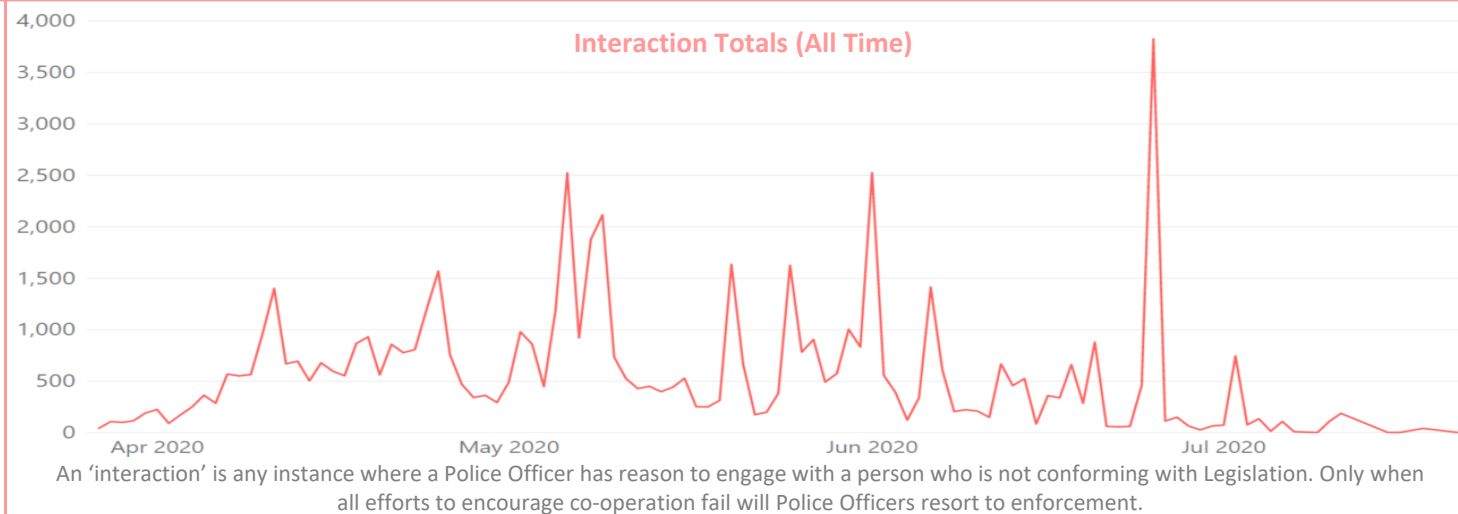
Due to the manual input required to form this data set, the contents of this slide are indicative only. Actual figures will differ from those recorded on Crime Systems (please see slide 11), may be subject to change, and cannot be considered Official Police Statistics. They do provide an indication of the public co-operation levels across Scotland.

Coronavirus Legislation Co-operation (27th March – 22nd July 2020)

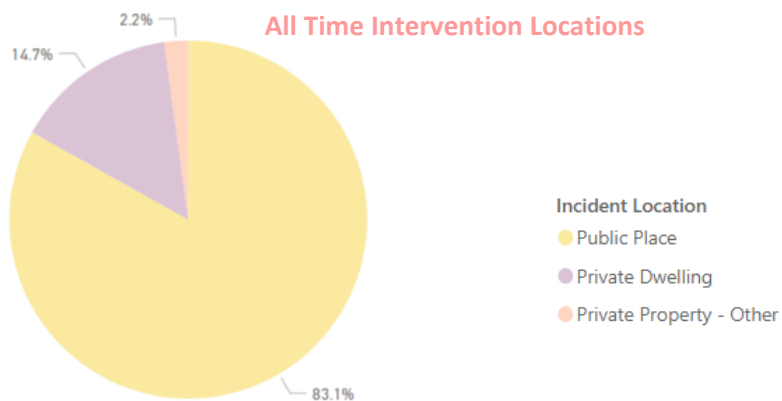
All Time Cooperation Levels



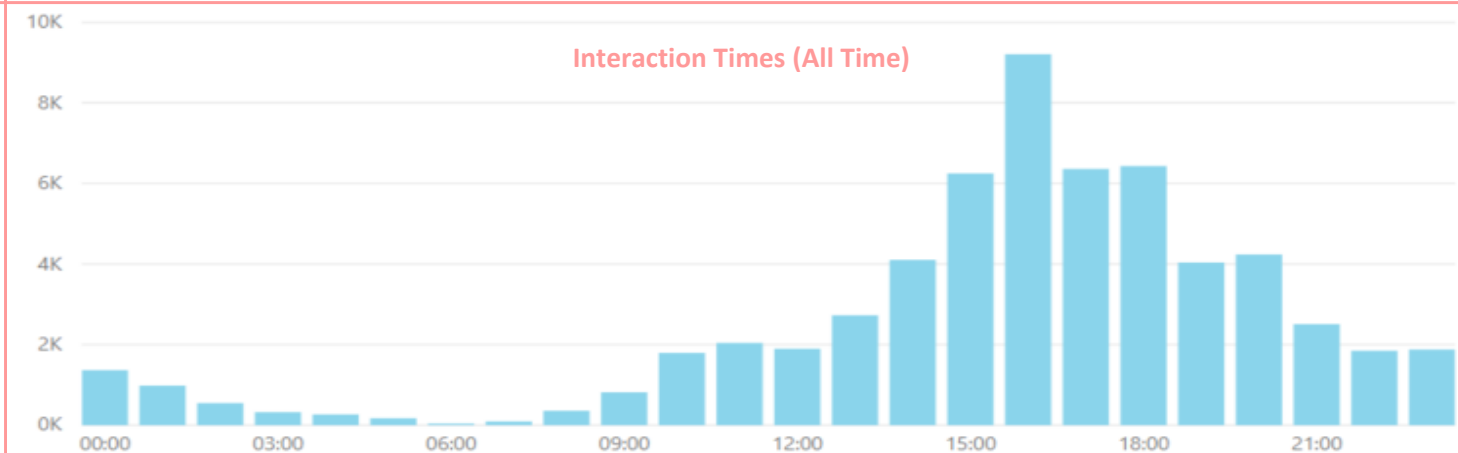
Interaction Totals (All Time)



All Time Intervention Locations



Interaction Times (All Time)



In response to the introduction of The Health Protection (Coronavirus) (Restrictions) (Scotland) Regulations 2020 and Coronavirus Act 2020, Police Scotland developed a 'Coronavirus Interventions' (CVI) recording system. This system allowed Police Scotland to begin gathering data in relation to the public co-operation levels with the new legislation. This system relies on Police Officers manually updating the system with the co-operation level when they encounter an individual in contravention of the new legislation.

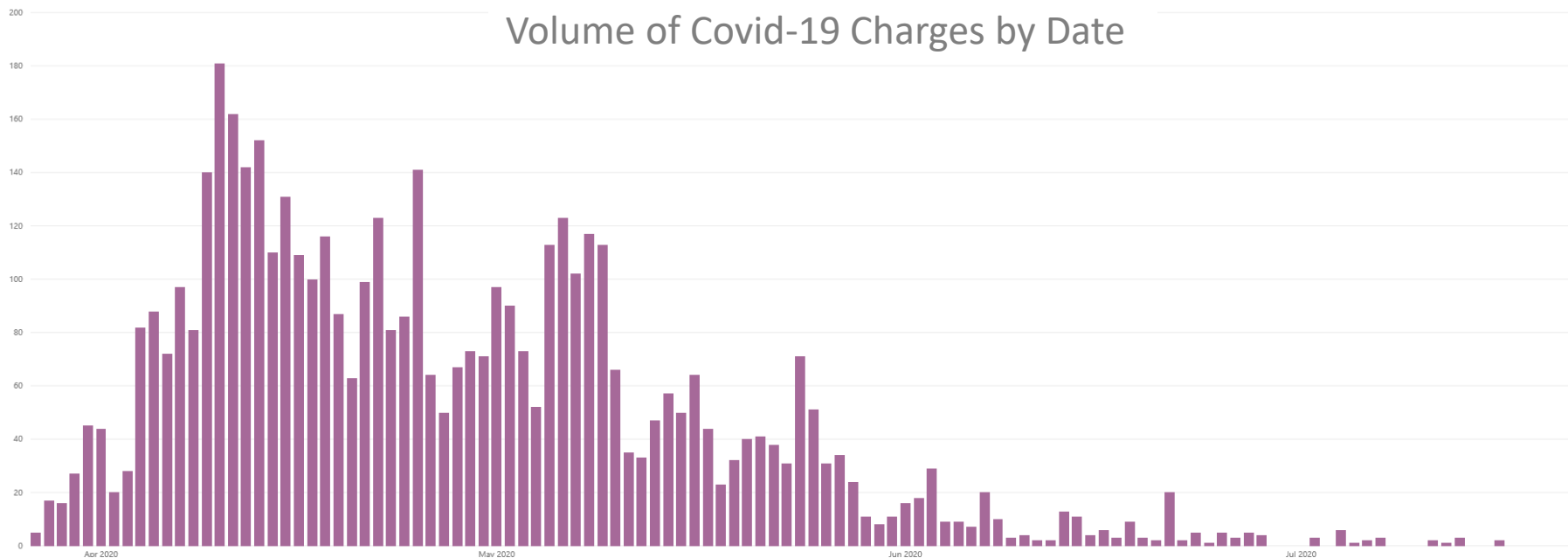
Due to the manual input required to form this data set, the contents of this slide are indicative only. Actual figures will differ from those recorded on Crime Systems (please see slide 11), may be subject to change, and cannot be considered Official Police Statistics. They do provide an indication of the public co-operation levels across Scotland.

'Enforcement' of Coronavirus specific legislation

The following is a summary of all 'enforcement' action in relation to both The Health Protection (Coronavirus) (Restrictions) (Scotland) Regulations 2020 and Coronavirus Act 2020.

This includes all Fixed Penalty Notices issued and processed by Police Scotland. It also includes all occasions that a charge was libelled and recorded on Police Scotland's Crime Recording System against a person in relation to the aforementioned legislation. This is a true value of the volume of recorded 'enforcement' activity, but does not provide the granularity of the Coronavirus Intervention (CVI) recording system and does not capture the earlier phases of the '4 E's' approach.

These values remain subject to change as offences are retrospectively added or amended and do not match the indicative 'enforcement' values from the CVI recording system.

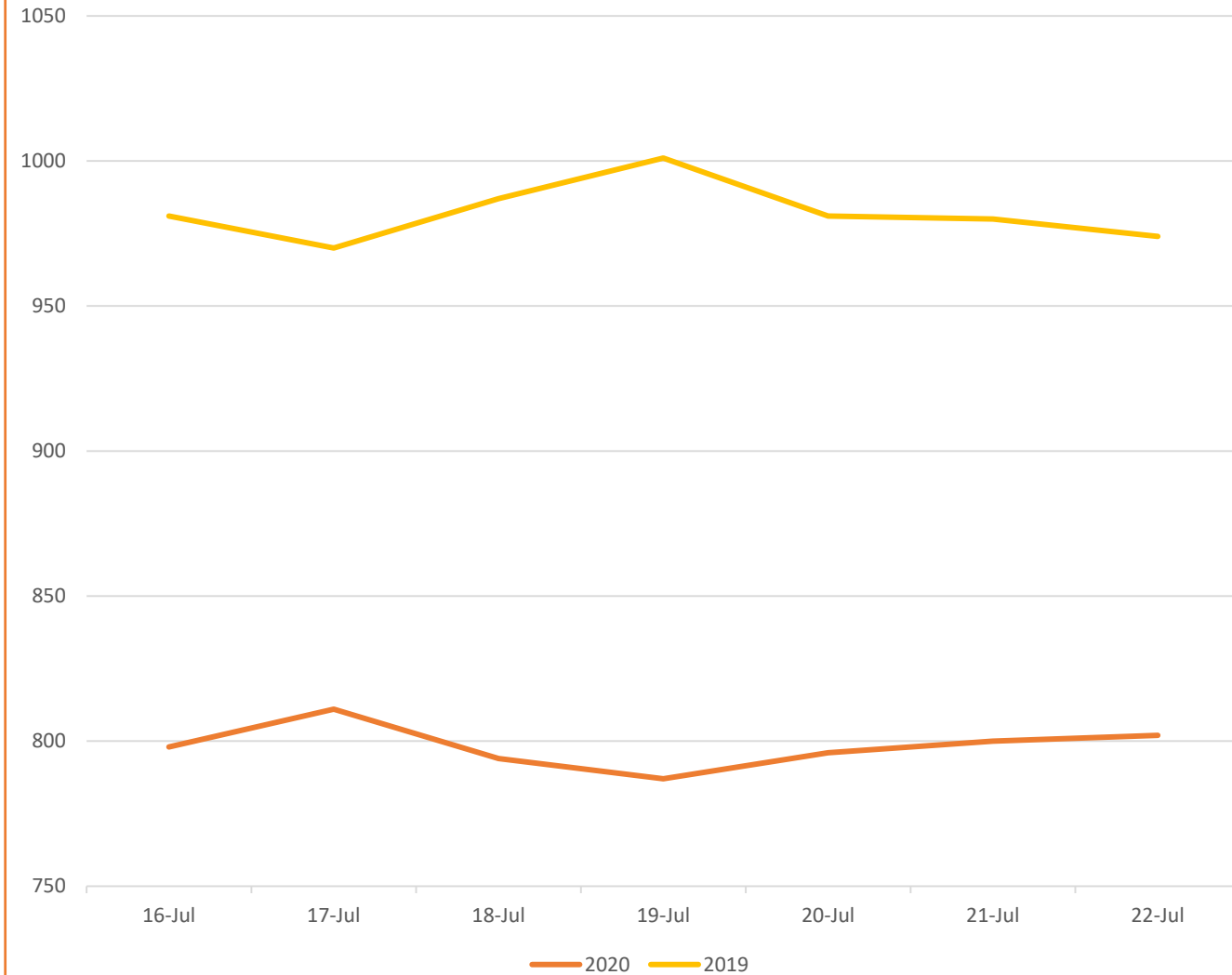


Total	Total																									March	27-Mar	28-Mar	29-Mar	30-Mar	31-Mar
2020	4940																									2020	5	17	16	27	45
April	01-Apr	02-Apr	03-Apr	04-Apr	05-Apr	06-Apr	07-Apr	08-Apr	09-Apr	10-Apr	11-Apr	12-Apr	13-Apr	14-Apr	15-Apr	16-Apr	17-Apr	18-Apr	19-Apr	20-Apr	21-Apr	22-Apr	23-Apr	24-Apr	25-Apr	26-Apr	27-Apr	28-Apr	29-Apr	30-Apr	
2020	44	20	28	82	88	72	97	81	140	181	162	142	152	110	131	109	100	116	87	63	99	123	81	86	141	64	50	67	73	71	
May	01-May	02-May	03-May	04-May	05-May	06-May	07-May	08-May	09-May	10-May	11-May	12-May	13-May	14-May	15-May	16-May	17-May	18-May	19-May	20-May	21-May	22-May	23-May	24-May	25-May	26-May	27-May	28-May	29-May	30-May	31-May
2020	97	90	73	52	113	123	102	117	113	66	35	33	47	57	50	64	44	23	32	40	41	38	31	71	51	31	34	24	11	8	11
June	01-Jun	02-Jun	03-Jun	04-Jun	05-Jun	06-Jun	07-Jun	08-Jun	09-Jun	10-Jun	11-Jun	12-Jun	13-Jun	14-Jun	15-Jun	16-Jun	17-Jun	18-Jun	19-Jun	20-Jun	21-Jun	22-Jun	23-Jun	24-Jun	25-Jun	26-Jun	27-Jun	28-Jun	29-Jun	30-Jun	
2020	16	18	29	9	9	7	20	10	3	4	2	2	13	11	4	6	3	9	3	2	20	2	5	1	5	3	5	4	0	0	
July	01-Jul	02-Jul	03-Jul	04-Jul	05-Jul	06-Jul	07-Jul	08-Jul	09-Jul	10-Jul	11-Jul	12-Jul	13-Jul	14-Jul	15-Jul	16-Jul	17-Jul	18-Jul	19-Jul	20-Jul	21-Jul	22-Jul									
2020	0	3	0	6	1	2	3	0	0	0	2	1	3	0	0	2	0	0	0	0	0	0									

No figures should be considered as Official Police Statistics. These may not yet have been verified or validated.

Weekly Absence (16th – 22nd July 2020)

Weekly Absence Levels Line Graph – Comparison of 2019 to 2020



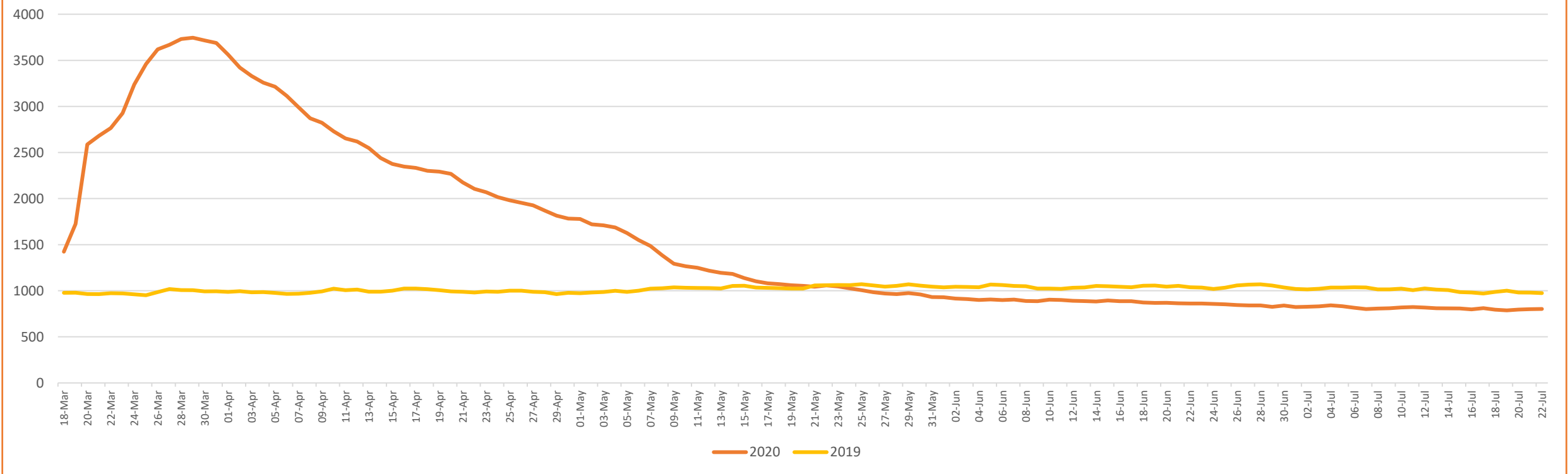
Police Scotland Current Absences

22 nd July 2020	No.	Change from same day previous week	Change from same day previous week (%)
COVID-19	36	+4	+13%
Total Absences	802	-6	-1%

Date	16-Jul	17-Jul	18-Jul	19-Jul	20-Jul	21-Jul	22-Jul
2020	798	811	794	787	796	800	802
2019	981	970	987	1001	981	980	974

Total Absence (18th March – 22nd July 2020)

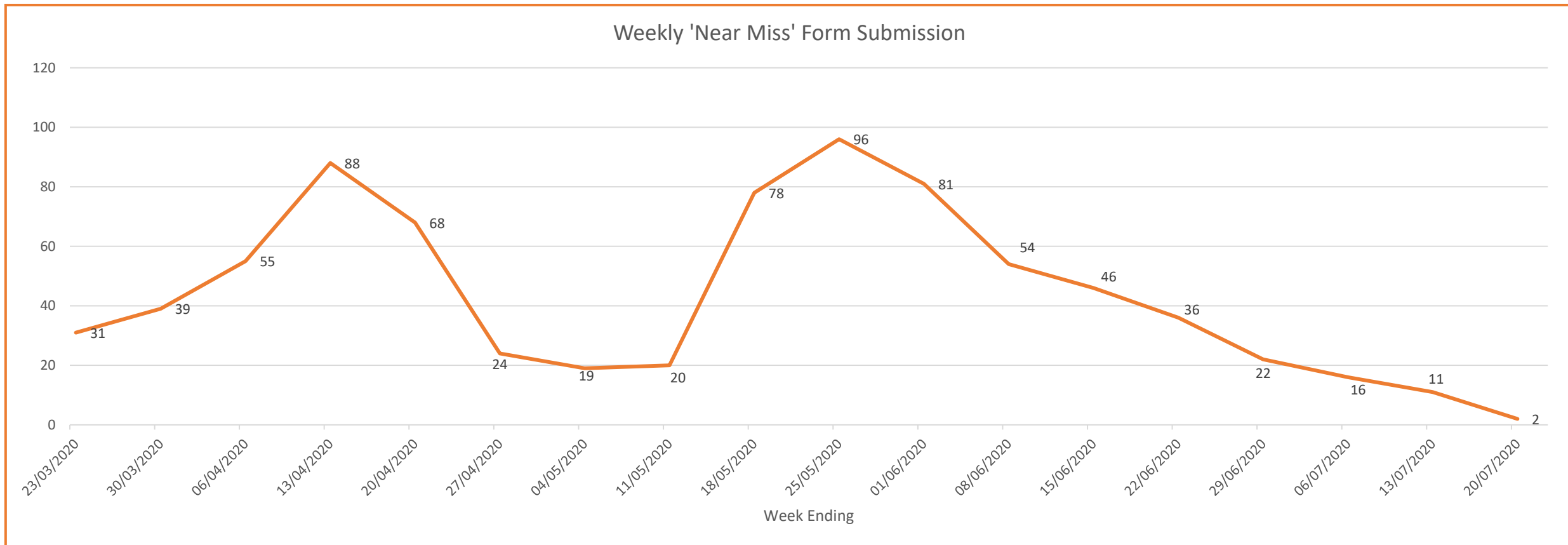
Total Absence Levels Line Graph – Comparison of 2019 to 2020



	March	18-Mar	19-Mar	20-Mar	21-Mar	22-Mar	23-Mar	24-Mar	25-Mar	26-Mar	27-Mar	28-Mar	29-Mar	30-Mar	31-Mar																
2020	1424	1725	2587	2681	2765	2926	3238	3460	3619	3669	3731	3745	3716	3688																	
2019	977	979	964	963	973	971	961	951	985	1018	1007	1006	993	994																	
April	01-Apr	02-Apr	03-Apr	04-Apr	05-Apr	06-Apr	07-Apr	08-Apr	09-Apr	10-Apr	11-Apr	12-Apr	13-Apr	14-Apr	15-Apr	16-Apr	17-Apr	18-Apr	19-Apr	20-Apr	21-Apr	22-Apr	23-Apr	24-Apr	25-Apr	26-Apr	27-Apr	28-Apr	29-Apr	30-Apr	
2020	3562	3421	3330	3258	3214	3114	2992	2871	2823	2730	2653	2619	2548	2440	2376	2347	2333	2301	2292	2268	2175	2105	2069	2015	1981	1954	1926	1870	1815	1783	
2019	987	995	983	985	976	965	968	978	993	1022	1006	1012	989	989	1000	1024	1024	1017	1006	993	988	981	992	988	1000	1000	988	984	963	978	
May	01-May	02-May	03-May	04-May	05-May	06-May	07-May	08-May	09-May	10-May	11-May	12-May	13-May	14-May	15-May	16-May	17-May	18-May	19-May	20-May	21-May	22-May	23-May	24-May	25-May	26-May	27-May	28-May	29-May	30-May	31-May
2020	1779	1720	1709	1686	1626	1550	1486	1385	1293	1266	1249	1217	1194	1182	1137	1102	1081	1072	1060	1053	1043	1058	1046	1026	1006	984	970	963	974	960	931
2019	973	981	986	999	987	1000	1022	1027	1037	1032	1030	1029	1025	1052	1054	1034	1031	1028	1023	1023	1058	1060	1062	1061	1071	1058	1044	1053	1069	1055	1044
June	01-Jun	02-Jun	03-Jun	04-Jun	05-Jun	06-Jun	07-Jun	08-Jun	09-Jun	10-Jun	11-Jun	12-Jun	13-Jun	14-Jun	15-Jun	16-Jun	17-Jun	18-Jun	19-Jun	20-Jun	21-Jun	22-Jun	23-Jun	24-Jun	25-Jun	26-Jun	27-Jun	28-Jun	29-Jun	30-Jun	
2020	929	915	910	900	905	899	904	889	887	903	900	891	888	883	894	886	887	872	868	869	864	861	861	857	853	845	840	841	825	839	
2019	1037	1043	1041	1038	1067	1062	1052	1049	1023	1023	1020	1032	1036	1052	1049	1043	1038	1054	1056	1044	1053	1038	1035	1019	1033	1057	1066	1069	1056	1036	
July	01-Jul	02-Jul	03-Jul	04-Jul	05-Jul	06-Jul	07-Jul	08-Jul	09-Jul	10-Jul	11-Jul	12-Jul	13-Jul	14-Jul	15-Jul	16-Jul	17-Jul	18-Jul	19-Jul	20-Jul	21-Jul	22-Jul									
2020	823	826	831	842	832	815	801	806	810	819	823	818	810	809	808	798	811	794	787	796	800	802									
2019	1019	1015	1021	1034	1035	1038	1036	1015	1015	1022	1006	1025	1012	1007	985	981	970	987	1001	981	980	974									

No figures should be considered as Official Police Statistics. These may not yet have been verified or validated.

Near Miss and Testing Data (w/e 23rd March – 22nd July 2020)



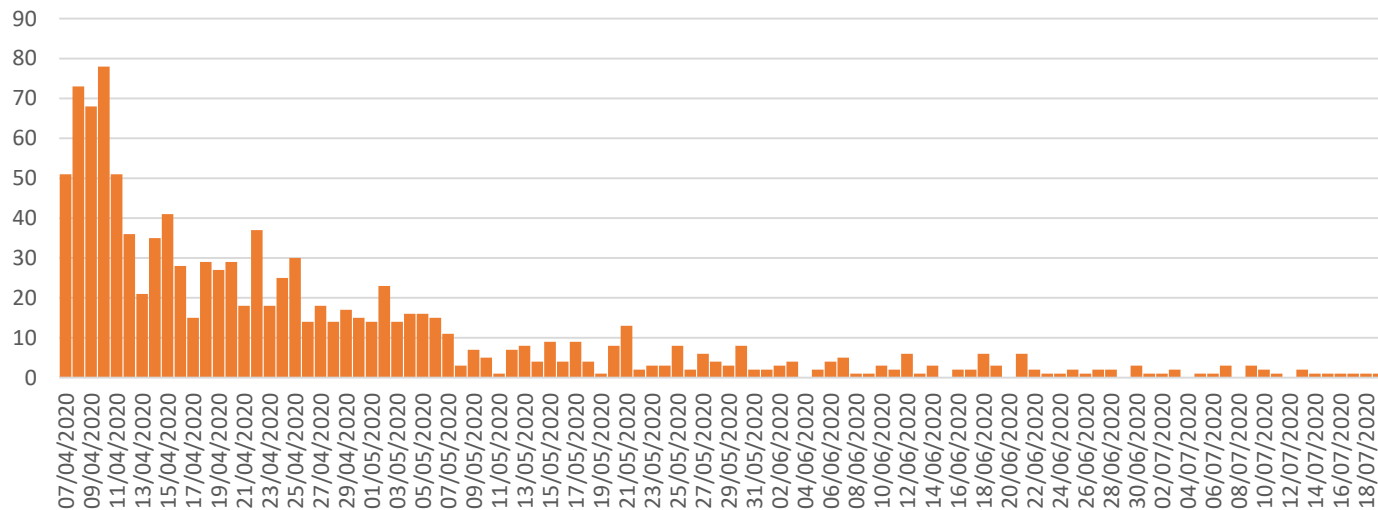
'Near miss' forms in the context of the pandemic situation may be submitted for a variety of reasons. i.e. when officers are potentially exposed to: COVID-19 whilst not wearing PPE, where PPE malfunctions, or in any other instance an officer feels a risk to themselves in a specific occurrence relating to COVID-19.

This can occur due to the reactive nature of policing, as well as being influenced by training levels and supply of PPE. The number of forms have decreased over the last week.

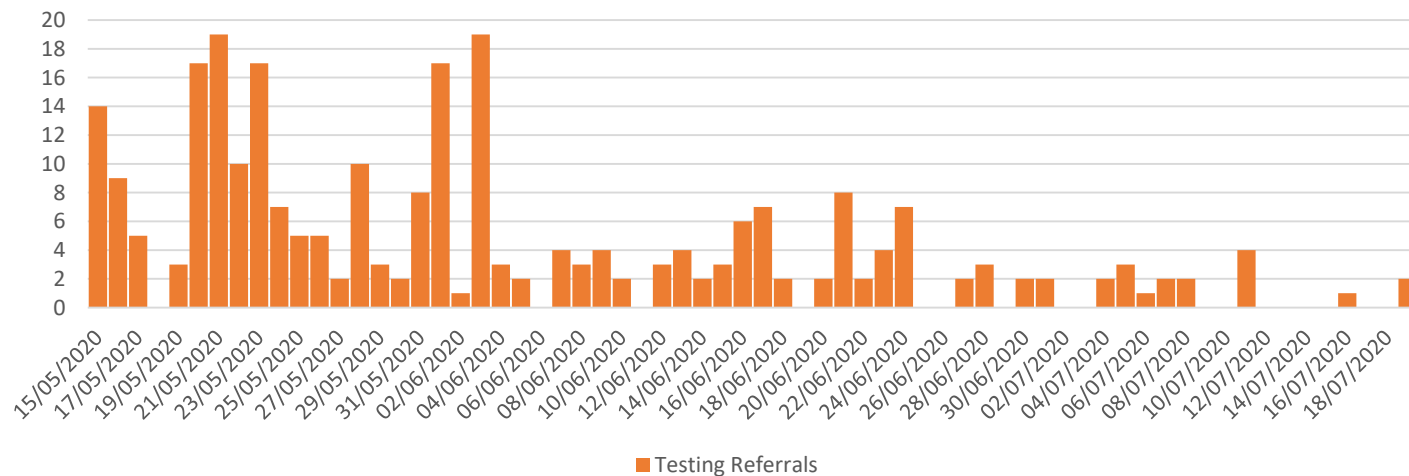
The amount of forms submitted continues to be attributable to the process for requesting an asymptomatic COVID-19 screening test due to an occupational risk, requiring the submission of a 'near miss' form. Many of the reports would not have been submitted without this requirement. The number of incidents where a lack of PPE is identified has not risen.

Testing Data (7th April – 19th July 2020)

Symptomatic Testing



Asymptomatic Testing Referrals



■ Testing Referrals

Police Scotland Testing Data

Total Referrals	Tested Positive	Tested Negative	Inconclusive
Symptomatic Testing			
1235	164	998	22
Asymptomatic Testing			
283	0	272	2
Contact Tracing			
3	0	3	0
Other: Locally Arranged Tests			
378	36	339	2

Locally arranged tests may refer to Divisional arrangements, self arranged tests or those arranged by the NHS.

*Work has been undertaken resulting in some duplication of results being corrected which has resulted in a drop, particularly with regards to self referral reporting data, of positive and some negative cases.

*Please note Testing Data is now being reported weekly and the latest data is up to and including 19th July 2020.

Custody Volume

The below line graph displays the total custody volume over time. As can be seen, the number of custodies fell on the approach to 'lockdown', reaching their lowest level on 29th March. Since that date Custodies have steadily increased and have now levelled off.

