



<b>Report To:</b>	<b>SPA Board Members</b>		
<b>Meeting Date:</b>		<b>Agenda Item:</b>	
<b>Report Title:</b>	<b>Operation Talla Weekly Update</b>		
<b>Sponsored by:</b>		<b>Presented by:</b>	<b>DCC Graham</b>
<b>Appendix Attached:</b>	<b>APPENDIX A – Weekly COVID-19 Bulletin</b>		
<b>Report Classification</b>			
<b>Police Scotland:</b>	<b>For Noting</b>		
<b>SPA:</b>	<b>For Noting</b>		
<b>EXECUTIVE SUMMARY</b>			
<b>1.</b>	<b>Purpose</b>		
1.1	<p>This paper provides the Scottish Police Authority (SPA) with a weekly update on policing changes seen during Operation TALLA, Police Scotland’s COVID-19 response.</p> <p>This report contains the preceding week’s information and data on changing demands within the service centre, incident attendance and crime. It will also consider our COVID-19 response including our use of the emergency legislation and how we are assisting our officers and staff welfare throughout these challenging times.</p> <p>This update will have a reporting period of Thursday to Wednesday. For the purpose of this report, the week of Thursday 10 June to Wednesday 16 June 2021 is considered.</p>		
<b>2.</b>	<b>Decision Requested</b>		
2.1	N/A		
<b>3.</b>	<b>Recommendation</b>		
3.1	N/A		
<b>4.</b>	<b>Alignment to Police Scotland Strategic Outcomes</b>		
4.1	<p>This report aligns to both Police Scotland’s Strategic Outcomes and the Operation TALLA Strategic Objectives as set out by DCC Malcolm Graham.</p> <p>This report discusses the flexible and adaptable response to the challenges posed by COVID-19 by Police Scotland (SO1, SO2 and SO5). It further highlights the activities undertaken by Police Scotland to protect our people (SO4). The levels of intervention activity discussed in the report serve to protect our communities from COVID-19 (SO1, SO2). The frequent, transparent publication of papers, such as this, and those published on the Police Scotland website provide engagement with communities, to maintain trust and confidence (SO3).</p>		

5.	Main Report
----	-------------

**5.1 CURRENT LANDSCAPE**

Scotland continues to operate under the level or tiered system approach.

This easing of restrictions has been brought forward as data shows continued progress on vaccination against Coronavirus (COVID-19) and suppression of the virus. The First Minister; however, continued to urge caution as the latest easing was confirmed. She emphasised that people should take care to plan ahead with journeys, following the FACTS advice when out and about, in order to protect against resurgence of the virus.

On 10 June 2021 **3,441,217** people had received their first dose of the vaccine and **2,345,181** had received their second.

On 16 June 2021, **3,551,739** people had received their first dose of the vaccine and **2,493,358** had received their second. That is an increase of **110,522** and **148,177** respectively.

Travel is allowed both within Scotland and between Scotland and England, Wales, Northern Ireland, the Channel Islands, and the Isle of Man

In Levels 0, 1 and 2 you must not travel to an area in Level 3 or 4 except for a permitted reason.

In Levels 3 and 4 you must not leave your area except for a permitted reason. Currently no local authorities in Scotland are within Levels 3 or 4.

International travel to Green list countries but no travelling to Amber or Red list countries for leisure. Caution is urged if travelling.

It has been recommended that holidays are taken in the UK rather than internationally.

Coronavirus is still having an impact on absence levels across the organisation; which has risen slightly over the last week but absence continues to be internally managed by each local policing division. Absence levels and trends remain closely monitored in order to mitigate risk and address any emerging resourcing demands in early course. Police Scotland’s Outbreak Management Team (OMT) remains in place, providing an internal ‘track and trace’ function and advice to police officers and staff, as well as engaging with divisions to assist in limiting any spread of coronavirus throughout the organisation. Learning opportunities from previous outbreaks are being identified and collated by the team and these will be communicated across all divisions and departments.

Police Scotland’s approach remains unchanged and continues to promote ‘Engage, Explain and Encourage’ methods prior to ‘Enforcement’ action being taken against apparent breaches of legislation. It remains the position that officers may move more quickly through the 4E process if they perceive that persons are engaging in a blatant, conscious and inexcusable breach of regulations, involving repeat locations or individuals and whether an absence of enforcement would damage public confidence in policing.

## **5.2 SERVICE CENTRE DEMAND**

This week, the volume of 101 calls answered this week is **5%** lower than last week's figure and the volume of 999 calls is comparable with last week. The number of 101 calls is lower than the same period in 2020 (**-31%**) and 2019 (**-37%**). The number of 999 calls is higher than the same period in 2020 (**35%**) and 2019 (**27%**).

## **5.3 INCIDENT DEMAND**

Total incident volume this week has decreased by **2%** when compared to last week's figure. Total incident volume has decreased by **5%** from a comparable week in 2020, and decreased by **14%** from 2019.

In comparison to the same week in 2020, Public Nuisance incidents have decreased by **48%**, and have increased by **6%** when compared to the same week in 2019.

In comparison to the same week in 2020 Noise incidents have decreased by **33%**, and have increased by **4%** when compared to the same week in 2019.

In comparison to the same week in 2020, Disturbance incidents decreased **1%**, and have increased by **2%** when compared to the same week in 2019.

In comparison to last week, public nuisance, noise and disturbance incidents have all decreased by **4%**, **2%** and **6%** respectively.

## **5.4 CRIME**

Overall crime in the last week is at a lower level than a comparable period last year; and also remains lower than a comparable week pre-lockdown. Most divisions, with the exception of North East Scotland, Edinburgh City, Lothians & Scottish Borders and Fife, have noted a decrease in crime volumes this week when compared to the same period 2020/21. All divisions except Lothian & Scottish Borders and Fife have seen a decrease in volume when compared to the same period 2019/20.

The collective volume of recorded crimes for all crime groups show an increase in volume when compared to the same period last year. Crime groups 3, 4 and 6 show a decrease in volume compared to 2019/20 whilst crime groups 1, 2, 5 and 7 show an increase.

## **5.5 COVID-19 INTERVENTION ACTIVITY**

As stated above, Police Scotland's approach to the use of COVID-19 legislation remains to firstly engage with people, explain the provisions and encourage them to comply with the necessary restrictions, with enforcement action being taken where there are found to be flagrant and blatant breaches of legislation.

Incidents requiring COVID-19 interventions by officers have increased from **16** last week to **18** this week (**+13%**). The total number of persons involved in these interventions has increased

from **222** last week to **834** this week. **191 (23%)** of the **834** interventions this week took place in a private dwelling. This is proportionally less than the previous week's **72%**. Figures for this week are accurate as at 17 June 2021.

Since quarantine regulations came into force on travellers entering Scotland from out with the UK on the 15 June 2020, up to and including 16 June 2021, Police Scotland have received **5763** referrals from Public Health Scotland (PHS) relating to potential breaches of quarantine. **1046** of these were dealt with by the resolution team and **984** have been dealt with by local policing. **3730** referrals were weeded prior to an incident being raised. In respect of resolved referrals, **80%** of the foreign travellers were found to be complying with quarantine restrictions. In the majority of the remaining referrals, the travellers have been untraced due to a variety of reasons such as inaccurate data provided to PHS or the expiration of the quarantine period prior to persons being traced.

There have been **22** occasions where enforcement has been used in relation to breaches of quarantine regulations generated from Home Office or Public Health Scotland referrals and one report to the Crown Office and Procurator Fiscal Service (COPFS).

## **5.6 ABSENCE**

General employee absence levels have increased from last week. Divisions and departments are currently coping locally with outbreaks and contact/tracing requirements; however, this is being monitored carefully. Absences related specifically to COVID-19 have increased, with **347** people absent, as of 16 June 2021, which is higher than last week's figure of **282**.

## **5.7 OUTBREAK MANAGEMENT TEAM**

Police Scotland's Outbreak Management Team (OMT) respond to and investigate positive cases amongst officers and staff and work in conjunction with the national NHS Test & Protect network to arrive at proportionate, balanced decisions on the identification of individuals at risk after close contact with a positive case and any requirement for self-isolation. This, following consideration of all operational circumstances, the use of PPE and other safety measures, has enabled the safe retention of officers and staff in the workplace and the self-isolation of those agreed to be at heightened risk. The team's work will continue to capture information and the circumstances in respect of specific outbreaks in order that procedures can be reviewed and additional safety measures cascaded and implemented as required.

From inception until 16 June 2021, the OMT has reviewed **991** cases and, from these, **1540** individuals have tested positive for COVID-19. The work of the OMT has led them to trace **1552** individuals who have required to isolate, whilst the NHS has traced **254** individuals. On average, each case has led to **3.5** absences. The work of the OMT has also led to the identification of **149** individuals who had initially been required to self-isolate and were able to return to work.

## **5.8 COVID-19 NEAR MISSES**

'Near miss' forms in the context of the pandemic situation may be submitted for a variety of reasons e.g. when officers are potentially exposed to COVID-19 whilst not wearing PPE, where PPE malfunctions, or in any other instance an officer feels a risk to themselves in a specific occurrence relating to COVID-19. This can occur due to the reactive nature of policing, as well as being influenced by training levels and supply of PPE.

The most current 'near miss' figures available for the dates 25 May until 14 June 2021 confirm that **16** forms were submitted. This is an increase from the **13** forms last week.

## **5.9 GATHERINGS IN PRIVATE DWELLINGS**

Scottish Government commissioned data suggests that spread in and between households drives much of the transmission of COVID-19. This analysis has guided the decision to introduce national measures to prevent persons visiting other households in higher risk areas.

Police Scotland have undertaken an assessment of the demand posed by dwelling house gatherings. It should be noted that the methodology of counting of house gatherings is designed to quantify the number of times officers have had to enter a private dwelling or private garden to investigate suspected breach of legislation or guidance, due to the increased risks of COVID transmission associated with these environments; therefore, if officers do not physically attend, or indeed gain entry to the dwelling or garden, this will not be included as a house gathering as there is no evidence there has been one and no increased risk to officers. Information gathered is indicative and should not be considered official police statistics.

Indicative figures from the week of 10 June until 16 June 2021 suggests that Police Scotland attended **27** occurrences of house gatherings throughout the force area, a decrease of **11** from last week. Enforcement levels for FPNs were **12** which has decreased from last week's **26**. Arrests have remained at **0** this week.

## **5.10 TRAVEL REGULATIONS**

Travel is allowed both within Scotland and between Scotland and England, Wales, Northern Ireland, the Channel Islands, and the Isle of Man with the exception of any areas of Scotland in Level 3 or Level 4. With no local authorities currently in Level 3 or 4 there were no FPNs issued in respect of travel regulations over the past week.

## **5.11 SUBMISSION**

This report is submitted to the SPA for information and consideration.

Appendix A – COVID-19 Weekly Bulletin contains the information which will be released publically by Police Scotland. This information will continue to be released weekly and will synchronise with the weekly SPA reporting for consistent single data timelines.

# COVID-19 WEEKLY BULLETIN

## 10<sup>th</sup> June – 16<sup>th</sup> June 2021

SERVING A  
CHANGING SCOTLAND



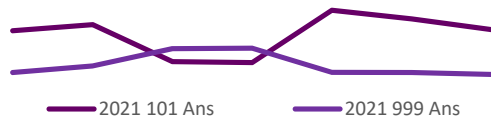
**SCOTTISH POLICE  
AUTHORITY**

No figures should be considered as Official Police Statistics. These may not yet have been verified or validated.

OFFICIAL

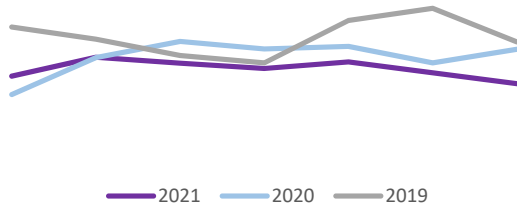
## Service Centre Demand

The volume of 101 calls answered decreased on 12<sup>th</sup> and 13<sup>th</sup> June before increasing towards the end of the week. The volume of 999 calls answered increased at the weekend before reducing for the remainder of the week.



## Incident Demand

Incident volume throughout the last week was at 5% lower when compared to the same time last year and 14% lower when compared to the same period in 2019.



## Gatherings in Private Dwellings

From 28/08/2020 – 16/06/2021

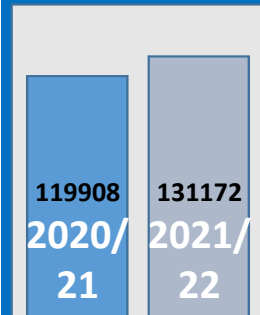
**14192** Attended reports of House Party

**8316** House Parties Dispersed

## Crime

Crime Volume (11 March – Present compared to Previous Year)

Crime has continued to trend at levels higher than the seasonal average, and total crime volume year to date is higher (9%) than last year.



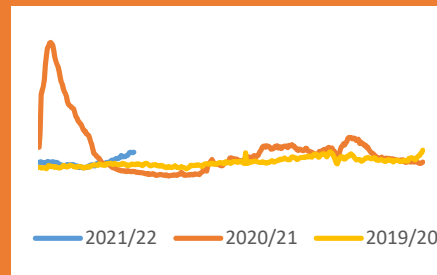
### Crime Group Breakdown Change from previous year

Group	Group 1	Group 2	Group 3	Group 4	Group 5
	17%	33%	1%	11%	0%

## 23299 Offences under COVID Legislation

Recorded COVID Charges are pulled from Police Scotland CRIME systems rather than CVI. Enforcement activity includes Fixed Penalty Notices and offences recorded on Police Scotland's Crime Recording System

## Absence

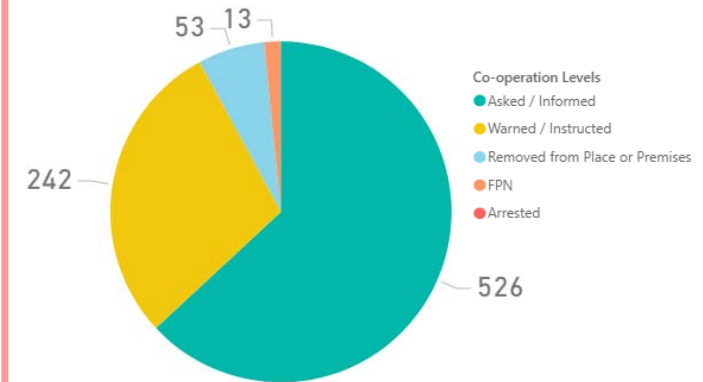


Absences steadily increased throughout the week and trends above 2020 & 2019 levels when compared to the same period. Absences remain significantly below the peak in April 2020.

## Coronavirus Legislation

Co-operation with new Coronavirus Legislation

The below chart is indicative of the co-operation levels experienced by police over the last 7 days. The majority of interactions between police and the public continue to be resolved without enforcement.



## Quarantine Referrals to 16<sup>th</sup> June

Public Health Scotland Travel Regs. Referrals	5763
Investigated by Resolution Team	1046
Investigated by Local Policing	984
Investigations Ongoing	3
Weeded prior to investigation	3730
<b>Quarantine offences resulting in FPN or SPR</b>	<b>22</b>

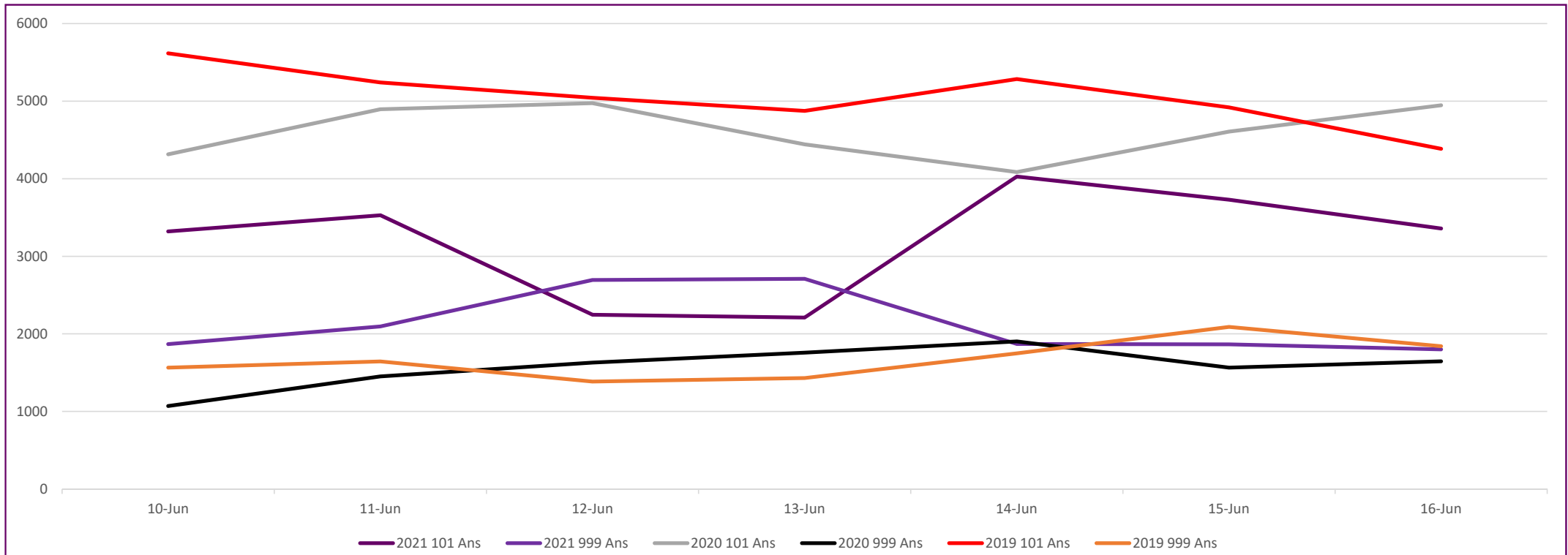
Note: The referral figures are a count of reports submitted to Police Scotland. These will therefore vary from counts of the number of individuals. FPNs may be derived from PHS, Home Office Referrals or from operational incidents.

No figures should be considered as Official Police Statistics. These may not yet have been verified or validated.

OFFICIAL



## Weekly Service Centre Demand (10<sup>th</sup> – 16<sup>th</sup> June 2021)



	10-Jun	11-Jun	12-Jun	13-Jun	14-Jun	15-Jun	16-Jun	Total
<b>2021 101 Ans</b>	3320	3529	2246	2211	4028	3729	3358	<b>22421</b>
<b>2021 999 Ans</b>	1868	2096	2694	2709	1870	1865	1800	<b>14902</b>
<b>2020 101 Ans</b>	4315	4896	4974	4443	4086	4608	4947	<b>32269</b>
<b>2020 999 Ans</b>	1070	1452	1629	1757	1902	1564	1646	<b>11020</b>
<b>2019 101 Ans</b>	5617	5241	5044	4875	5285	4919	4385	<b>35366</b>
<b>2019 999 Ans</b>	1564	1645	1385	1431	1749	2090	1841	<b>11705</b>

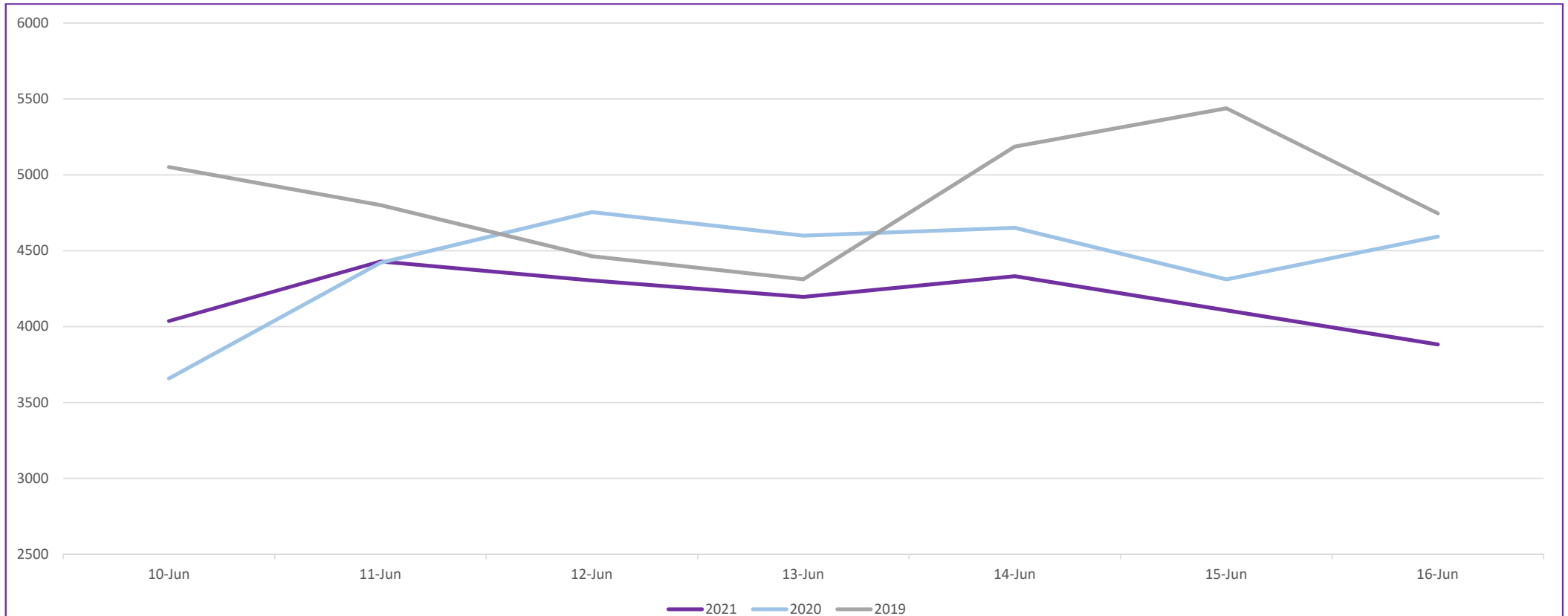
No figures should be considered as Official Police Statistics. These may not yet have been verified or validated.

OFFICIAL





## Weekly Incident Demand (10<sup>th</sup> – 16<sup>th</sup> June 2021)



	10-Jun	11-Jun	12-Jun	13-Jun	14-Jun	15-Jun	16-Jun	Total
<b>2021</b>	4037	4429	4304	4196	4332	4107	3882	<b>29287</b>
<b>2020</b>	3658	4421	4754	4599	4651	4311	4593	<b>30987</b>
<b>2019</b>	5051	4801	4464	4312	5186	5438	4746	<b>33998</b>

No figures should be considered as Official Police Statistics. These may not yet have been verified or validated.

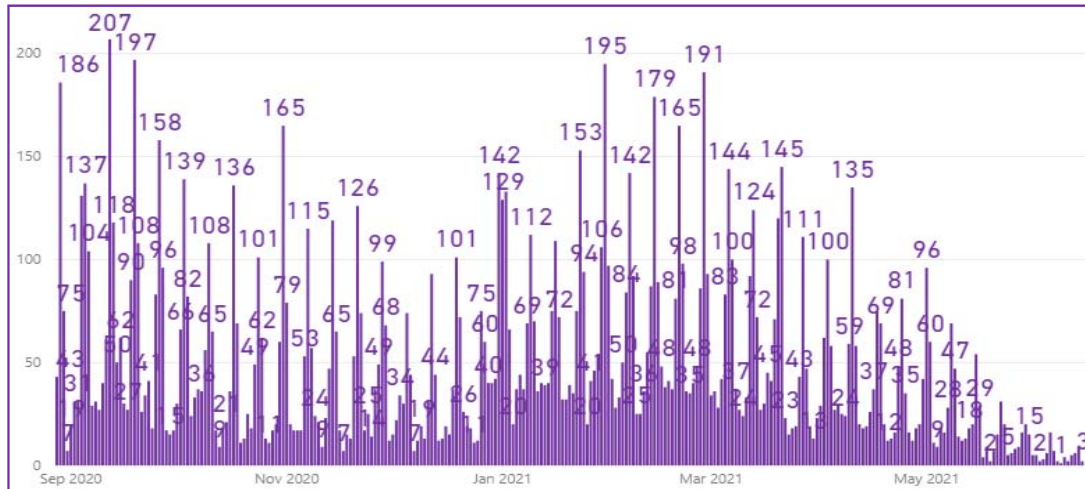
OFFICIAL



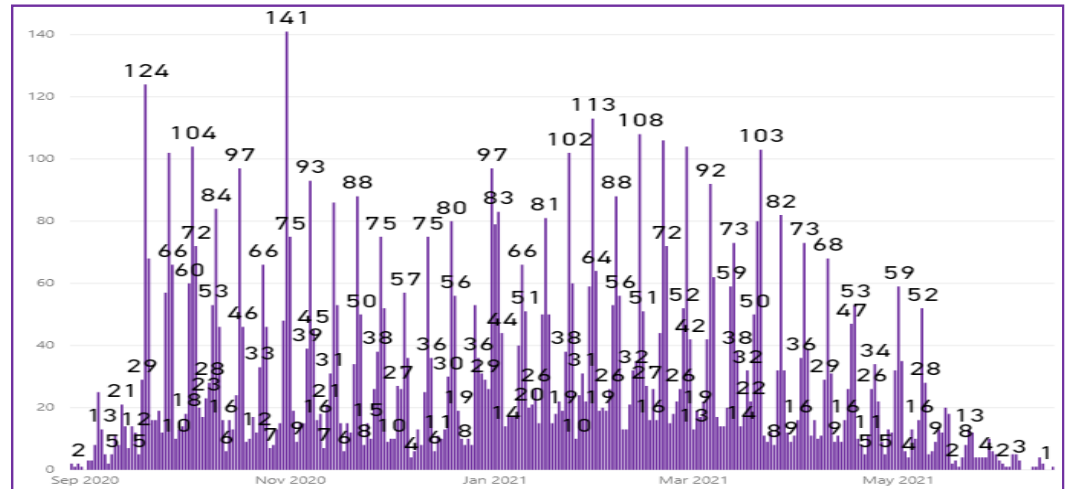
# Incident Demand – House Gatherings (28<sup>th</sup> August 2020 – 16<sup>th</sup> June 2021)

From Friday 28<sup>th</sup> August 2020, additional monitoring of ‘house gathering’ incidents has taken place. This will be reported weekly going forward.

**Attended ‘House Gathering’ Incidents**



**Attended ‘House Gathering’ Breaching Restrictions**



Totals	28 Aug – 16 June	10 June – 16 June
No. of House Gatherings Attended	14192	27
No. of House Gatherings Breaching Restrictions	8316	9
No. of FPNs issued	11371	12
No. of Arrests	526	0

The figures contained within this slide originate from storm incident reviews and free-text local policing returns to provide the most comprehensive view of house gatherings possible.

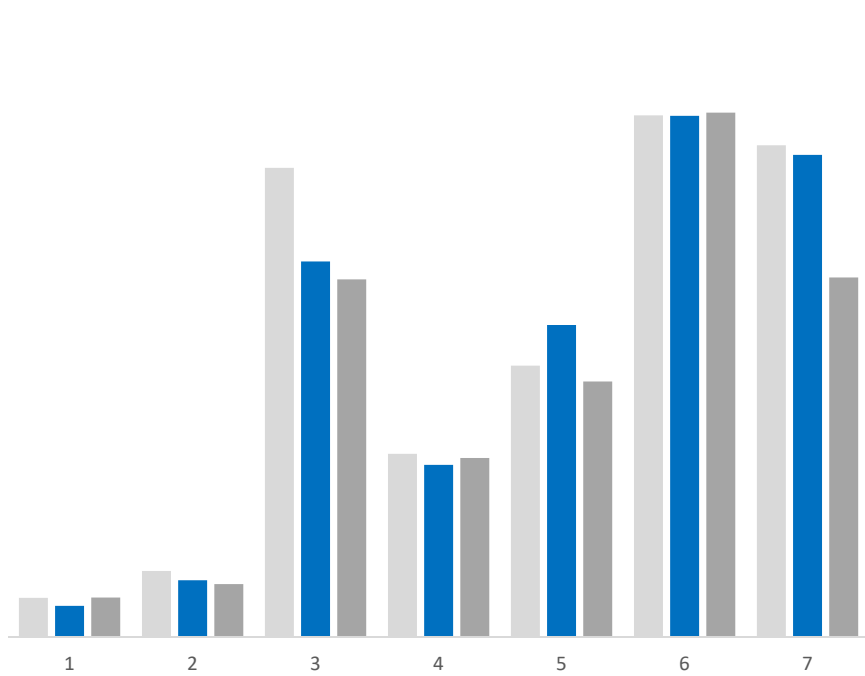
Note: No figures should be considered as Official Police Statistics. These may not yet have been verified or validated.



# Weekly Crime Demand (7<sup>th</sup> - 13<sup>th</sup> June 2021)

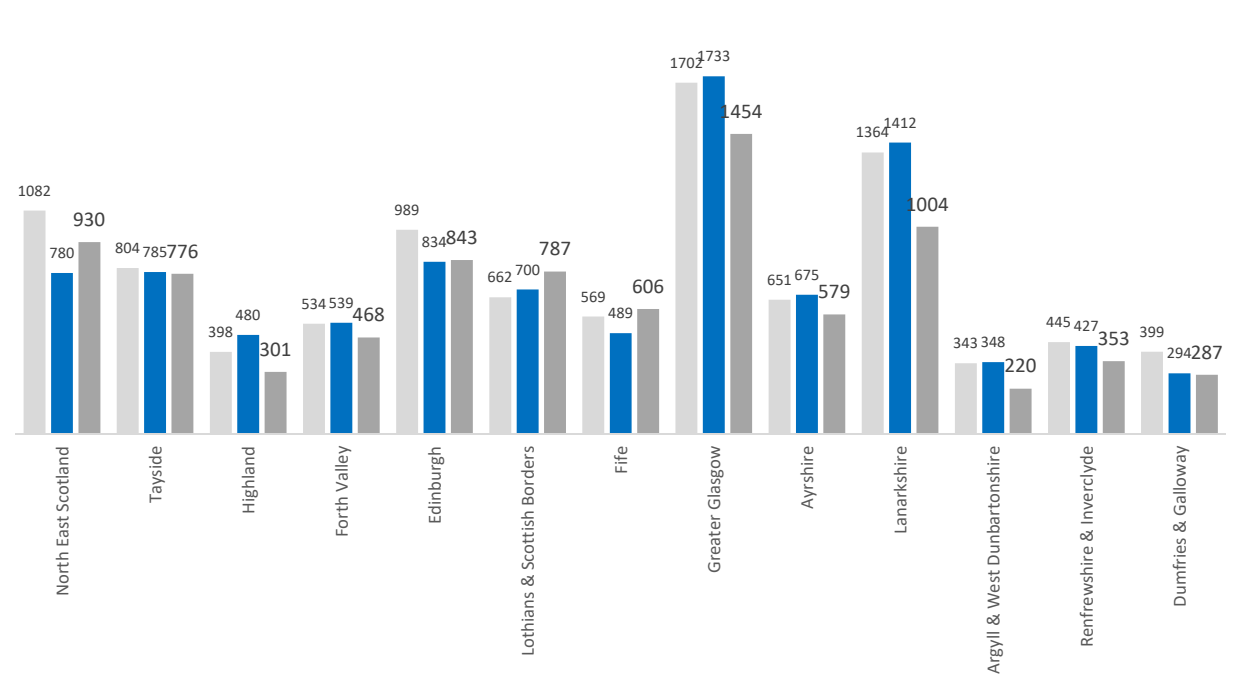
### Weekly Crime by Group

■ 2019/20 ■ 2020/21 ■ 2021/22



### Weekly Crime by Division

■ 2019/20 ■ 2020/21 ■ 2021/22



Crime Group	1	2	3	4	5	6	7	Total
2019/20	189	320	2285	891	1321	2541	2395	9942
2020/21	150	275	1829	837	1519	2538	2348	9496
2021/22	191	256	1741	871	1244	2554	1751	8608

More information regarding Crime Groups can be found [via this link](#)

Most Crime Groups (excluding 1, 4 & 6) show a decrease in volume when compared against the same period last year. Most Crime Groups (excluding 1 & 6) show a decrease in volume when compared to the same period 2019/20.

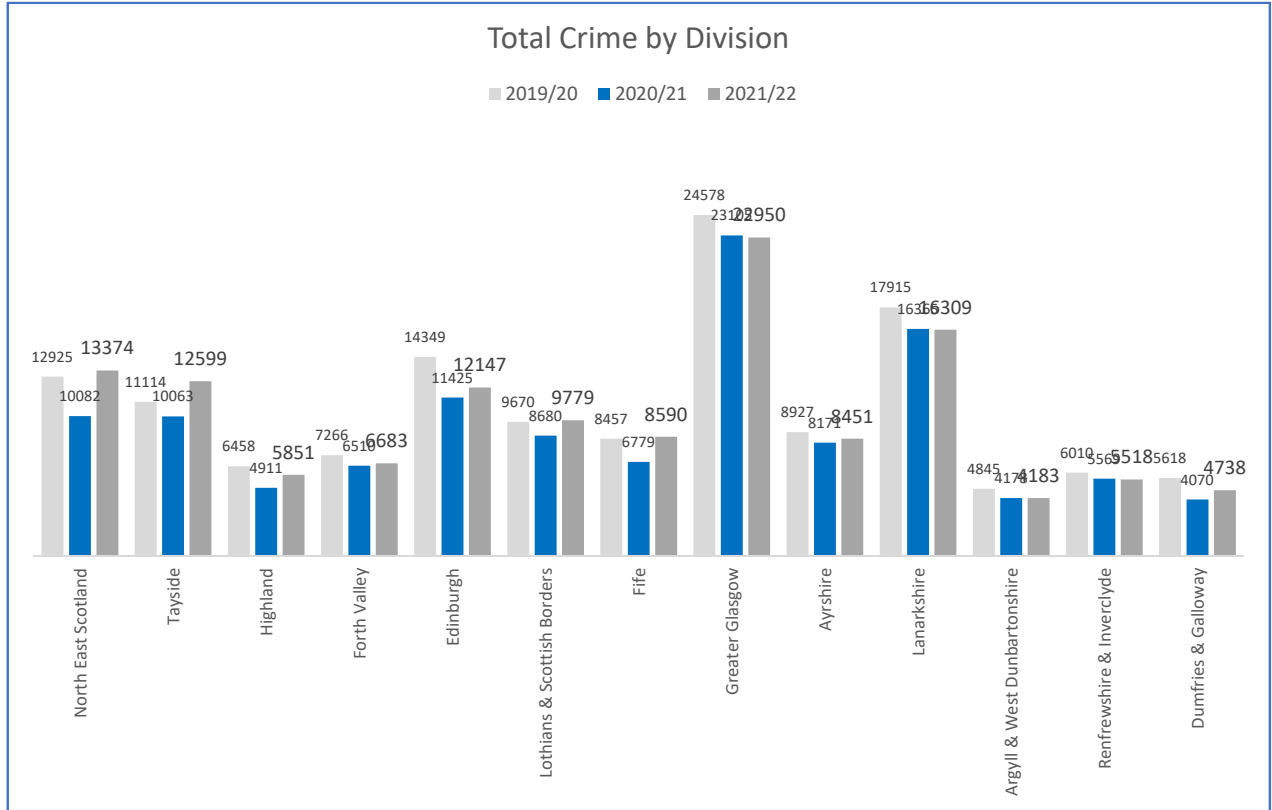
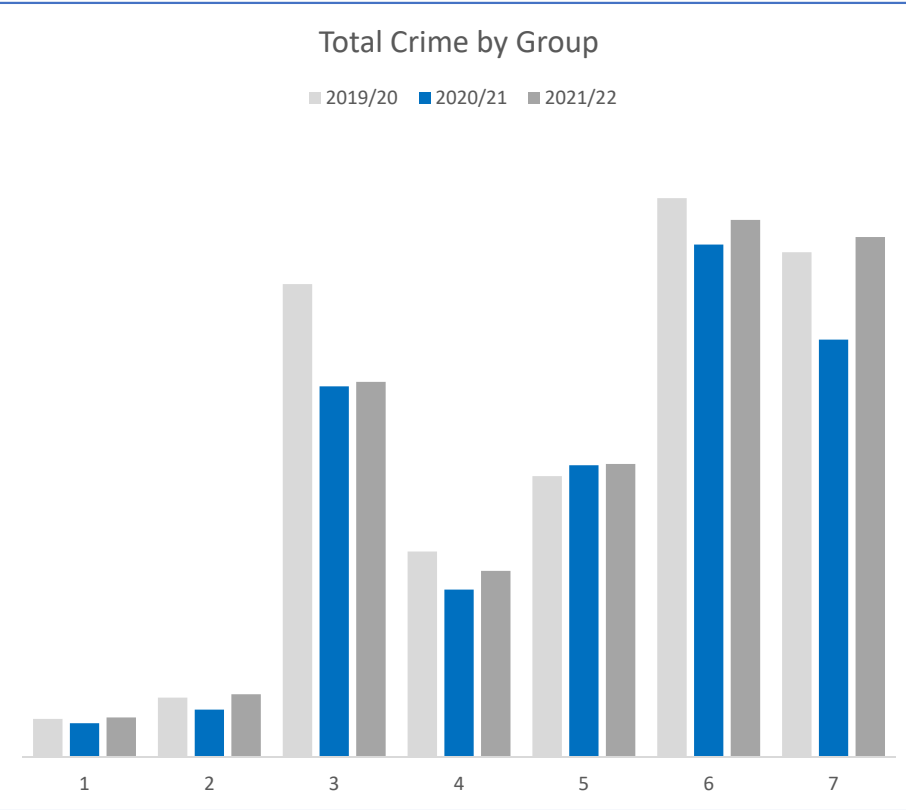
Most divisions (with the exception of North East Scotland, Edinburgh, Lothians & Scottish Borders and Fife ) have noted a decrease in crime volumes this week when compared to the same period last year. Most divisions (with the exception of Lothians & Scottish Borders and Fife) have seen a decrease in volume when compared to the same period 2019/20.

No figures should be considered as Official Police Statistics. These may not yet have been verified or validated.

OFFICIAL



# Cumulative Crime Demand (11<sup>th</sup> March 2019 – 13<sup>th</sup> June 2021)



Crime Group	1	2	3	4	5	6	7	Total
2019/20	2478	3858	30813	13382	18298	36418	32885	<b>138132</b>
2020/21	2193	3077	24145	10903	19005	33391	27194	<b>119908</b>
2021/22	2565	4078	24444	12126	19092	34990	33877	<b>131172</b>

More information regarding Crime Groups can be found [via this link](#)

All crime groups show an increase in volume when compared to the same period last year. Crime groups 3, 4 and 6 show a decrease in volume compared to 2019/20 whilst crime groups 1, 2, 5 and 7 show an increase.

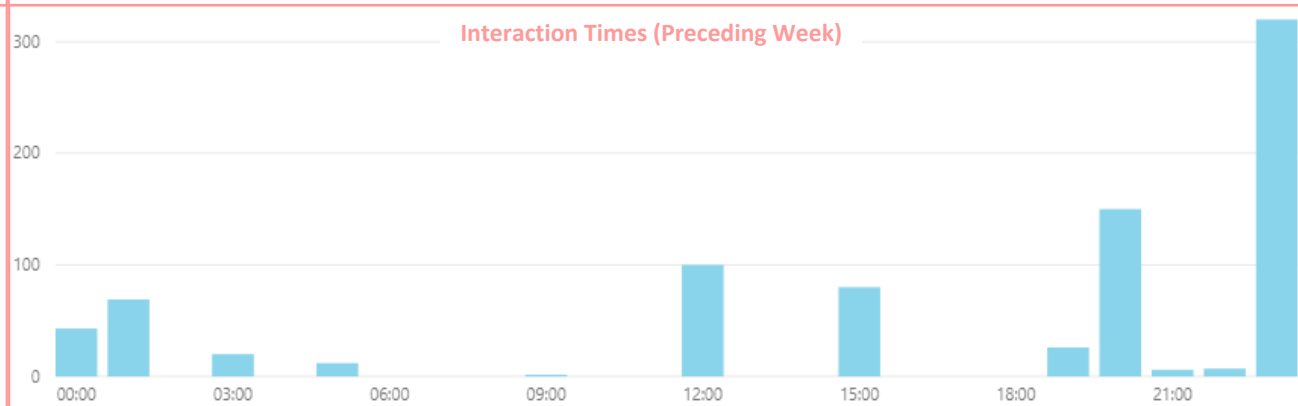
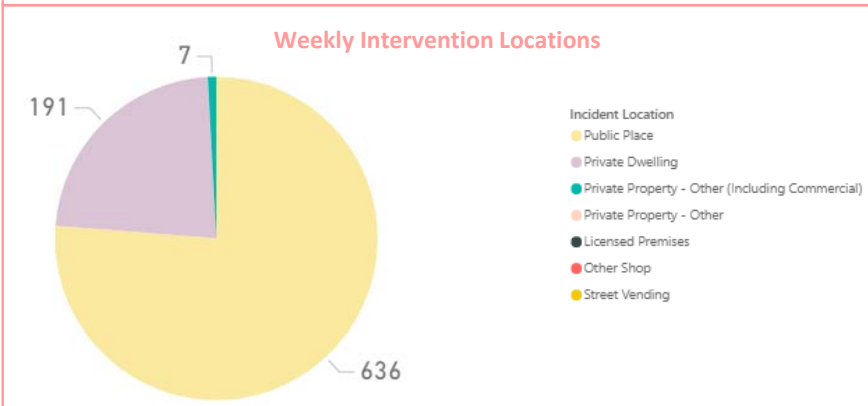
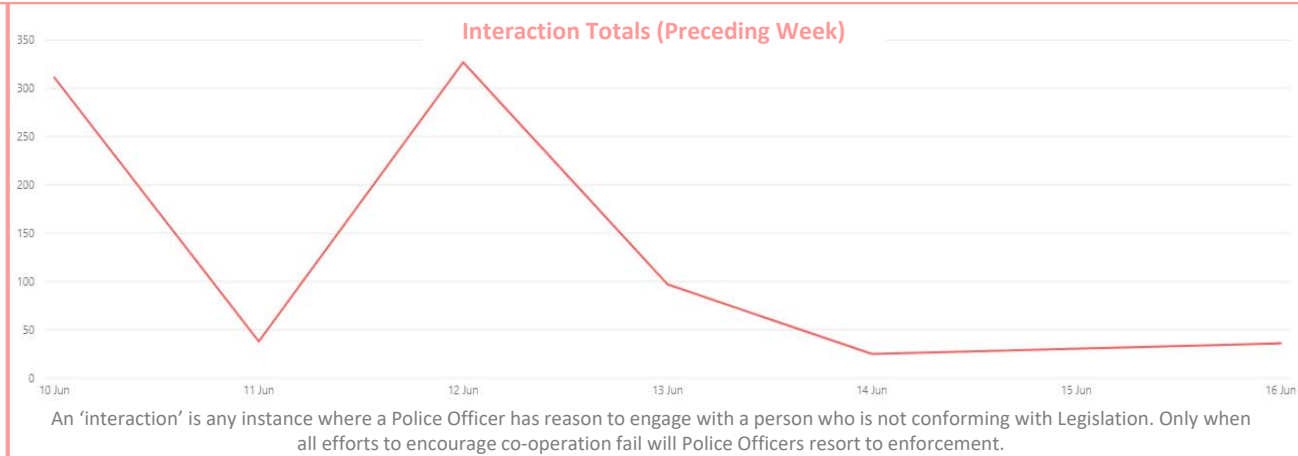
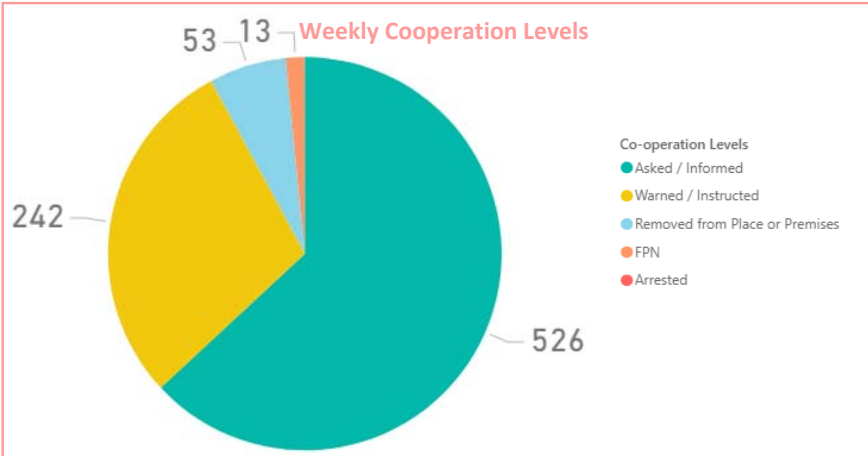
Most divisions (with the exception of Greater Glasgow, Lanarkshire and Renfrewshire & Inverclyde) have noted a cumulative increase in crime volumes when compared to the same period last year. Most divisions (with the exception of North East Scotland, Tayside, Lothians & Scottish Borders and Fife) have seen a cumulative decrease in volume when compared to the same period 2019/20.

No figures should be considered as Official Police Statistics. These may not yet have been verified or validated.

OFFICIAL



# Weekly Legislation Co-operation (10<sup>th</sup> - 16<sup>th</sup> June 2021)



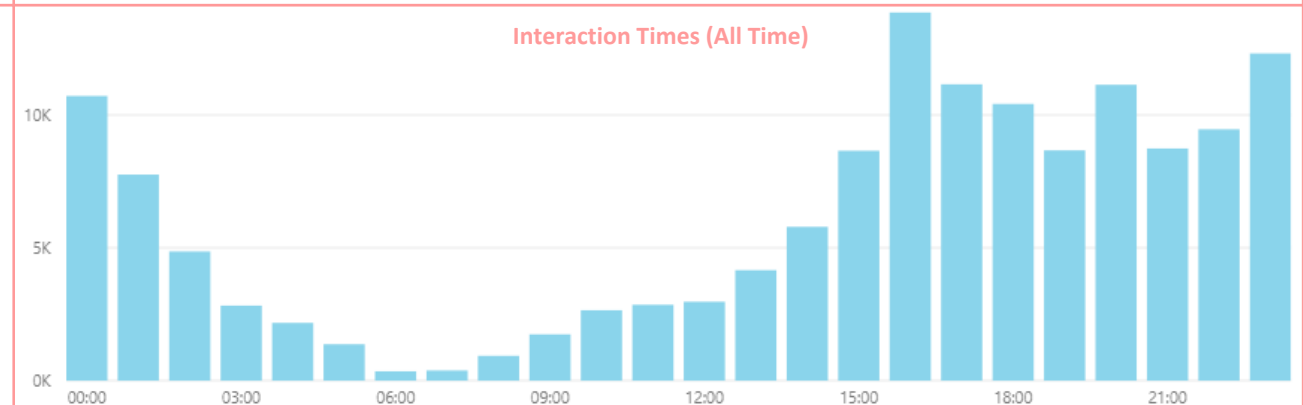
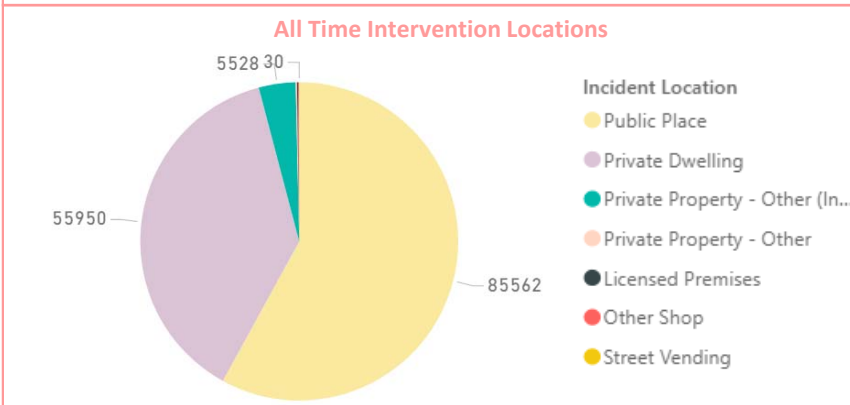
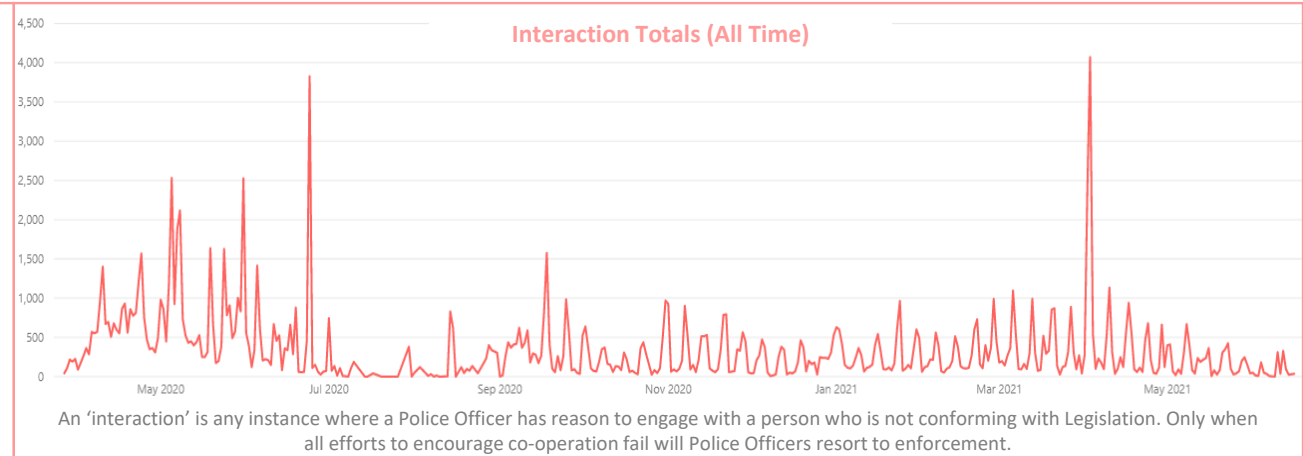
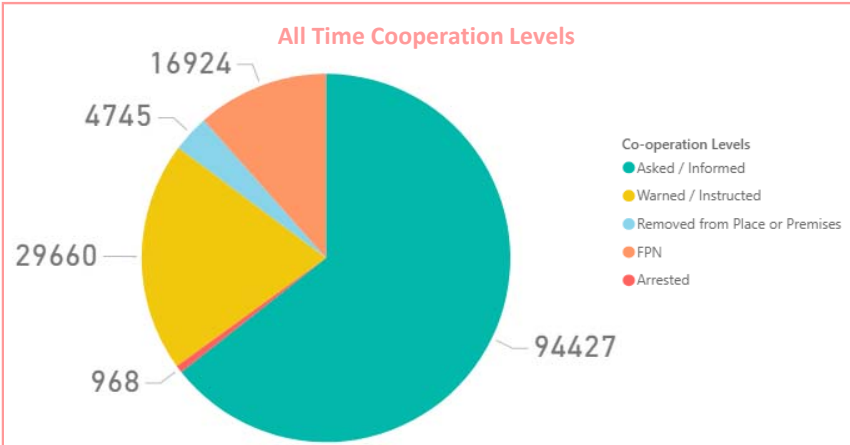
In response to the introduction of The Health Protection (Coronavirus) (Restrictions) (Scotland) Regulations 2020 and Coronavirus Act 2020, Police Scotland developed a 'Coronavirus Interventions' (CVI) recording system. This system allowed Police Scotland to begin gathering data in relation to the public co-operation levels with the new legislation. This system relies on Police Officers manually updating the system with the co-operation level when they encounter an individual in contravention of the new legislation. This slide includes all offence types – Face-Coverings, Quarantine, Travel Restrictions and Gatherings.

**Due to the manual input required to form this data set, the contents of this slide are indicative only. Actual figures will differ from those recorded on Crime Systems (please see slide 11), may be subject to change, and cannot be considered Official Police Statistics. They do provide an indication of the public co-operation levels across Scotland.**

No figures should be considered as Official Police Statistics. These may not yet have been verified or validated.

OFFICIAL

# Coronavirus Legislation Co-operation (27<sup>th</sup> March 2020 – 16<sup>th</sup> June 2021)



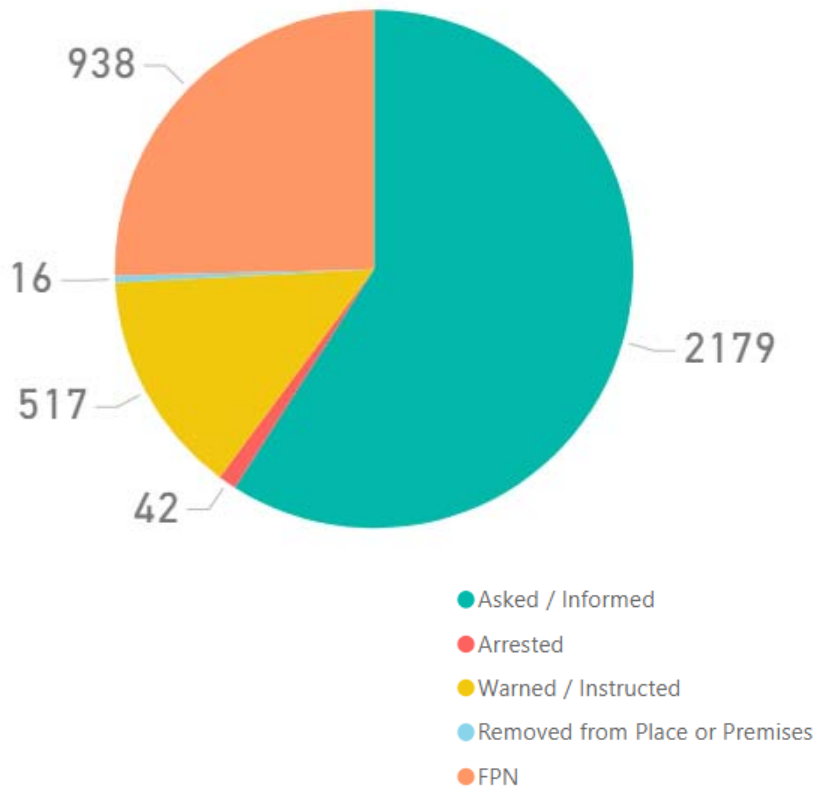
In response to the introduction of The Health Protection (Coronavirus) (Restrictions) (Scotland) Regulations 2020 and Coronavirus Act 2020, Police Scotland developed a 'Coronavirus Interventions' (CVI) recording system. This system allowed Police Scotland to begin gathering data in relation to the public co-operation levels with the new legislation. This system relies on Police Officers manually updating the system with the co-operation level when they encounter an individual in contravention of the new legislation. This slide includes all offence types – Face-Coverings, Quarantine, Travel Restrictions and Gatherings.

**Due to the manual input required to form this data set, the contents of this slide are indicative only. Actual figures will differ from those recorded on Crime Systems (please see slide 11), may be subject to change, and cannot be considered Official Police Statistics. They do provide an indication of the public co-operation levels across Scotland.**

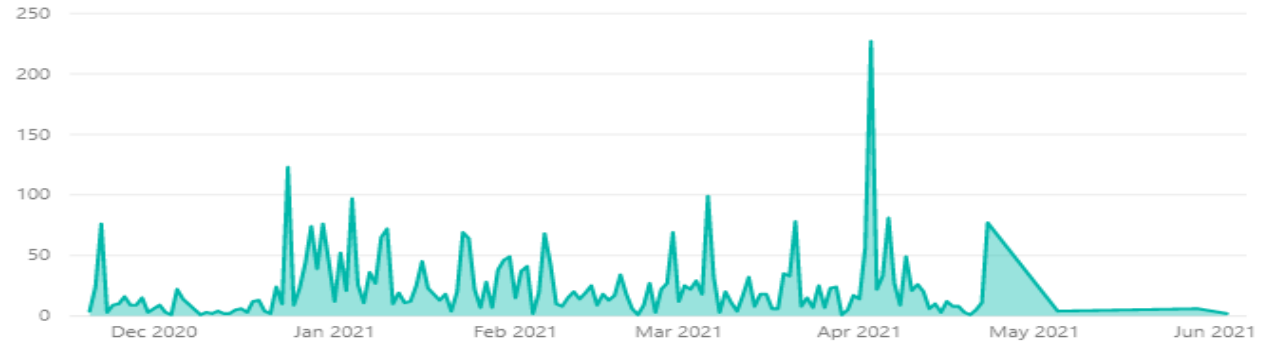
No figures should be considered as Official Police Statistics. These may not yet have been verified or validated.

# Travel Regulation Co-operation (20<sup>th</sup> November 2020 – 16<sup>th</sup> June 2021)

All Time Cooperation Levels

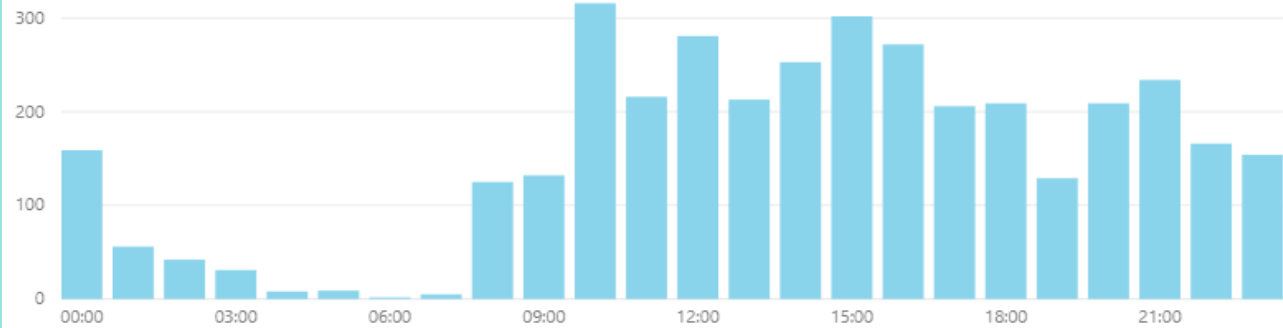


CVI Activity by Date



An 'interaction' is any instance where a Police Officer has reason to engage with a person who is not conforming with Legislation. Only when all efforts to encourage co-operation fail will Police Officers resort to enforcement.

CVI Interaction Times



In order to report upon policing interventions in respect of the newly introduced Travel Regulations regarding travel to or from tiers 3 and 4, the CVI system has been updated. The above data is a sub-set of the wider CVI interventions reported on the previous slides and should not be considered as 'in addition to' the previous overall CVI activity slides.

In response to the introduction of The Health Protection (Coronavirus) (Restrictions) (Scotland) Regulations 2020 and Coronavirus Act 2020, Police Scotland developed a 'Coronavirus Interventions' (CVI) recording system. This system allowed Police Scotland to begin gathering data in relation to the public co-operation levels with the new legislation. This system relies on Police Officers manually updating the system with the co-operation level when they encounter an individual in contravention of the new legislation.

**Due to the manual input required to form this data set, the contents of this slide are indicative only. Actual figures will differ from those recorded on Crime Systems (please see slide 11), may be subject to change, and cannot be considered Official Police Statistics. They do provide an indication of the public co-operation levels across Scotland.**

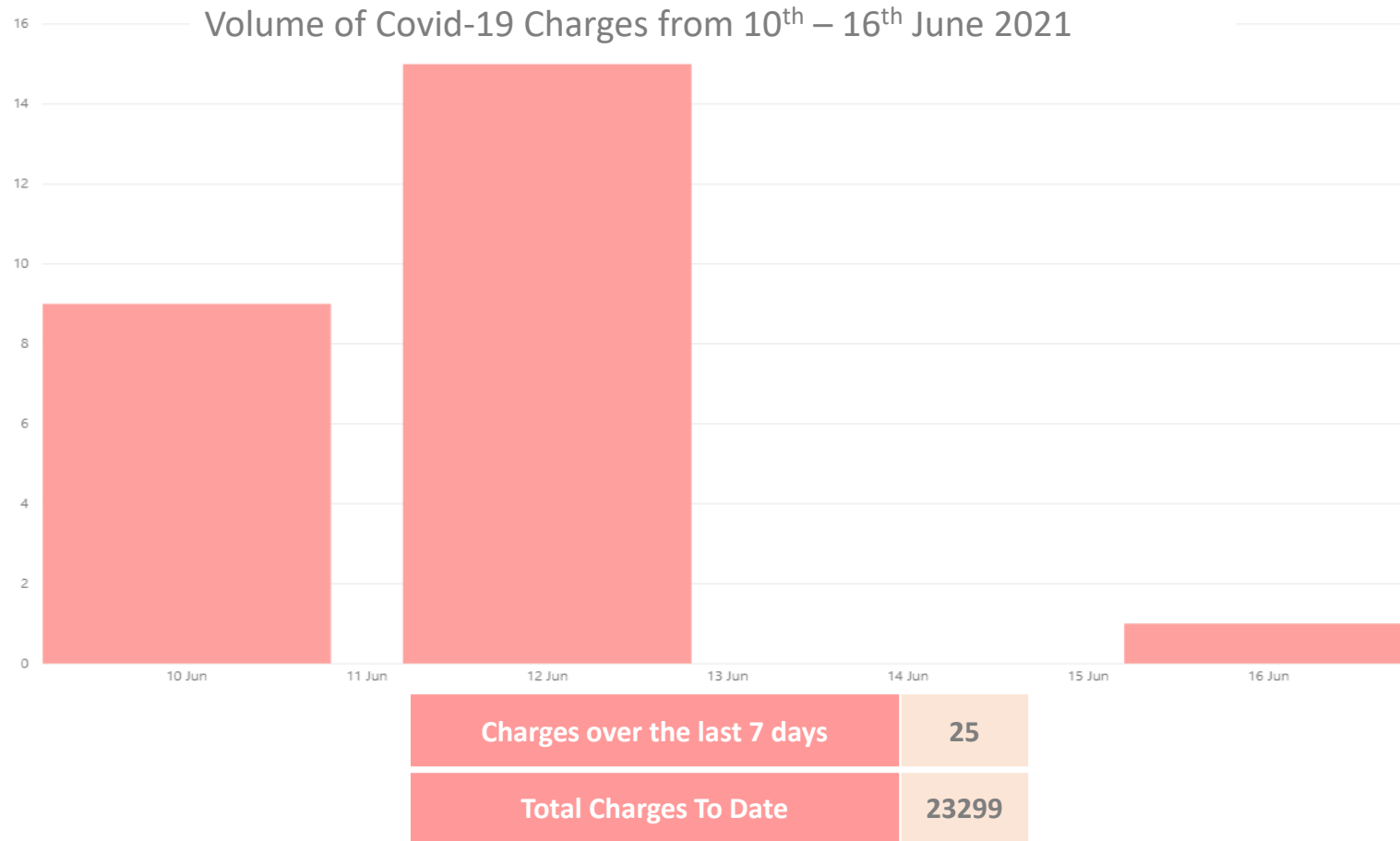
No figures should be considered as Official Police Statistics. These may not yet have been verified or validated.

OFFICIAL



## 'Enforcement' of Coronavirus specific legislation

The following is a summary of all 'enforcement' action in relation to both The Health Protection (Coronavirus) (Restrictions) (Scotland) Regulations 2020 and Coronavirus Act 2020. This includes all Fixed Penalty Notices issued and processed by Police Scotland. It also includes all occasions that a charge was libelled and recorded on Police Scotland's Crime Recording System against a person in relation to the aforementioned legislation. This is a true value of the volume of recorded 'enforcement' activity, but does not provide the granularity of the Coronavirus Intervention (CVI) recording system and does not capture the earlier phases of the '4 E's' approach. These values remain subject to change as offences are retrospectively added or amended and do not match the indicative 'enforcement' values from the CVI recording system.



No figures should be considered as Official Police Statistics. These may not yet have been verified or validated.

OFFICIAL





# ABSENCE

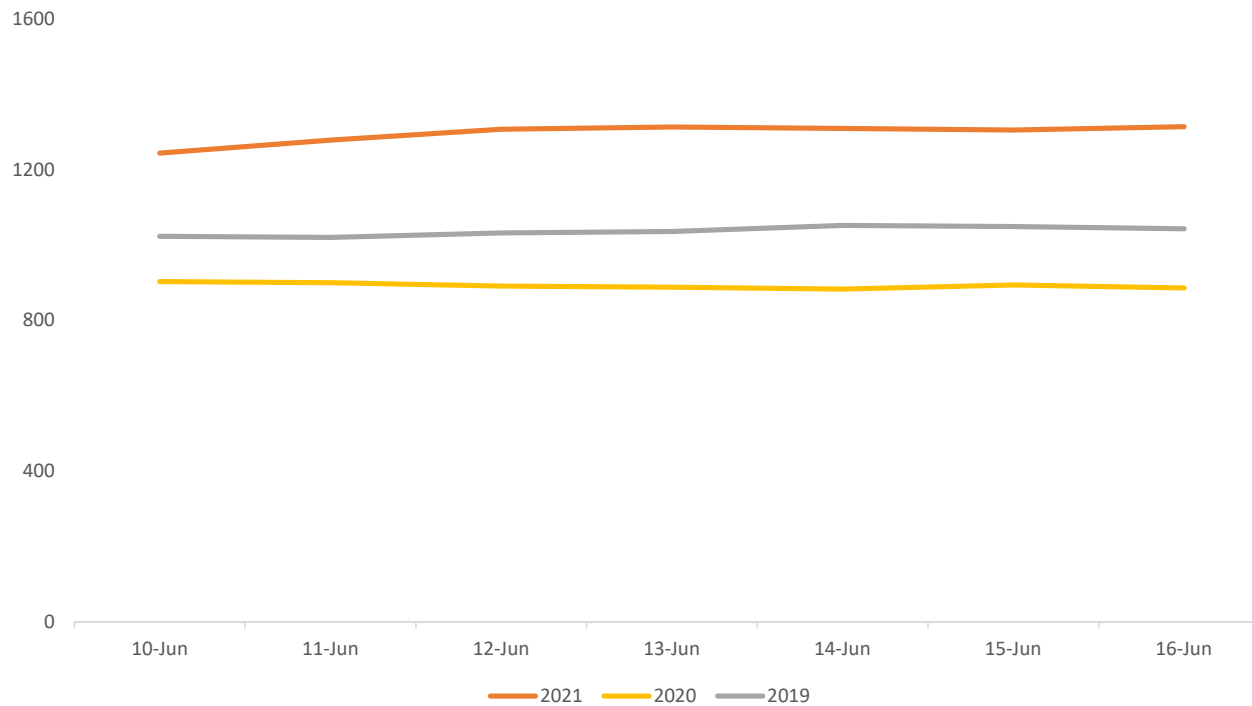
## Police Scotland Absences (10<sup>th</sup> - 16<sup>th</sup> June 2021)

16 June 2021	No.	Change from same day previous week	Change from same day previous week (%)
COVID-19	347	+65	+23%
Total Absences	1314	+76	+6%

## Active Covid-19 Absence Reason

Precautionary Isolation	72
Symptoms	54
Tracing	98
Tracing – NHS Protect App	12
Acute COVID	63
Post COVID Syndrome	44
Ongoing Symptomatic	4

Weekly Absence Levels Line Graph – Comparison of this year to previous two years.



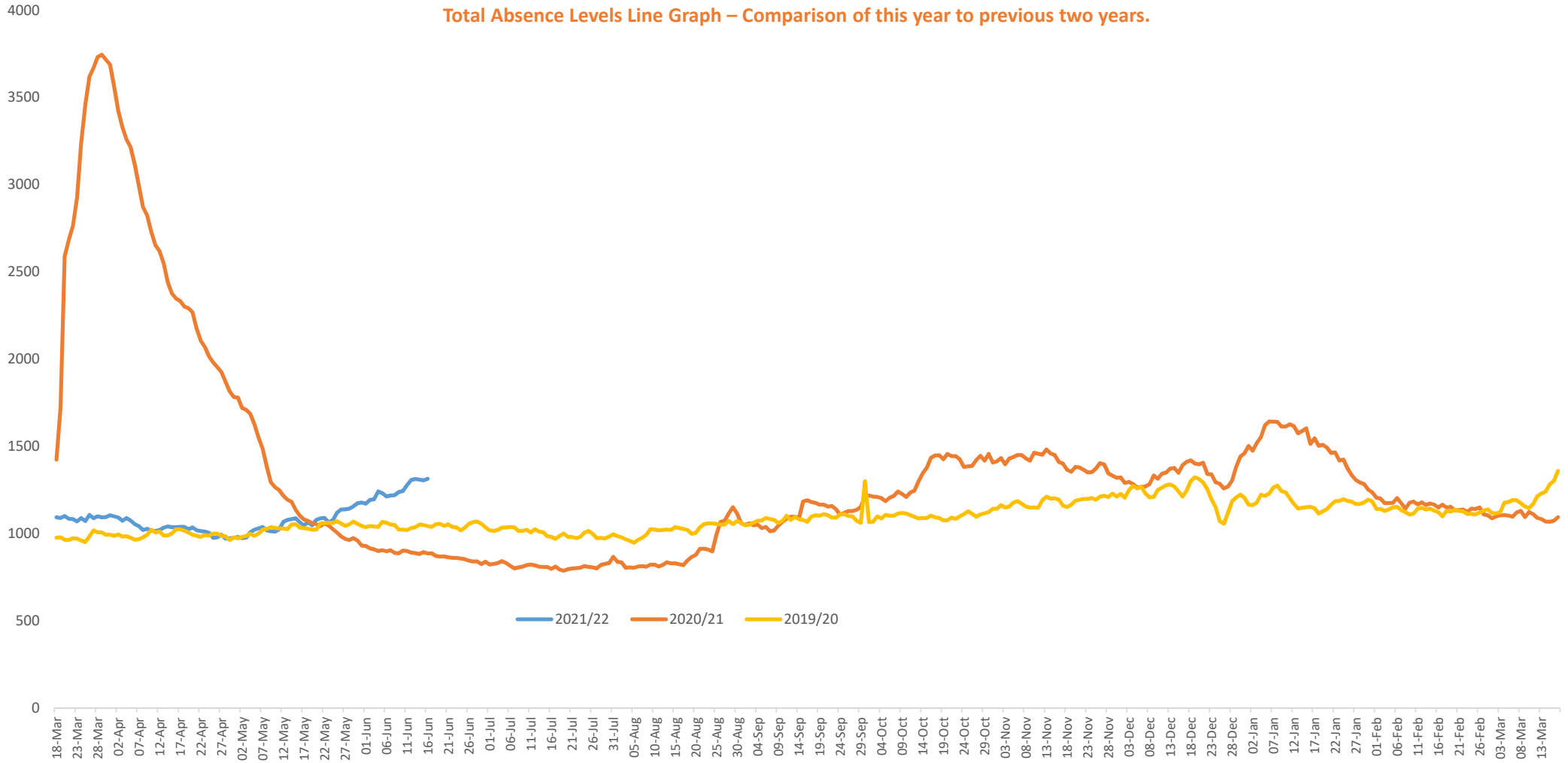
Absence levels are trending slightly higher than the previous two years.

Date	10-Jun	11-Jun	12-Jun	13-Jun	14-Jun	15-Jun	16-Jun
2021	1244	1278	1307	1313	1309	1305	1314
2020	903	900	891	888	883	894	886
2019	1023	1020	1032	1036	1052	1049	1043



# Total Absence (18<sup>th</sup> March 2020 – 16<sup>th</sup> June 2021)

Total Absence Levels Line Graph – Comparison of this year to previous two years.



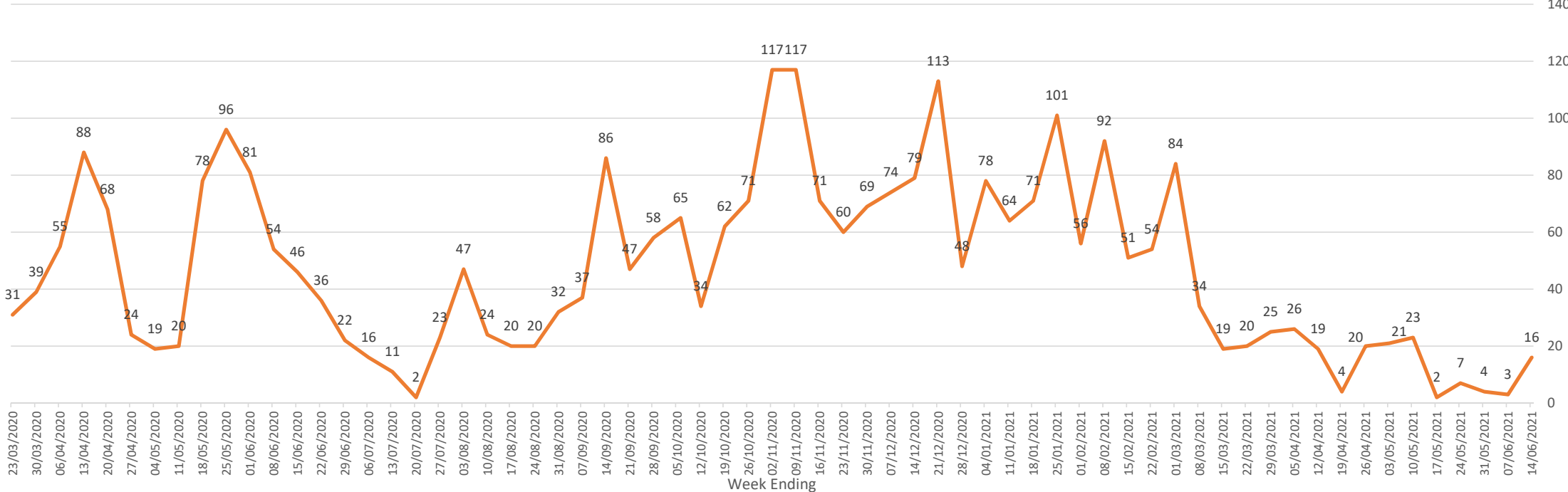
No figures should be considered as Official Police Statistics. These may not yet have been verified or validated.

OFFICIAL



# Near Miss and Testing Data (w/e 23<sup>rd</sup> March 2020 – 14<sup>th</sup> June 2021)

### Weekly 'Near Miss' Form Submission



'Near miss' forms in the context of the pandemic situation may be submitted for a variety of reasons. i.e. when officers are potentially exposed to: COVID-19 whilst not wearing PPE, where PPE malfunctions, or in any other instance an officer feels a risk to themselves in a specific occurrence relating to COVID-19.

This can occur due to the reactive nature of policing, as well as being influenced by training levels and supply of PPE. This number of 'Near Miss' weekly submissions is up from last week.

The amount of forms submitted continues to be attributable to the process for requesting an asymptomatic COVID-19 screening test due to an occupational risk, requiring the submission of a 'near miss' form. Many of the reports would not have been submitted without this requirement. The number of incidents where a lack of PPE is identified has not risen.

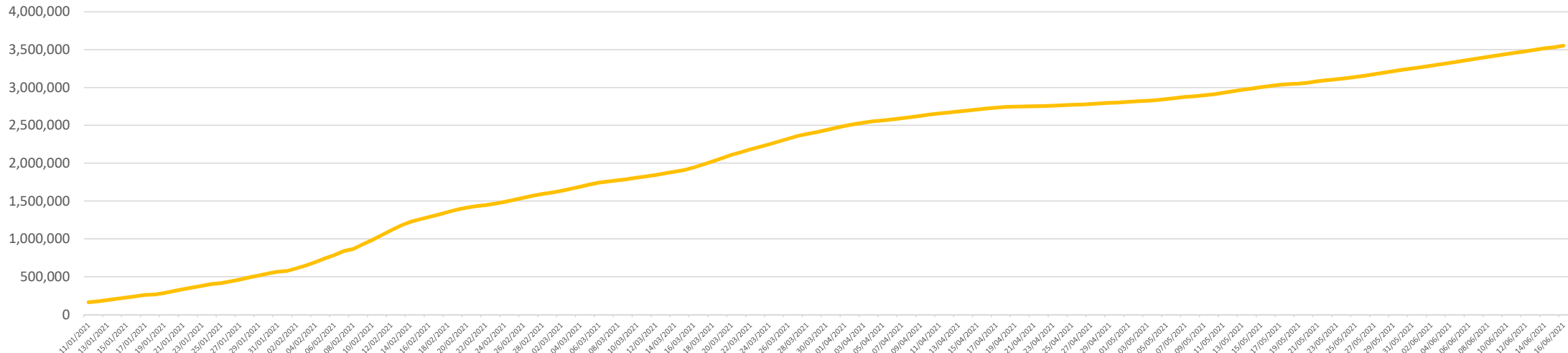
No figures should be considered as Official Police Statistics. These may not yet have been verified or validated.

OFFICIAL

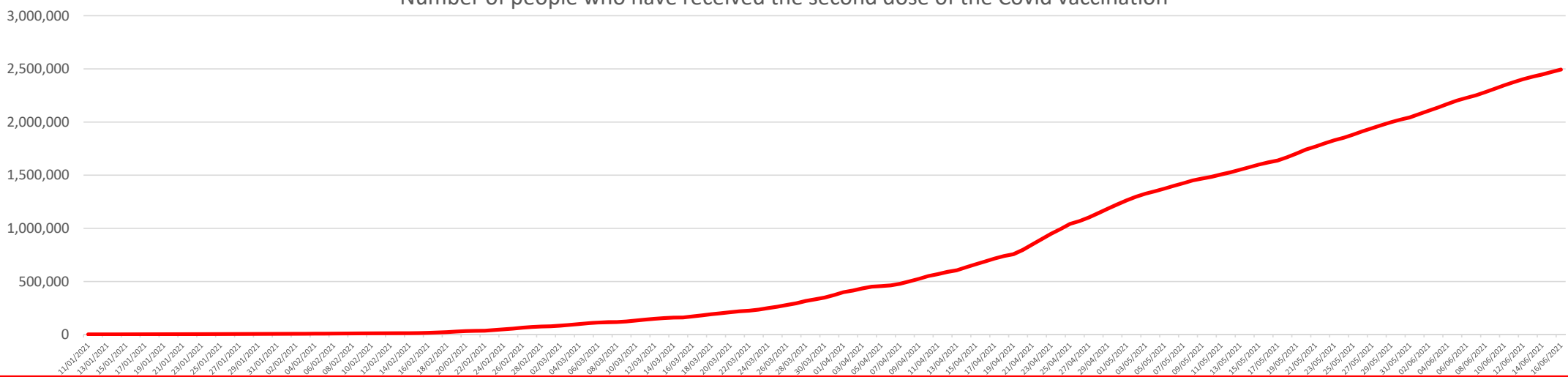


# Total Vaccinations Scotland (26<sup>th</sup> January 2021 – 16<sup>th</sup> June 2021)

## Number of people who have received the first dose of the Covid vaccination



## Number of people who have received the second dose of the Covid vaccination



No figures should be considered as Official Police Statistics. These may not yet have been verified or validated.

OFFICIAL







# Total Absence (18<sup>th</sup> March 2019 — 31<sup>st</sup> December 2020)

## Total Absence Levels - Comparison of 2019 to 2020

																	March	18-Mar	19-Mar	20-Mar	21-Mar	22-Mar	23-Mar	24-Mar	25-Mar	26-Mar	27-Mar	28-Mar	29-Mar	30-Mar	31-Mar
																	2021	1093	1089	1101	1085	1083	1070	1089	1072	1107	1088	1099	1093	1094	1105
																	2020	1424	1725	2587	2681	2765	2926	3238	3460	3619	3669	3731	3745	3716	3688
																	2019	977	979	964	963	973	971	961	951	985	1018	1007	1006	993	994
April	01-Apr	02-Apr	03-Apr	04-Apr	05-Apr	06-Apr	07-Apr	08-Apr	09-Apr	10-Apr	11-Apr	12-Apr	13-Apr	14-Apr	15-Apr	16-Apr	17-Apr	18-Apr	19-Apr	20-Apr	21-Apr	22-Apr	23-Apr	24-Apr	25-Apr	26-Apr	27-Apr	28-Apr	29-Apr	30-Apr	
2020	3562	3421	3330	3258	3214	2992	2871	2823	2730	2653	2619	2548	2440	2376	2347	2333	2301	2292	2268	2175	2105	2069	2015	1981	1954	1926	1870	1815	1783		
2019	987	995	983	985	976	965	968	978	993	1022	1006	1012	989	989	1000	1024	1024	1017	1006	993	988	981	992	988	1000	1000	988	984	963	978	
May	01-May	02-May	03-May	04-May	05-May	06-May	07-May	08-May	09-May	10-May	11-May	12-May	13-May	14-May	15-May	16-May	17-May	18-May	19-May	20-May	21-May	22-May	23-May	24-May	25-May	26-May	27-May	28-May	29-May	30-May	31-May
2020	1779	1720	1709	1686	1626	1550	1486	1385	1293	1266	1249	1217	1194	1182	1137	1102	1081	1072	1060	1053	1043	1058	1046	1026	1006	984	970	963	974	960	931
2019	973	981	986	999	987	1000	1022	1027	1037	1032	1030	1029	1025	1052	1054	1034	1031	1028	1023	1023	1058	1060	1062	1061	1071	1058	1044	1053	1069	1055	1044
June	01-Jun	02-Jun	03-Jun	04-Jun	05-Jun	06-Jun	07-Jun	08-Jun	09-Jun	10-Jun	11-Jun	12-Jun	13-Jun	14-Jun	15-Jun	16-Jun	17-Jun	18-Jun	19-Jun	20-Jun	21-Jun	22-Jun	23-Jun	24-Jun	25-Jun	26-Jun	27-Jun	28-Jun	29-Jun	30-Jun	
2020	929	915	910	900	905	899	904	889	887	903	900	891	888	883	894	886	887	872	868	869	864	861	861	857	853	845	840	841	825	839	
2019	1037	1043	1041	1038	1067	1062	1052	1049	1023	1023	1020	1032	1036	1052	1049	1043	1038	1054	1056	1044	1053	1038	1035	1019	1033	1057	1066	1069	1056	1036	
July	01-Jul	02-Jul	03-Jul	04-Jul	05-Jul	06-Jul	07-Jul	08-Jul	09-Jul	10-Jul	11-Jul	12-Jul	13-Jul	14-Jul	15-Jul	16-Jul	17-Jul	18-Jul	19-Jul	20-Jul	21-Jul	22-Jul	23-Jul	24-Jul	25-Jul	26-Jul	27-Jul	28-Jul	29-Jul	30-Jul	31-Jul
2020	823	826	831	842	832	815	801	806	810	819	823	818	810	809	808	798	811	794	787	796	800	802	804	814	809	806	801	821	826	831	867
2019	1019	1015	1021	1034	1035	1038	1036	1015	1015	1022	1006	1025	1012	1007	985	981	970	987	1001	981	980	974	981	1005	1015	999	974	975	972	983	996
August	01-Aug	02-Aug	03-Aug	04-Aug	05-Aug	06-Aug	07-Aug	08-Aug	09-Aug	10-Aug	11-Aug	12-Aug	13-Aug	14-Aug	15-Aug	16-Aug	17-Aug	18-Aug	19-Aug	20-Aug	21-Aug	22-Aug	23-Aug	24-Aug	25-Aug	26-Aug	27-Aug	28-Aug	29-Aug	30-Aug	31-Aug
2020	838	835	804	806	804	811	814	810	822	822	811	821	836	829	830	824	819	846	866	878	913	913	908	898	994	1067	1074	1116	1151	1115	1059
2019	985	979	967	959	948	964	976	993	1025	1023	1019	1021	1023	1021	1037	1031	1027	1020	999	1004	1036	1054	1059	1058	1055	1051	1052	1072	1054	1072	1061
September	01-Sep	02-Sep	03-Sep	04-Sep	05-Sep	06-Sep	07-Sep	08-Sep	09-Sep	10-Sep	11-Sep	12-Sep	13-Sep	14-Sep	15-Sep	16-Sep	17-Sep	18-Sep	19-Sep	20-Sep	21-Sep	22-Sep	23-Sep	24-Sep	25-Sep	26-Sep	27-Sep	28-Sep	29-Sep	30-Sep	
2020	1050	1059	1048	1051	1031	1038	1013	1018	1046	1068	1085	1097	1097	1088	1184	1191	1181	1176	1166	1166	1155	1158	1139	1108	1119	1129	1129	1136	1153	1214	
2019	1047	1051	1063	1073	1075	1090	1083	1078	1061	1073	1102	1078	1095	1082	1078	1067	1097	1105	1102	1111	1106	1092	1091	1110	1112	1100	1099	1073	1062	1300	
October	01-Oct	02-Oct	03-Oct	04-Oct	05-Oct	06-Oct	07-Oct	08-Oct	09-Oct	10-Oct	11-Oct	12-Oct	13-Oct	14-Oct	15-Oct	16-Oct	17-Oct	18-Oct	19-Oct	20-Oct	21-Oct	22-Oct	23-Oct	24-Oct	25-Oct	26-Oct	27-Oct	28-Oct	29-Oct	30-Oct	31-Oct
2020	1218	1212	1210	1203	1186	1206	1216	1241	1227	1210	1235	1246	1299	1345	1377	1434	1448	1449	1426	1456	1444	1444	1425	1382	1385	1388	1422	1446	1418	1457	1407
2019	1066	1068	1098	1087	1107	1102	1102	1115	1118	1115	1106	1096	1087	1089	1089	1103	1093	1089	1076	1076	1092	1084	1099	1111	1128	1113	1097	1110	1116	1123	1142
November	01-Nov	02-Nov	03-Nov	04-Nov	05-Nov	06-Nov	07-Nov	08-Nov	09-Nov	10-Nov	11-Nov	12-Nov	13-Nov	14-Nov	15-Nov	16-Nov	17-Nov	18-Nov	19-Nov	20-Nov	21-Nov	22-Nov	23-Nov	24-Nov	25-Nov	26-Nov	27-Nov	28-Nov	29-Nov	30-Nov	
2020	1414	1433	1397	1430	1439	1450	1450	1431	1418	1463	1458	1452	1482	1459	1451	1410	1401	1366	1354	1382	1379	1366	1351	1352	1373	1404	1396	1345	1332	1320	
2019	1142	1163	1149	1155	1178	1186	1171	1155	1149	1150	1148	1191	1211	1200	1202	1195	1160	1152	1165	1188	1194	1198	1199	1204	1194	1211	1217	1209	1229	1212	
December	01-Dec	02-Dec	03-Dec	04-Dec	05-Dec	06-Dec	07-Dec	08-Dec	09-Dec	10-Dec	11-Dec	12-Dec	13-Dec	14-Dec	15-Dec	16-Dec	17-Dec	18-Dec	19-Dec	20-Dec	21-Dec	22-Dec	23-Dec	24-Dec	25-Dec	26-Dec	27-Dec	28-Dec	29-Dec	30-Dec	31-Dec
2020	1322	1290	1296	1284	1263	1267	1270	1284	1333	1314	1344	1349	1372	1376	1348	1392	1411	1420	1401	1397	1406	1341	1340	1294	1286	1259	1269	1303	1382	1441	1460
2019	1228	1206	1248	1273	1259	1269	1230	1207	1210	1250	1264	1277	1282	1270	1242	1212	1247	1301	1323	1313	1293	1254	1197	1152	1072	1056	1119	1185	1207	1223	1205

No figures should be considered as Official Police Statistics. These may not yet have been verified or validated.



# Total Absence (1<sup>st</sup> January 2021 — 16<sup>th</sup> June 2021)

## Total Absence Levels - Comparison of 2020 to 2021

Month	01-Jan	02-Jan	03-Jan	04-Jan	05-Jan	06-Jan	07-Jan	08-Jan	09-Jan	10-Jan	11-Jan	12-Jan	13-Jan	14-Jan	15-Jan	16-Jan	17-Jan	18-Jan	19-Jan	20-Jan	21-Jan	22-Jan	23-Jan	24-Jan	25-Jan	26-Jan	27-Jan	28-Jan	29-Jan	30-Jan	31-Jan
January 2021	1502	1475	1520	1553	1621	1643	1641	1640	1613	1614	1626	1615	1574	1588	1603	1514	1546	1503	1509	1493	1462	1465	1419	1424	1373	1335	1307	1293	1284	1252	1236
January 2020	1166	1163	1178	1223	1216	1230	1264	1275	1243	1236	1202	1170	1144	1148	1151	1153	1145	1115	1128	1140	1166	1186	1187	1197	1187	1183	1169	1170	1179	1195	1184
February 2021	1206	1200	1180	1175	1176	1204	1175	1142	1177	1184	1167	1179	1164	1173	1166	1149	1166	1149	1153	1134	1135	1138	1124	1143	1141	1150	1110	1105			
February 2020	1141	1141	1130	1139	1150	1153	1135	1124	1109	1115	1143	1148	1138	1144	1131	1123	1099	1130	1126	1137	1130	1128	1112	1113	1109	1121	1131	1139			
March 2021	1088	1098	1104	1106	1103	1097	1121	1130	1095	1124	1111	1090	1083	1069	1068	1073	1094	1093	1089	1101	1085	1083	1070	1089	1072	1107	1088	1099	1093	1094	1105
March 2020	1118	1116	1122	1177	1181	1192	1191	1174	1155	1146	1170	1214	1230	1240	1282	1300	1359	1424	1725	2587	2681	2765	2926	3238	3460	3619	3669	3731	3745	3716	3688
April 2021	1099	1092	1073	1089	1075	1054	1042	1020	1028	1016	1015	1020	1034	1041	1037	1037	1039	1039	1024	1035	1019	1014	1012	1004	975	979	993	971	973	975	
April 2020	3562	3421	3330	3258	3214	3114	2992	2871	2823	2730	2653	2619	2548	2440	2376	2347	2333	2301	2292	2268	2175	2105	2069	2015	1981	1954	1926	1870	1815	1783	
May 2021	981	974	977	1007	1022	1030	1038	1018	1013	1011	1024	1067	1078	1083	1088	1064	1047	1065	1048	1079	1087	1090	1065	1076	1119	1138	1139	1143	1156	1174	1178
May 2020	1779	1720	1709	1686	1626	1550	1486	1385	1293	1266	1249	1217	1194	1182	1137	1102	1081	1072	1060	1053	1043	1058	1046	1026	1006	984	970	963	974	960	931
June 2021	1171	1193	1197	1242	1231	1213	1218	1220	1238	1244	1278	1307	1313	1309	1305	1314															
June 2020	929	915	910	900	905	899	904	889	887	903	900	891	888	883	894	886															

No figures should be considered as Official Police Statistics. These may not yet have been verified or validated.