



<b>Report To:</b>	<b>SPA Board Members</b>		
<b>Meeting Date:</b>		<b>Agenda Item:</b>	
<b>Report Title:</b>	<b>Operation Talla Weekly Update</b>		
<b>Sponsored by:</b>		<b>Presented by:</b>	<b>DCC Graham</b>
<b>Appendix Attached:</b>	<b>APPENDIX A – Weekly COVID-19 Bulletin</b>		
<b>Report Classification</b>			
<b>Police Scotland:</b>	<b>For Noting</b>		
<b>SPA:</b>	<b>For Noting</b>		
<b>EXECUTIVE SUMMARY</b>			
<b>1.</b>	<b>Purpose</b>		
1.1	<p>This paper provides the Scottish Police Authority (SPA) with a weekly update on policing changes seen during Operation TALLA, Police Scotland’s COVID-19 response.</p> <p>This report contains the preceding week’s information and data on changing demands within the service centre, incident attendance and crime. It will also consider our COVID-19 response including our use of the emergency legislation and how we are assisting our officers and staff welfare throughout these challenging times.</p> <p>This update will have a reporting period of Thursday to Wednesday. For the purpose of this report, the week of Thursday 20<sup>th</sup> August 2020 to Wednesday 26<sup>th</sup> August 2020 is considered.</p>		
<b>2.</b>	<b>Decision Requested</b>		
2.1	N/A		
<b>3.</b>	<b>Recommendation</b>		
3.1	N/A		
<b>4.</b>	<b>Alignment to Police Scotland Strategic Outcomes</b>		
4.1	<p>This report aligns to both Police Scotland’s Strategic Outcomes and the Operation TALLA Strategic Objectives as set out by DCC Malcolm Graham.</p> <p>This report discusses the flexible and adaptable response to the challenges posed by COVID-19 by Police Scotland (SO1, SO2 and SO5). It further highlights the activities undertaken by Police Scotland to protect our people (SO4). The levels of intervention activity discussed in the report serve to protect our communities from COVID-19 (SO1, SO2). The frequent, transparent publication of papers, such as this, and those published on the Police Scotland website provide engagement with communities, to maintain trust and confidence (SO3).</p>		

5.	Main Report
----	-------------

## 5.1 CURRENT LANDSCAPE

Over the last week, Police Scotland continued to closely monitor the situation in Aberdeen City in regards to the local lockdown which ended on the 25<sup>th</sup> August as well as continuing their support of communities throughout the country as we continue to move through 'Phase 3' of the 'Route map through and out of the Crisis'.

Police Scotland's approach has remained unchanged throughout the pandemic period, promoting 'Engage, Explain and Encourage' prior to 'Enforcement' action being taken.

The "open" status of indoor licensed premises for eating and drinking continue to have no significant impact on frontline policing. Mandatory use of face coverings within retail premises continues to generate calls however the rate of these calls are declining and the incidents are predominantly resolved by use of the first '3E's'.

As mentioned above, the localised lockdown in Aberdeen has now ended and there are no full local area restrictions in place across Scotland. A factory in Coupar Angus as well as a school in Dundee and premises in Hawick have been closed due to the identification of Coronavirus clusters.

The return of all school pupils across Scotland has had little impact on operational policing.

There is currently new legislation passing through parliament, which will see officers have the powers to force entry into house parties and take action when the number of attendees exceeds a certain number. At the time of writing, this is still in progress and the exact working of the legislation has yet to be confirmed.

From 24<sup>th</sup> August people of all ages have been able to take part in organised contact sports. Bingo halls, amusement arcades, casinos, funfairs and snooker halls have been allowed to reopen and driving lessons have resumed.

Looking ahead, in the coming weeks further Phase 3 changes have been proposed. On 31<sup>st</sup> August, the Scottish Government hope to allow non-contact indoor activity for those over 12 and the reopening of gyms and swimming pools.

On 11<sup>th</sup> September, the Scottish Government hope to allow non-essential offices and call centres to reopen.

On the 14<sup>th</sup> September, the Scottish Government hope to allow the following – soft play, live events, indoor entertainment venues to open, indoor sports courts, dance studios, stadia and indoor contact sports.

It is anticipated that these further relaxations of the guidelines will see policing demands continue to revert back to levels comparable with last year.

## **5.2 SERVICE CENTRE DEMAND**

In the last week, the volume of 101 calls answered decreased by 1% compared to the previous week and the volume of 999 calls decreased by 12%. 101 calls answered are still trending at significantly lower figures than the same time last year, now approximately 23% lower. 999 calls answered are now at nearly the same levels as last year.

## **5.3 INCIDENT DEMAND**

There has been a 4% decrease in total incident volumes when compared to last week, and there has been a 12% decrease on incident volumes when compared to the same period last year. Public nuisance and disturbance calls decreased on last week's figures by 9% and 11% respectively. Noise calls have decreased on last week's figures by 10%.

## **5.4 CRIME**

Crime volume continues to remain lower than seasonal average. All crime in the last week with the exception of group 6 crimes are at a lower level than a comparable period last year. Whilst North East Scotland, Fife and Ayrshire have seen crime volumes slightly higher than the same period last year, Edinburgh continues to see crimes reduced by nearly 2/3. This is assessed to be due to the Fringe Festival not occurring this month.

Cumulatively all divisions are recording less crime for this year when compared with last year. All crime types other than Group 5 are also lower when compared to last year.

## **5.5 COVID-19 INTERVENTION ACTIVITY**

During the last week, the government guidance remained in 'Phase 3' of easing lockdown restrictions. The only exception to this has been the reintroduction of restrictions in the Aberdeen City area which ended on the 25<sup>th</sup> August. Throughout the last week Police Scotland's approach to the use of COVID-19 legislation continues to be to firstly engage with people, explain the provisions and encourage them to comply with the necessary restrictions with enforcement action being taken only where absolutely necessary.

The overall style and tone of policing the pandemic in Scotland has not changed since the inception of the public health emergency.

In the last seven days, Police Scotland officers attended 18306 incidents.

The COVID-19 intervention powers have been recorded on the CVI system as used on 399 occasions this week. The occasions where these powers have been used tend to relate to a small number of gatherings of large numbers of persons requiring to be moved on.

Since quarantine regulations came into force on travellers entering Scotland from outwith the UK on the 15<sup>th</sup> June, Police Scotland have received 115 referrals from Public Health Scotland and 168 Home Office referrals relating to potential breaches of quarantine.

There continues to have been only one fixed penalty notice issued in relation to a breach of Travel Regulations. This was issued on 11<sup>th</sup> August and has been mentioned in previous reports.

## **5.6 PERSONAL PROTECTIVE EQUIPMENT (PPE)**

Securing suitable PPE remains an ongoing priority and the dedicated logistics cell has continued to provide extensive training, equipping and resupply, operating on an early shift late shift basis. Supply lines remain fragile and this will be a long term challenge. Up to and including the 26<sup>th</sup> August, over 21000 frontline police officers and staff have been trained in, supplied or resupplied appropriate PPE. This is in conjunction with the provision of significant measures to implement physical distancing within the workplace wherever possible.

## **5.7 ABSENCE**

Over the past week, employee absence levels have consistently trended below levels of the same dates in 2019. Those absences related to COVID-19 have increased from last week and are currently sitting at 228. This increase is likely to be due to the schools returning earlier in the month. It is anticipated that this, along with the Scottish approach to 'Test and Protect' in order to limit the spread of the virus moving forwards, will see pockets of absence across teams or shifts.

## **5.8 OFFICER AND STAFF COVID-19 SCREENING**

People & Development continue to support our workforce, providing reassurance to officers and staff who are symptomatic, to assist with returning officers and staff to work as soon as possible. Symptomatic testing arranged up to the 24<sup>th</sup> August now numbers over 1200. The total number of tests organised by Police Scotland sits at over 2000.

From all testing, 204 have returned as positive for COVID-19.

Testing of asymptomatic officers and staff based on risk commenced on 14<sup>th</sup> May and 321 tests have been arranged up to and including 17<sup>th</sup> August. None of these tests have yet returned a positive result.

Contact tracing numbers are now being reported and this currently stands at 28, with no positive tests.

Police Scotland continues to be engaged in discussions about the opportunities to introduce workplace antibody testing should a valid test become available in Scotland.

## **5.9 COVID-19 NEAR MISSES**

'Near-miss' forms in the context of the pandemic situation may be submitted for a variety of reasons i.e. when officers are potentially exposed to COVID-19 whilst not wearing PPE, where PPE malfunctions, or in any other instance an officer feels a risk to themselves in a specific occurrence relating to COVID-19. This can occur due to the reactive nature of policing, as well as being influenced by training levels and supply of PPE.

There are no 'near miss' figures available for this week. It is anticipated reporting will resume next week.

## **5.10 CUSTODY**

'Custody volume' refers to the amount of individuals held in Police Scotland custody facilities at a given time. The number of custodies fell on the approach to 'lockdown', reaching their lowest level on 29th March. Since that date, total custody volumes have increased and, in recent weeks have returned to levels comparable to pre-COVID business as usual. The organisation is seeing traditional weekend peaks returning which were less noticeable during the early stages of lockdown.

## **5.11 SUBMISSION**

This report is submitted to the SPA for information and consideration.

Appendix A – COVID-19 Weekly Bulletin contains the information which will be released publicly by Police Scotland. This information will continue to be released weekly and will synchronise with the weekly SPA reporting for consistent, single data timelines.

# COVID-19 WEEKLY BULLETIN

## 20<sup>th</sup> August – 26<sup>th</sup> August 2020

SERVING A  
CHANGING SCOTLAND



SCOTTISH POLICE  
**AUTHORITY**

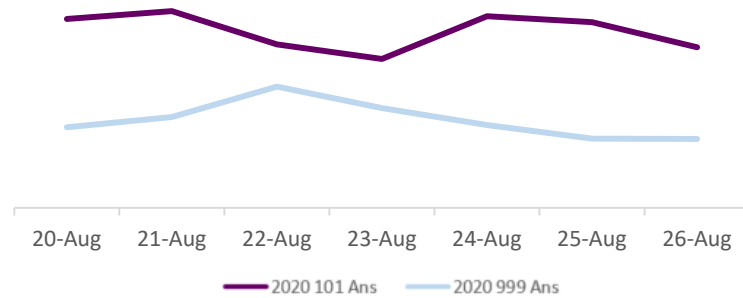
No figures should be considered as Official Police Statistics. These may not yet have been verified or validated.

OFFICIAL

## Service Centre Demand

### Service Centre Demand

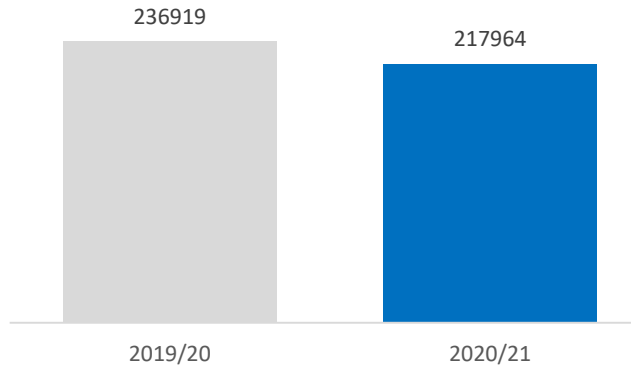
The volume of 101 calls answered has remained at relatively consistent levels this week. The volume of 999 calls showed an increase over the weekend thereafter returning and slightly decreasing over the remainder of the week.



## Crime Levels

### Crime Volume (9 March – Present compared to Previous Year)

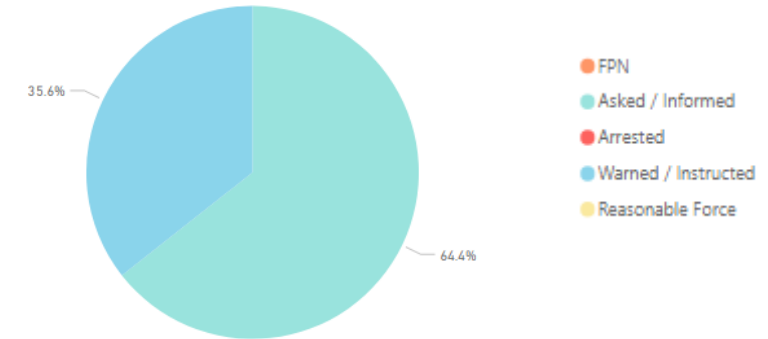
Crime has continued to trend at levels lower than the seasonal average, and total volume year to date is still considerably lower than last year. Total 'Year to Date' volume is displayed below, further data is available in the Crime slide.



## Coronavirus Legislation

### Co-operation with new Coronavirus Legislation

The below chart is indicative of the co-operation levels experienced by police over the last 7 days. The vast majority of interactions between police and the public continue to be resolved without enforcement.



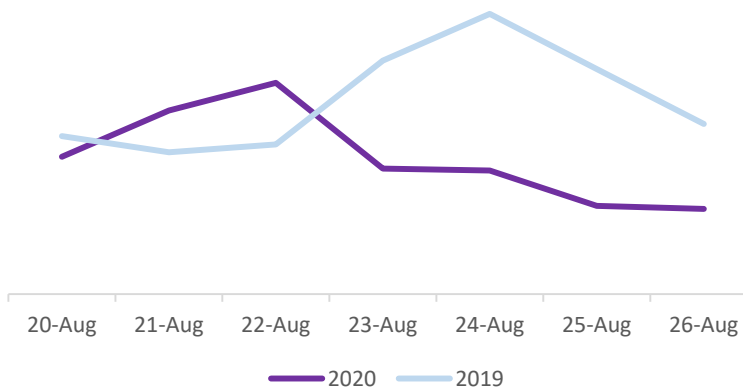
### Total Number of Enforcement Activity Relating to Coronavirus Legislation

Enforcement Activity over last 7 days	2
---------------------------------------	---

## Incident Demand

### Incident Demand

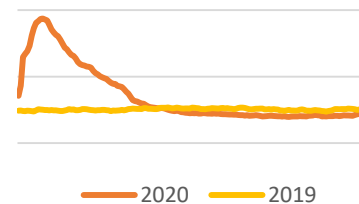
Incident volume has fluctuated this week, showing a sharp decrease from the 22nd before remaining a relatively consistent level thereafter. Overall incident volume continues to show lower levels compared to the same time last year.



## Staff Absence and Welfare

### Absences

Absences are now generally trending lower when compared to 2019. However there has been an increase in absences towards the end of the reporting period.



### Staff COVID Screening

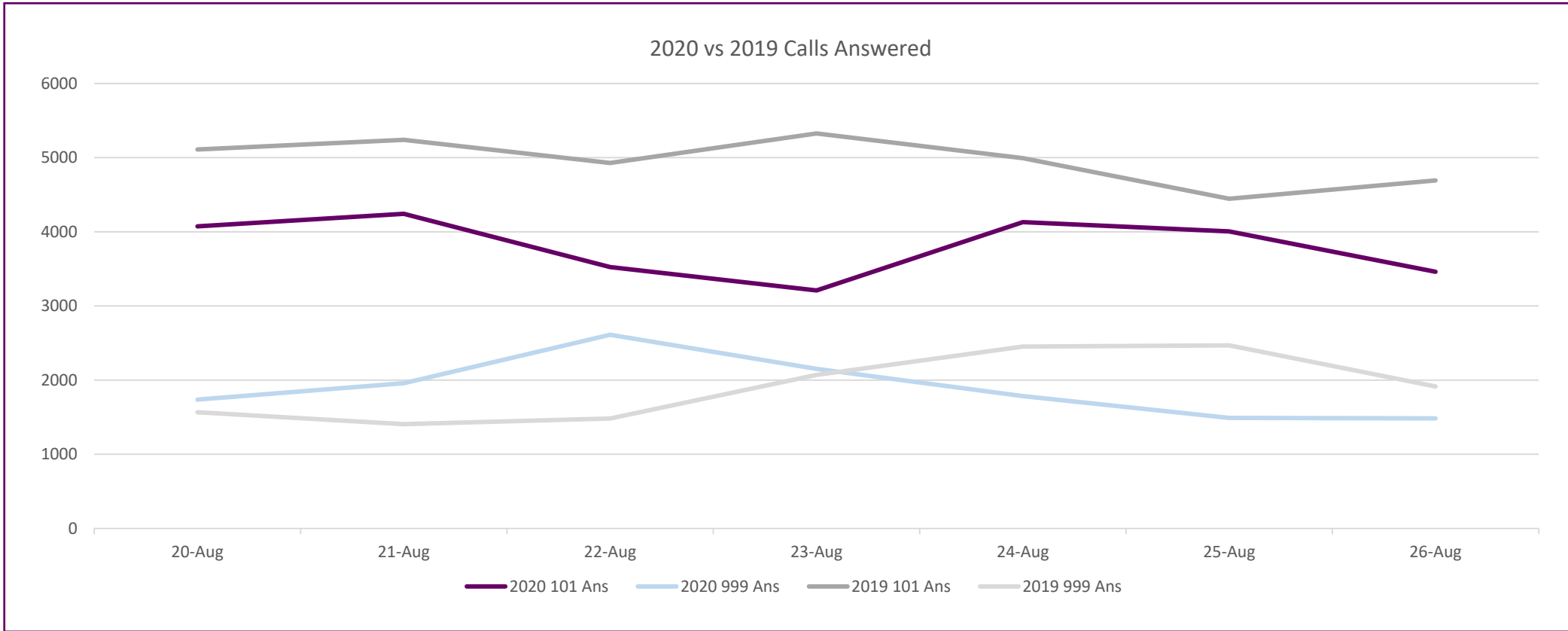
Testing of key workers for COVID-19 continues and the number of tests arranged for Police Scotland employees is broken down later in this report.

## Total Referrals To Date

Home Office Travel Regs. Referrals	168
Public Health Scotland Travel Regs. Referrals	115
FPNs issued for breach of Travel Regs.	1

Note: The referral figures are a count of reports submitted to Police Scotland. These will therefore vary from counts of the number of individuals.

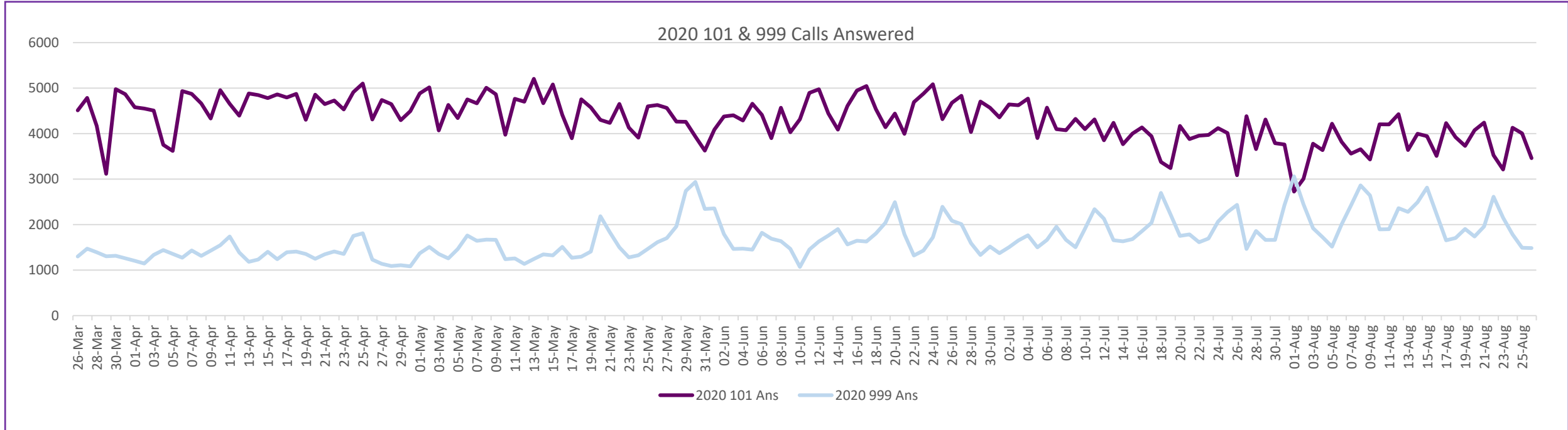
# Weekly Service Centre Demand (20<sup>th</sup> – 26<sup>th</sup> August 2020)



	20-Aug	21-Aug	22-Aug	23-Aug	24-Aug	25-Aug	26-Aug	Total
<b>2020 101 Ans</b>	4074	4242	3524	3210	4130	4005	3461	<b>26646</b>
<b>2020 999 Ans</b>	1737	1959	2612	2151	1785	1491	1484	<b>13219</b>
<b>2019 101 Ans</b>	5111	5241	4929	5326	4993	4445	4692	<b>34737</b>
<b>2019 999 Ans</b>	1566	1406	1482	2070	2453	2469	1915	<b>13361</b>



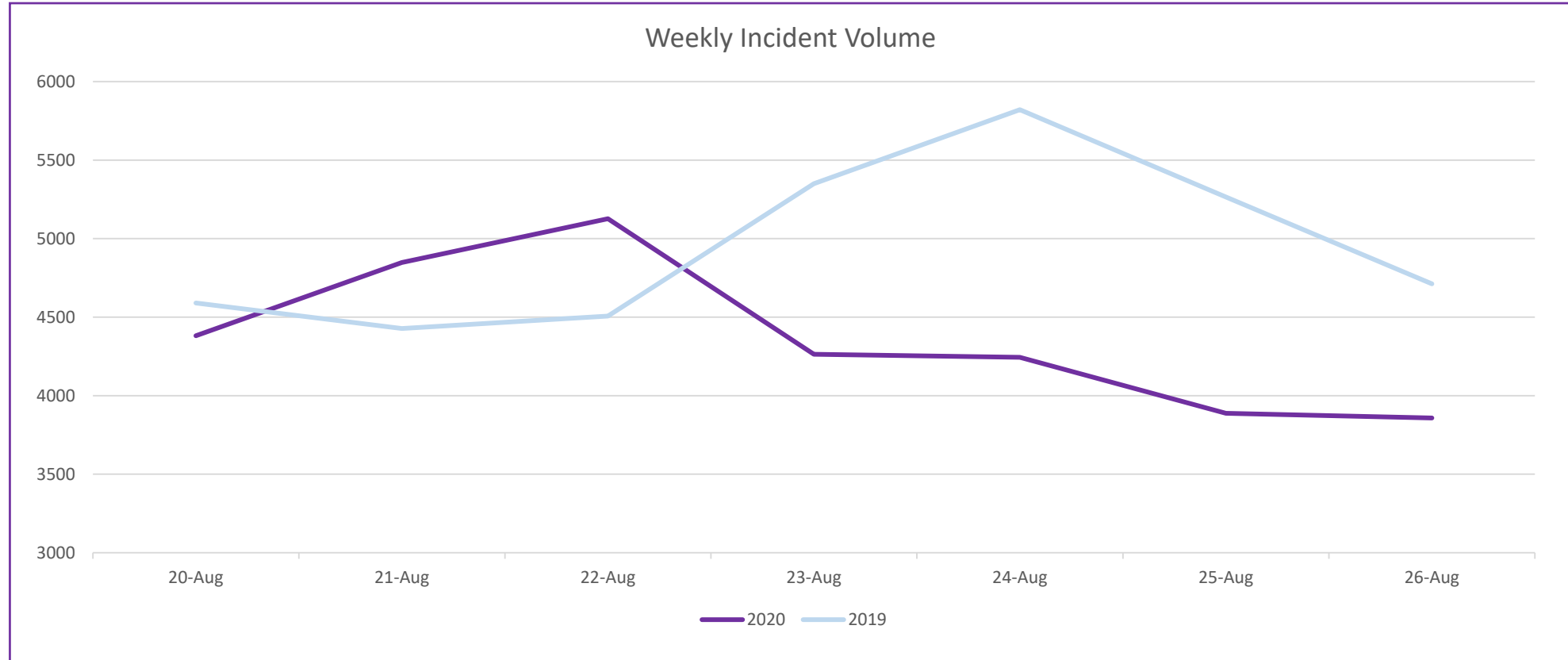
# Cumulative Service Centre Demand (19<sup>th</sup> March – 26<sup>th</sup> August 2020)



Total		2020																													
Total	Total																														
2020 101 Ans	685235																														
2020 999 Ans	270866																														
April	01-Apr	02-Apr	03-Apr	04-Apr	05-Apr	06-Apr	07-Apr	08-Apr	09-Apr	10-Apr	11-Apr	12-Apr	13-Apr	14-Apr	15-Apr	16-Apr	17-Apr	18-Apr	19-Apr	20-Apr	21-Apr	22-Apr	23-Apr	24-Apr	25-Apr	26-Apr	27-Apr	28-Apr	29-Apr	30-Apr	
2020 101 Ans	4579	4550	4506	3753	3618	4935	4873	4663	4332	4954	4654	4394	4881	4846	4780	4861	4793	4874	4303	4856	4647	4728	4530	4910	5101	4311	4739	4647	4295	4494	
2020 999 Ans	1204	1145	1333	1440	1355	1272	1432	1312	1426	1545	1739	1386	1182	1232	1403	1238	1391	1406	1354	1248	1348	1408	1353	1752	1808	1231	1137	1090	1106	1082	
May	01-May	02-May	03-May	04-May	05-May	06-May	07-May	08-May	09-May	10-May	11-May	12-May	13-May	14-May	15-May	16-May	17-May	18-May	19-May	20-May	21-May	22-May	23-May	24-May	25-May	26-May	27-May	28-May	29-May	30-May	31-May
2020 101 Ans	4884	5017	4069	4630	4340	4751	4665	5008	4865	3974	4764	4701	5205	4668	5080	4412	3898	4754	4576	4302	4235	4652	4131	3911	4600	4629	4563	4264	4260	3935	3626
2020 999 Ans	1369	1509	1353	1257	1461	1761	1644	1670	1666	1240	1257	1135	1244	1344	1322	1510	1271	1295	1407	2185	1831	1500	1278	1325	1467	1613	1702	1961	2741	2936	2342
June	01-Jun	02-Jun	03-Jun	04-Jun	05-Jun	06-Jun	07-Jun	08-Jun	09-Jun	10-Jun	11-Jun	12-Jun	13-Jun	14-Jun	15-Jun	16-Jun	17-Jun	18-Jun	19-Jun	20-Jun	21-Jun	22-Jun	23-Jun	24-Jun	25-Jun	26-Jun	27-Jun	28-Jun	29-Jun	30-Jun	
2020 101 Ans	4086	4376	4403	4289	4657	4411	3899	4568	4029	4315	4896	4974	4443	4086	4608	4947	5045	4538	4139	4441	3994	4691	4877	5084	4316	4677	4831	4033	4706	4569	
2020 999 Ans	2356	1791	1465	1470	1448	1819	1690	1637	1467	1070	1452	1629	1757	1902	1564	1646	1628	1805	2041	2493	1786	1321	1429	1720	2392	2085	2010	1593	1332	1518	
July	01-Jul	02-Jul	03-Jul	04-Jul	05-Jul	06-Jul	07-Jul	08-Jul	09-Jul	10-Jul	11-Jul	12-Jul	13-Jul	14-Jul	15-Jul	16-Jul	17-Jul	18-Jul	19-Jul	20-Jul	21-Jul	22-Jul	23-Jul	24-Jul	25-Jul	26-Jul	27-Jul	28-Jul	29-Jul	30-Jul	31-Jul
2020 101 Ans	4357	4642	4623	4769	3902	4570	4099	4073	4323	4099	4313	3852	4237	3768	4000	4136	3941	3376	3242	4169	3879	3954	3971	4121	4013	3085	4384	3658	4309	3788	3760
2020 999 Ans	1371	1502	1651	1764	1499	1662	1952	1666	1502	1907	2338	2128	1656	1631	1680	1856	2039	2696	2225	1751	1784	1613	1694	2064	2274	2434	1465	1860	1662	1664	2429
August	01-Aug	02-Aug	03-Aug	04-Aug	05-Aug	06-Aug	07-Aug	08-Aug	09-Aug	10-Aug	11-Aug	12-Aug	13-Aug	14-Aug	15-Aug	16-Aug	17-Aug	18-Aug	19-Aug	20-Aug	21-Aug	22-Aug	23-Aug	24-Aug	25-Aug	26-Aug					
2020 101 Ans	2725	3005	3778	3637	4217	3821	3560	3656	3432	4204	4202	4428	3640	3996	3944	3508	4231	3921	3729	4074	4242	3524	3210	4130	4005	3461					
2020 999 Ans	3060	2447	1922	1722	1516	2002	2423	2862	2641	1894	1899	2361	2280	2491	2814	2233	1654	1704	1903	1737	1959	2612	2151	1785	1491	1484					

No figures should be considered as Official Police Statistics. These may not yet have been verified or validated.

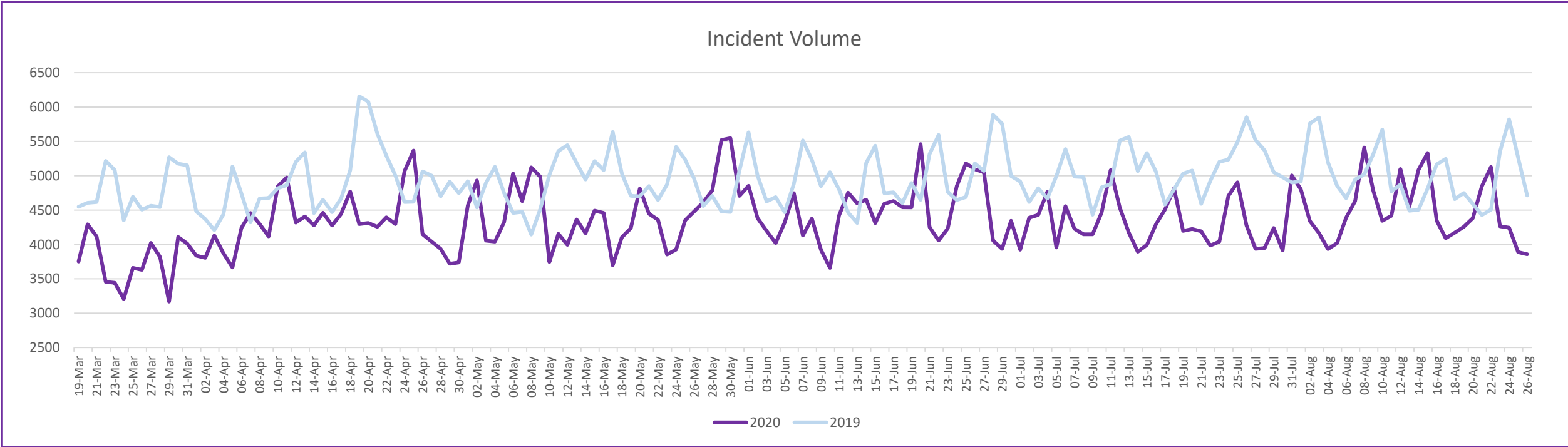
# Weekly Incident Demand (20<sup>th</sup> – 26<sup>th</sup> August 2020)



	20-Aug	21-Aug	22-Aug	23-Aug	24-Aug	25-Aug	26-Aug	Total
<b>2020</b>	4382	4848	5127	4264	4244	3888	3858	<b>30611</b>
<b>2019</b>	4590	4428	4507	5350	5821	5265	4712	<b>34673</b>



# Cumulative Incident Demand (19<sup>th</sup> March – 26<sup>th</sup> August 2020)



Total	Total																									March	19-Mar	20-Mar	21-Mar	22-Mar	23-Mar	24-Mar	25-Mar	26-Mar	27-Mar	28-Mar	29-Mar	30-Mar	31-Mar	
2020	<b>700820</b>																									2020	3752	4293	4117	3455	3443	3207	3659	3631	4023	3819	3169	4109	4014	
2019	<b>796668</b>																									2019	4549	4606	4618	5217	5082	4351	4695	4507	4564	4544	5270	5176	5152	
April	01-Apr	02-Apr	03-Apr	04-Apr	05-Apr	06-Apr	07-Apr	08-Apr	09-Apr	10-Apr	11-Apr	12-Apr	13-Apr	14-Apr	15-Apr	16-Apr	17-Apr	18-Apr	19-Apr	20-Apr	21-Apr	22-Apr	23-Apr	24-Apr	25-Apr	26-Apr	27-Apr	28-Apr	29-Apr	30-Apr										
2020	3837	3806	4130	3874	3666	4242	4458	4298	4117	4844	4974	4319	4408	4277	4462	4276	4444	4771	4296	4312	4258	4395	4296	5067	5366	4150	4042	3937	3719	3738										
2019	4482	4368	4209	4436	5134	4738	4321	4668	4676	4818	4863	5202	5340	4457	4651	4470	4668	5079	6157	6080	5611	5292	5004	4617	4622	5063	5002	4701	4915	4747										
May	01-May	02-May	03-May	04-May	05-May	06-May	07-May	08-May	09-May	10-May	11-May	12-May	13-May	14-May	15-May	16-May	17-May	18-May	19-May	20-May	21-May	22-May	23-May	24-May	25-May	26-May	27-May	28-May	29-May	30-May	31-May									
2020	4568	4932	4056	4042	4324	5033	4631	5122	4986	3746	4155	3995	4363	4164	4492	4458	3697	4104	4237	4814	4447	4360	3854	3927	4350	4481	4613	4787	5520	5547	4706									
2019	4921	4539	4896	5130	4749	4458	4474	4144	4516	5012	5361	5445	5189	4946	5213	5083	5637	5037	4707	4701	4851	4647	4873	5420	5236	4957	4559	4708	4482	4473	5074									
June	01-Jun	02-Jun	03-Jun	04-Jun	05-Jun	06-Jun	07-Jun	08-Jun	09-Jun	10-Jun	11-Jun	12-Jun	13-Jun	14-Jun	15-Jun	16-Jun	17-Jun	18-Jun	19-Jun	20-Jun	21-Jun	22-Jun	23-Jun	24-Jun	25-Jun	26-Jun	27-Jun	28-Jun	29-Jun	30-Jun										
2020	4854	4383	4197	4021	4321	4747	4130	4377	3922	3658	4421	4754	4599	4651	4311	4593	4632	4542	4540	5462	4252	4057	4232	4849	5182	5094	5051	4058	3936	4345										
2019	5632	5002	4626	4689	4469	4882	5515	5233	4847	5051	4801	4464	4312	5186	5438	4746	4759	4603	4895	4650	5317	5594	4766	4647	4690	5180	5071	5889	5759	4996										
July	01-Jul	02-Jul	03-Jul	04-Jul	05-Jul	06-Jul	07-Jul	08-Jul	09-Jul	10-Jul	11-Jul	12-Jul	13-Jul	14-Jul	15-Jul	16-Jul	17-Jul	18-Jul	19-Jul	20-Jul	21-Jul	22-Jul	23-Jul	24-Jul	25-Jul	26-Jul	27-Jul	28-Jul	29-Jul	30-Jul	31-Jul									
2020	3924	4388	4430	4765	3956	4557	4228	4148	4148	4464	5082	4537	4174	3895	3995	4292	4509	4815	4197	4225	4192	3985	4041	4706	4904	4276	3937	3948	4240	3915	5005									
2019	4918	4618	4819	4668	4995	5388	4988	4980	4432	4831	4877	5511	5565	5067	5332	5061	4581	4801	5032	5076	4591	4922	5203	5235	5489	5853	5519	5368	5052	4979	4902									
August	01-Aug	02-Aug	03-Aug	04-Aug	05-Aug	06-Aug	07-Aug	08-Aug	09-Aug	10-Aug	11-Aug	12-Aug	13-Aug	14-Aug	15-Aug	16-Aug	17-Aug	18-Aug	19-Aug	20-Aug	21-Aug	22-Aug	23-Aug	24-Aug	25-Aug	26-Aug														
2020	4804	4342	4167	3934	4019	4388	4630	5412	4783	4344	4417	5099	4554	5087	5331	4348	4091	4171	4258	4382	4848	5127	4264	4244	3888	3858														
2019	4917	5761	5847	5195	4855	4674	4946	5020	5314	5673	4774	4872	4490	4505	4812	5165	5245	4660	4748	4590	4428	4507	5350	5821	5265	4712														

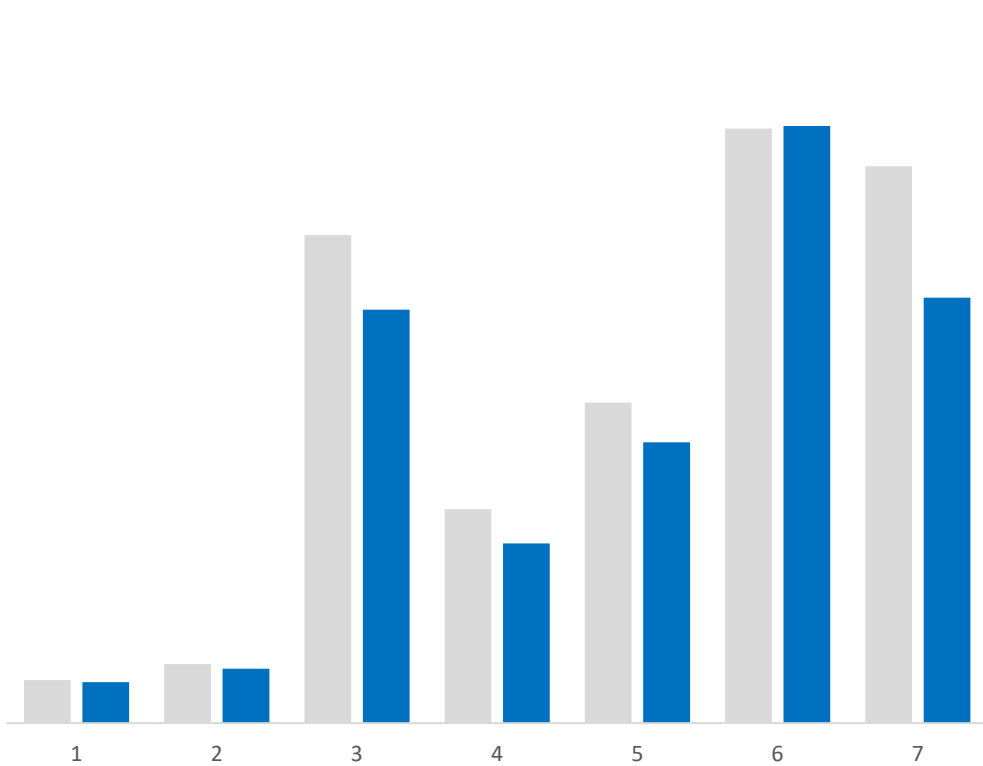
Note: No figures should be considered as Official Police Statistics. These may not yet have been verified or validated.

OFFICIAL

# Weekly Crime Demand (17<sup>th</sup> - 23<sup>rd</sup> August 2020)

### Weekly Crime by Group

■ 2019/20 ■ 2020/21

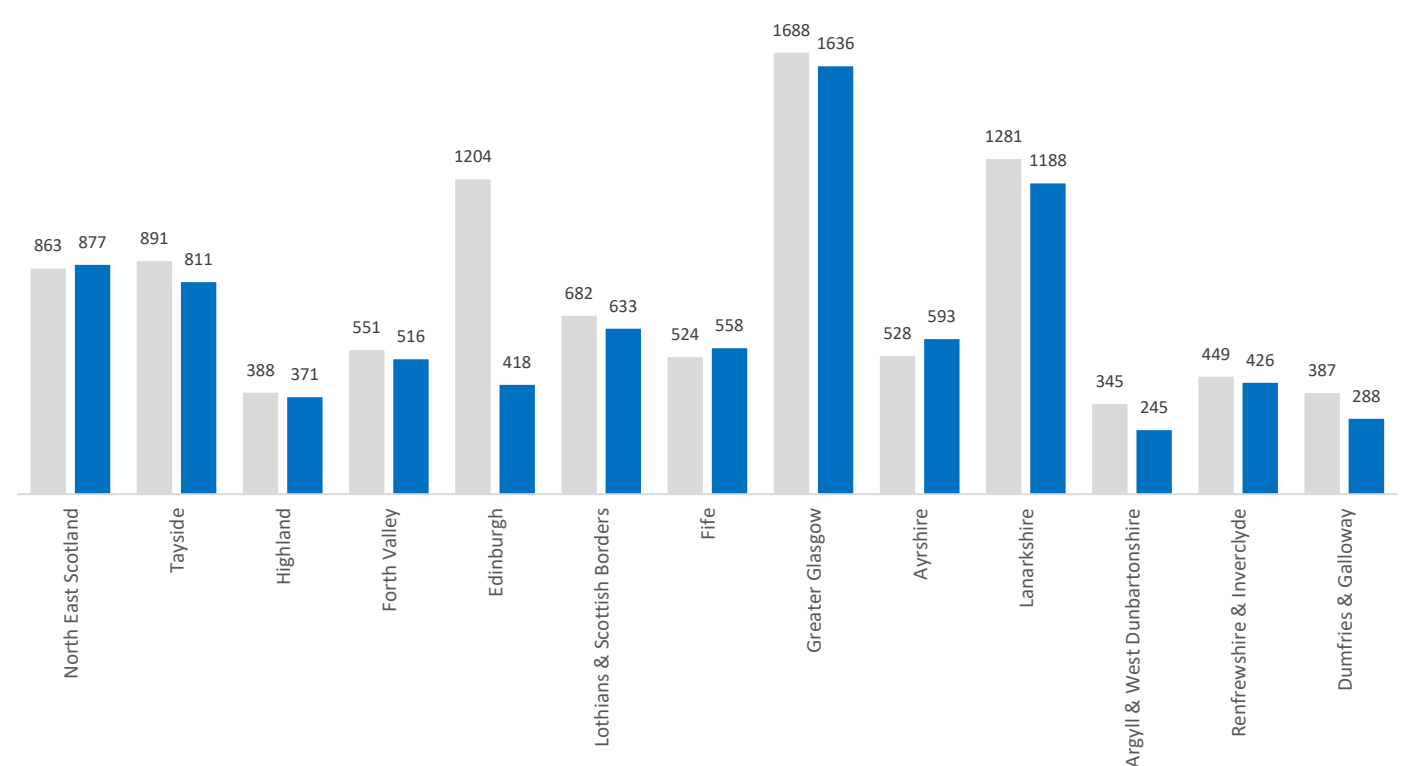


Crime Group	1	2	3	4	5	6	7	Total
2019/20	185	254	2097	919	1378	2555	2393	<b>9781</b>
2020/21	176	234	1777	772	1207	2566	1828	<b>8560</b>

More information regarding Crime Groups can be found [via this link](#)

### Weekly Crime by Division

■ 2019/20 ■ 2020/21

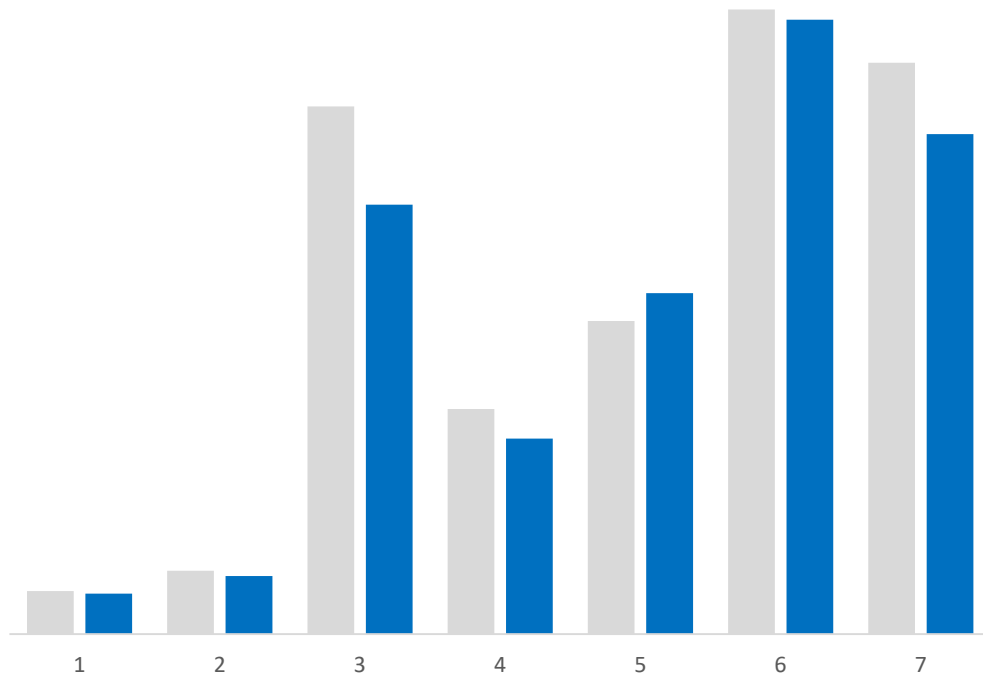


Most Crime Groups - with the exception of small increases in three groups - show a decrease in volume when the preceding weeks volume is compared to the same period in 2019. Most divisions this week have noted a decrease in crime volumes, however there are some exceptions, with no geographical pattern to note.

# Cumulative Crime Demand (9<sup>th</sup> March – 23<sup>rd</sup> August 2020)

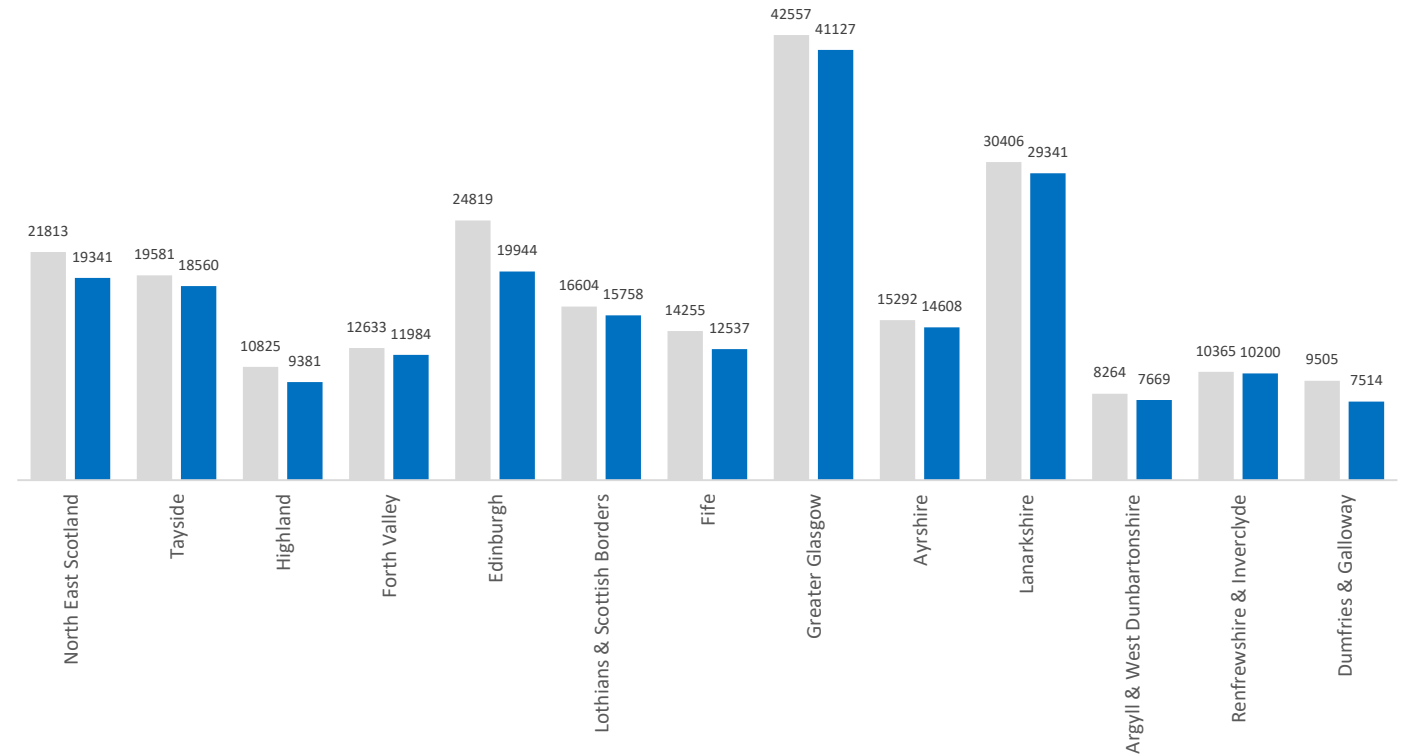
### Total Crime by Group

■ 2019/20 ■ 2020/21



### Total Crime by Division

■ 2019/20 ■ 2020/21



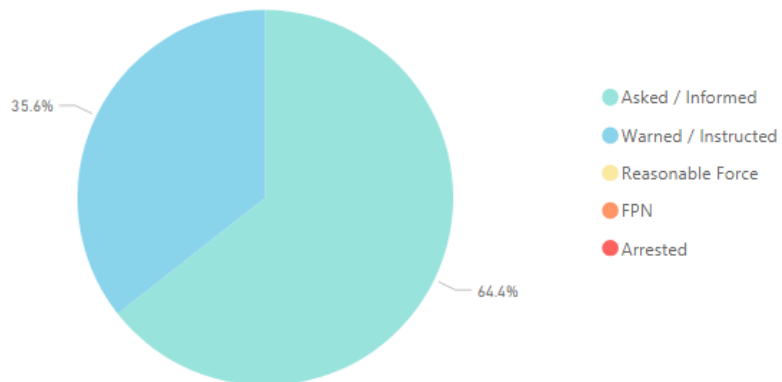
Crime Group	1	2	3	4	5	6	7	Total
2019/20	4311	6335	52792	22523	31321	62484	57153	<b>236919</b>
2020/21	4046	5804	42962	19554	34110	61459	50029	<b>217964</b>

All Crime Groups (with the exception of Group 5) show a decrease in volume when compared to the same period in 2019. All Divisions continue to show a cumulative decrease in volume when compared to the same time period in 2019.

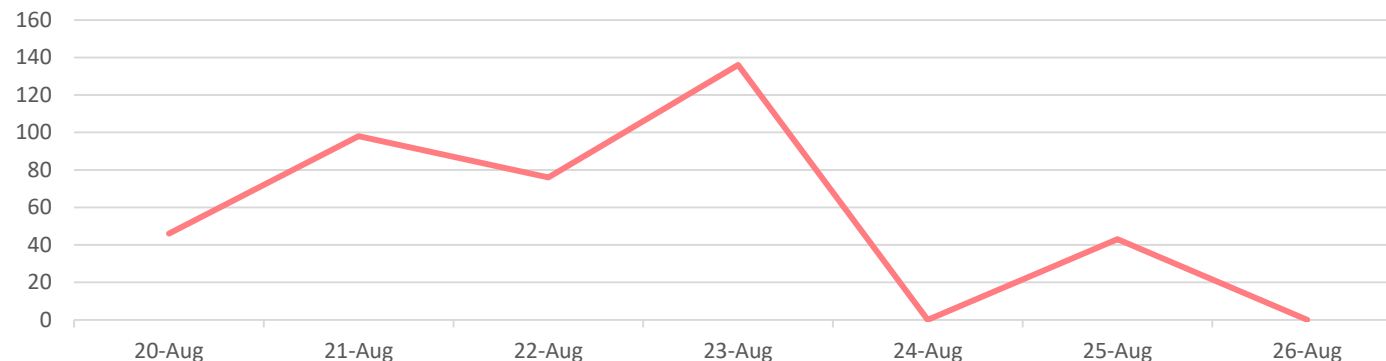
More information regarding Crime Groups can be found [via this link](#)

# Weekly Legislation Co-operation (20<sup>th</sup> - 26<sup>th</sup> August 2020)

### Weekly Cooperation Levels

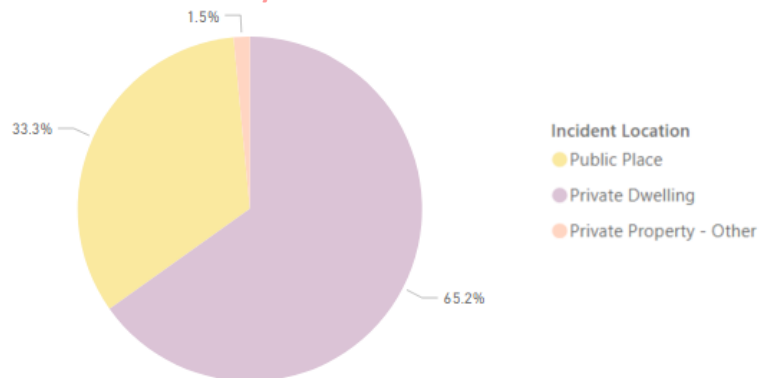


### Interaction Totals (Preceding Week)



An 'interaction' is any instance where a Police Officer has reason to engage with a person who is not conforming with Legislation. Only when all efforts to encourage co-operation fail will Police Officers resort to enforcement.

### Weekly Intervention Locations



### Interaction Times (Preceding Week)

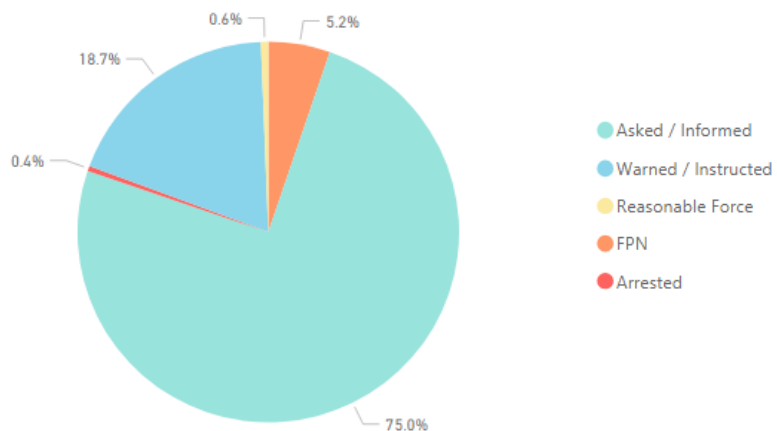


In response to the introduction of The Health Protection (Coronavirus) (Restrictions) (Scotland) Regulations 2020 and Coronavirus Act 2020, Police Scotland developed a 'Coronavirus Interventions' (CVI) recording system. This system allowed Police Scotland to begin gathering data in relation to the public co-operation levels with the new legislation. This system relies on Police Officers manually updating the system with the co-operation level when they encounter an individual in contravention of the new legislation.

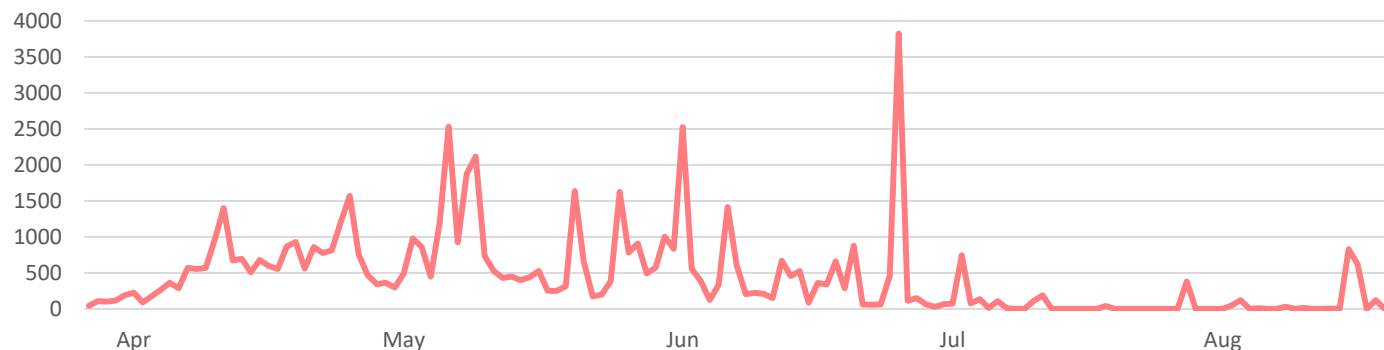
**Due to the manual input required to form this data set, the contents of this slide are indicative only. Actual figures will differ from those recorded on Crime Systems (please see slide 11), may be subject to change, and cannot be considered Official Police Statistics. They do provide an indication of the public co-operation levels across Scotland.**

# Coronavirus Legislation Co-operation (27<sup>th</sup> March – 26<sup>th</sup> August 2020)

### All Time Cooperation Levels

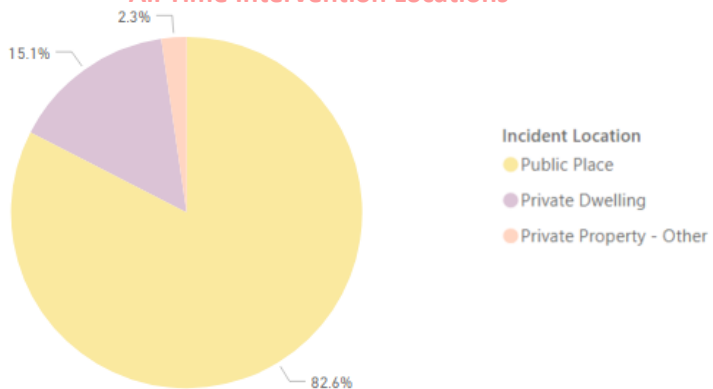


### Interaction Totals (All Time)

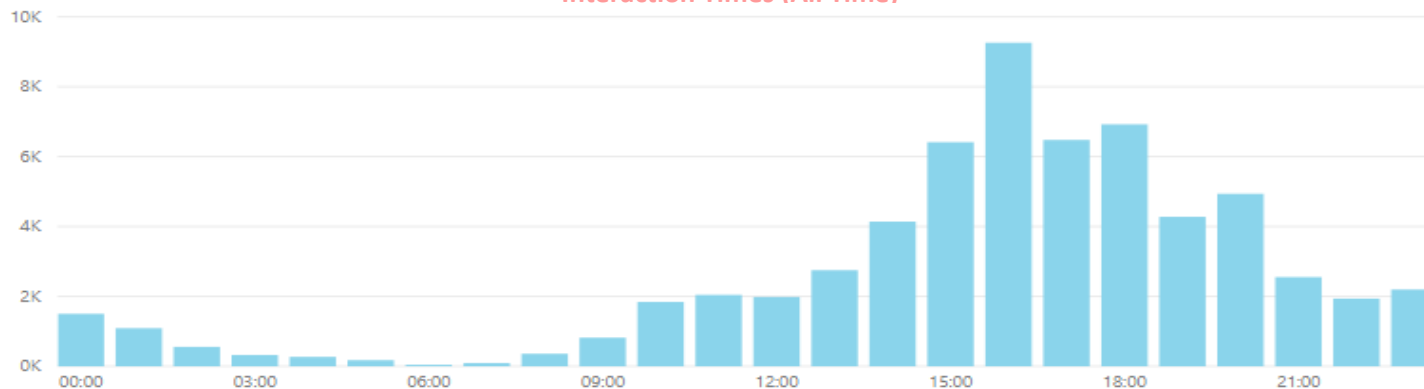


An 'interaction' is any instance where a Police Officer has reason to engage with a person who is not conforming with Legislation. Only when all efforts to encourage co-operation fail will Police Officers resort to enforcement.

### All Time Intervention Locations



### Interaction Times (All Time)



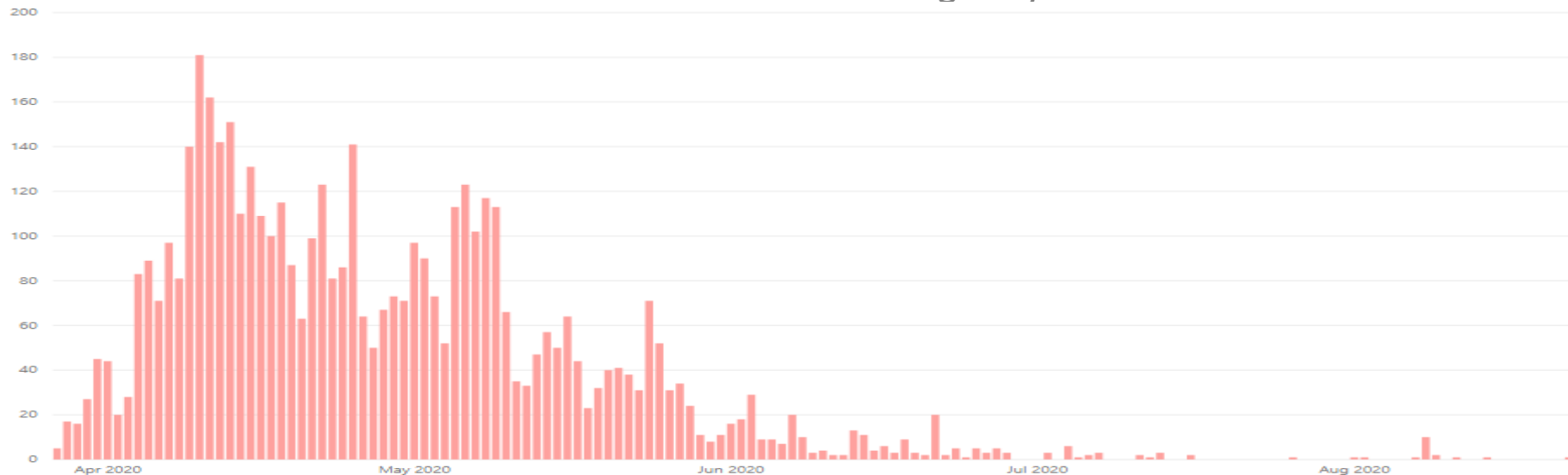
In response to the introduction of The Health Protection (Coronavirus) (Restrictions) (Scotland) Regulations 2020 and Coronavirus Act 2020, Police Scotland developed a 'Coronavirus Interventions' (CVI) recording system. This system allowed Police Scotland to begin gathering data in relation to the public co-operation levels with the new legislation. This system relies on Police Officers manually updating the system with the co-operation level when they encounter an individual in contravention of the new legislation.

**Due to the manual input required to form this data set, the contents of this slide are indicative only. Actual figures will differ from those recorded on Crime Systems (please see slide 11), may be subject to change, and cannot be considered Official Police Statistics. They do provide an indication of the public co-operation levels across Scotland.**

# 'Enforcement' of Coronavirus specific legislation

The following is a summary of all 'enforcement' action in relation to both The Health Protection (Coronavirus) (Restrictions) (Scotland) Regulations 2020 and Coronavirus Act 2020. This includes all Fixed Penalty Notices issued and processed by Police Scotland. It also includes all occasions that a charge was libelled and recorded on Police Scotland's Crime Recording System against a person in relation to the aforementioned legislation. This is a true value of the volume of recorded 'enforcement' activity, but does not provide the granularity of the Coronavirus Intervention (CVI) recording system and does not capture the earlier phases of the '4 E's' approach. These values remain subject to change as offences are retrospectively added or amended and do not match the indicative 'enforcement' values from the CVI recording system.

## Volume of Covid-19 Charges by Date

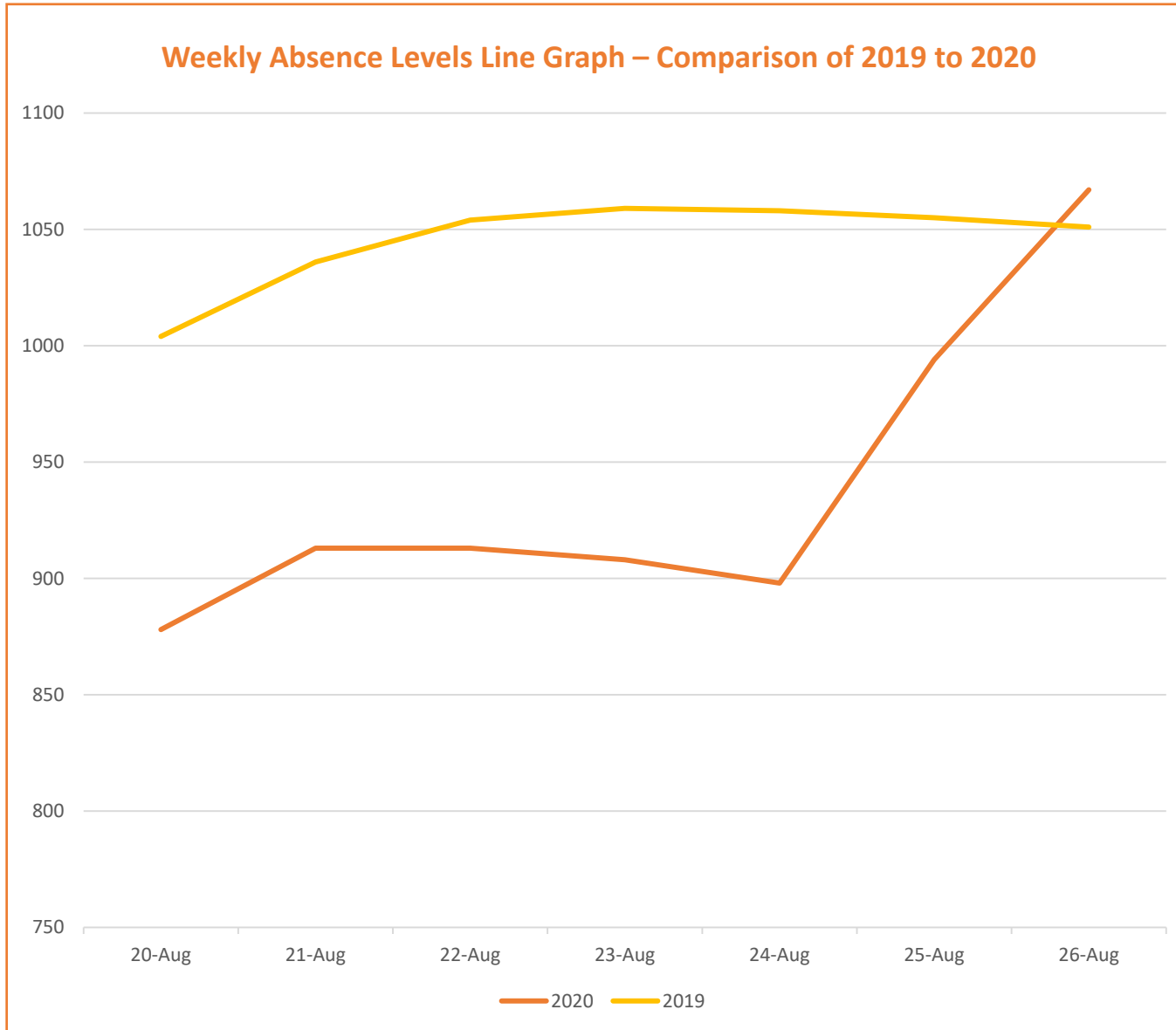


Total	Total																									March	27-Mar	28-Mar	29-Mar	30-Mar	31-Mar
2020	<b>4959</b>																									2020	5	17	16	27	45
April	01-Apr	02-Apr	03-Apr	04-Apr	05-Apr	06-Apr	07-Apr	08-Apr	09-Apr	10-Apr	11-Apr	12-Apr	13-Apr	14-Apr	15-Apr	16-Apr	17-Apr	18-Apr	19-Apr	20-Apr	21-Apr	22-Apr	23-Apr	24-Apr	25-Apr	26-Apr	27-Apr	28-Apr	29-Apr	30-Apr	
2020	44	20	28	83	89	71	97	81	140	181	162	142	151	110	131	109	100	115	87	63	99	123	81	86	141	64	50	67	73	71	
May	01-May	02-May	03-May	04-May	05-May	06-May	07-May	08-May	09-May	10-May	11-May	12-May	13-May	14-May	15-May	16-May	17-May	18-May	19-May	20-May	21-May	22-May	23-May	24-May	25-May	26-May	27-May	28-May	29-May	30-May	31-May
2020	97	90	73	52	113	123	102	117	113	66	35	33	47	57	50	64	44	23	32	40	41	38	31	71	52	31	34	24	11	8	11
June	01-Jun	02-Jun	03-Jun	04-Jun	05-Jun	06-Jun	07-Jun	08-Jun	09-Jun	10-Jun	11-Jun	12-Jun	13-Jun	14-Jun	15-Jun	16-Jun	17-Jun	18-Jun	19-Jun	20-Jun	21-Jun	22-Jun	23-Jun	24-Jun	25-Jun	26-Jun	27-Jun	28-Jun	29-Jun	30-Jun	
2020	16	18	29	9	9	7	20	10	3	4	2	2	13	11	4	6	3	9	3	2	20	2	5	1	5	3	5	3	0	0	
July	01-Jul	02-Jul	03-Jul	04-Jul	05-Jul	06-Jul	07-Jul	08-Jul	09-Jul	10-Jul	11-Jul	12-Jul	13-Jul	14-Jul	15-Jul	16-Jul	17-Jul	18-Jul	19-Jul	20-Jul	21-Jul	22-Jul	23-Jul	24-Jul	25-Jul	26-Jul	27-Jul	28-Jul	29-Jul	30-Jul	31-Jul
2020	0	3	0	6	1	2	3	0	0	0	2	1	3	0	0	2	0	0	0	0	0	0	0	0	0	0	1	0	0	0	0
August	01-Aug	02-Aug	03-Aug	04-Aug	05-Aug	06-Aug	07-Aug	08-Aug	09-Aug	10-Aug	11-Aug	12-Aug	13-Aug	14-Aug	15-Aug	16-Aug	17-Aug	18-Aug	19-Aug	20-Aug	21-Aug	22-Aug	23-Aug	24-Aug	25-Aug	26-Aug					
2020	1	1	0	0	0	0	1	10	2	0	1	0	0	1	0	0	0	0	0	0	0	1	1	0	0	0					

No figures should be considered as Official Police Statistics. These may not yet have been verified or validated.



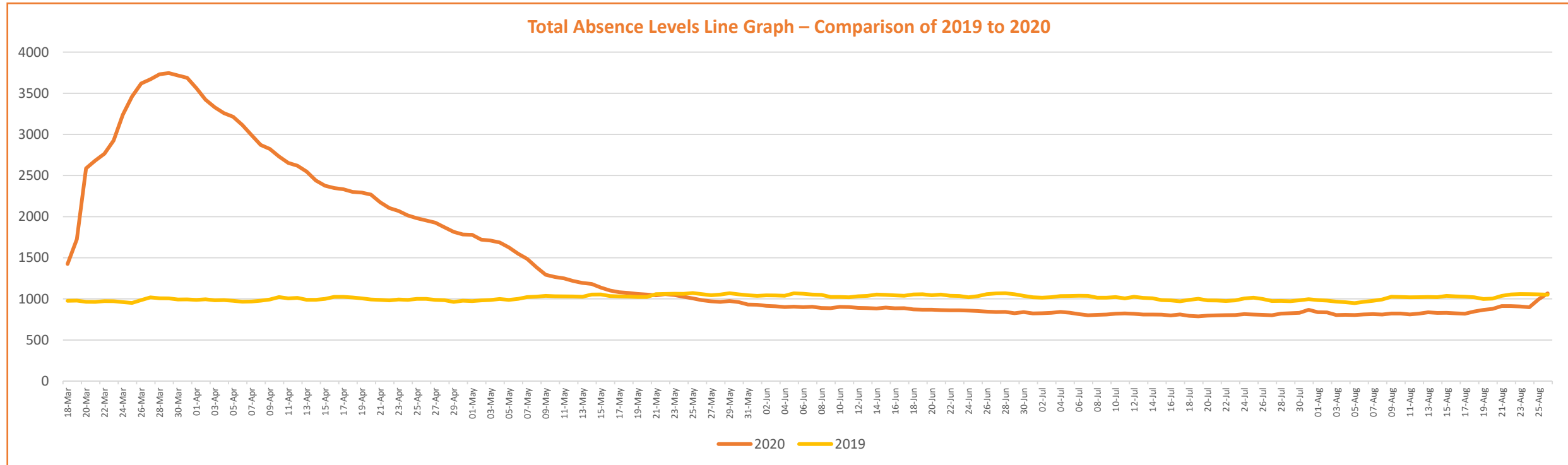
# Weekly Absence (20<sup>th</sup> – 26<sup>th</sup> August 2020)



Police Scotland Current Absences			
19 <sup>th</sup> August 2020	No.	Change from same day previous week	Change from same day previous week (%)
COVID-19	213	+143	+204%
<b>Total Absences</b>	<b>1067</b>	<b>+201</b>	<b>+23%</b>

Date	20-Aug	21-Aug	22-Aug	23-Aug	24-Aug	25-Aug	26-Aug
<b>2020</b>	878	913	913	908	898	994	1067
<b>2019</b>	1004	1036	1054	1059	1058	1055	1051

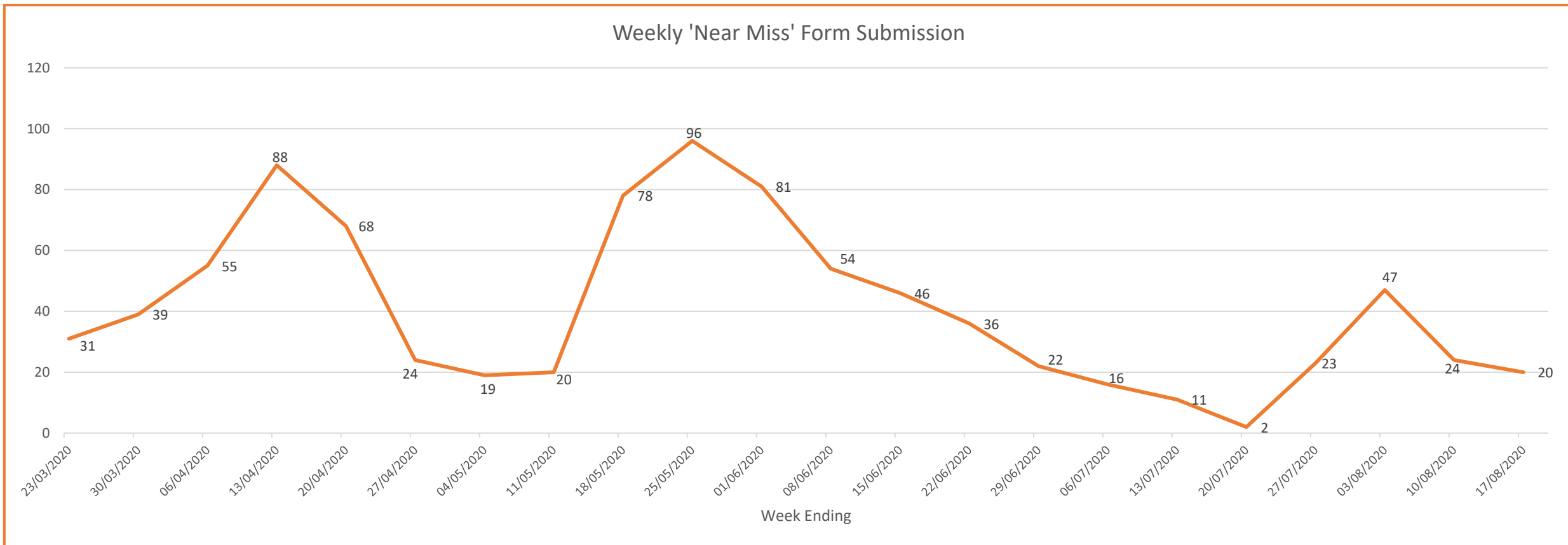
# Total Absence (18<sup>th</sup> March – 26<sup>th</sup> August 2020)



		March	18-Mar	19-Mar	20-Mar	21-Mar	22-Mar	23-Mar	24-Mar	25-Mar	26-Mar	27-Mar	28-Mar	29-Mar	30-Mar	31-Mar																
<b>2020</b>		1424	1725	2587	2681	2765	2926	3238	3460	3619	3669	3731	3745	3716	3688																	
<b>2019</b>		977	979	964	963	973	971	961	951	985	1018	1007	1006	1006	993	994																
<b>April</b>		01-Apr	02-Apr	03-Apr	04-Apr	05-Apr	06-Apr	07-Apr	08-Apr	09-Apr	10-Apr	11-Apr	12-Apr	13-Apr	14-Apr	15-Apr	16-Apr	17-Apr	18-Apr	19-Apr	20-Apr	21-Apr	22-Apr	23-Apr	24-Apr	25-Apr	26-Apr	27-Apr	28-Apr	29-Apr	30-Apr	31-Apr
<b>2020</b>		3562	3421	3330	3258	3214	3114	2992	2871	2823	2730	2653	2619	2548	2440	2376	2347	2333	2301	2292	2268	2175	2105	2069	2015	1981	1954	1926	1870	1815	1783	
<b>2019</b>		987	995	983	985	976	965	968	978	993	1022	1006	1012	989	989	1000	1024	1024	1017	1006	993	988	981	992	988	1000	1000	988	984	963	978	
<b>May</b>		01-May	02-May	03-May	04-May	05-May	06-May	07-May	08-May	09-May	10-May	11-May	12-May	13-May	14-May	15-May	16-May	17-May	18-May	19-May	20-May	21-May	22-May	23-May	24-May	25-May	26-May	27-May	28-May	29-May	30-May	31-May
<b>2020</b>		1779	1720	1709	1686	1626	1550	1486	1385	1293	1266	1249	1217	1194	1182	1137	1102	1081	1072	1060	1053	1043	1058	1046	1026	1006	984	970	963	974	960	931
<b>2019</b>		973	981	986	999	987	1000	1022	1027	1037	1032	1030	1029	1025	1052	1054	1034	1031	1028	1023	1023	1058	1060	1062	1061	1071	1058	1044	1053	1069	1055	1044
<b>June</b>		01-Jun	02-Jun	03-Jun	04-Jun	05-Jun	06-Jun	07-Jun	08-Jun	09-Jun	10-Jun	11-Jun	12-Jun	13-Jun	14-Jun	15-Jun	16-Jun	17-Jun	18-Jun	19-Jun	20-Jun	21-Jun	22-Jun	23-Jun	24-Jun	25-Jun	26-Jun	27-Jun	28-Jun	29-Jun	30-Jun	
<b>2020</b>		929	915	910	900	905	899	904	889	887	903	900	891	888	883	894	886	887	872	868	869	864	861	861	857	853	845	840	841	825	839	
<b>2019</b>		1037	1043	1041	1038	1067	1062	1052	1049	1023	1023	1020	1032	1036	1052	1049	1043	1038	1054	1056	1044	1053	1038	1035	1019	1033	1057	1066	1069	1056	1036	
<b>July</b>		01-Jul	02-Jul	03-Jul	04-Jul	05-Jul	06-Jul	07-Jul	08-Jul	09-Jul	10-Jul	11-Jul	12-Jul	13-Jul	14-Jul	15-Jul	16-Jul	17-Jul	18-Jul	19-Jul	20-Jul	21-Jul	22-Jul	23-Jul	24-Jul	25-Jul	26-Jul	27-Jul	28-Jul	29-Jul	30-Jul	31-Jul
<b>2020</b>		823	826	831	842	832	815	801	806	810	819	823	818	810	809	808	798	811	794	787	796	800	802	804	814	809	806	801	821	826	831	867
<b>2019</b>		1019	1015	1021	1034	1035	1038	1036	1015	1015	1022	1006	1025	1012	1007	985	981	970	987	1001	981	980	974	981	1005	1015	999	974	975	972	983	996
<b>August</b>		01-Aug	02-Aug	03-Aug	04-Aug	05-Aug	06-Aug	07-Aug	08-Aug	09-Aug	10-Aug	11-Aug	12-Aug	13-Aug	14-Aug	15-Aug	16-Aug	17-Aug	18-Aug	19-Aug	20-Aug	21-Aug	22-Aug	23-Aug	24-Aug	25-Aug	26-Aug					
<b>2020</b>		838	835	804	806	804	811	814	810	822	822	811	821	836	829	830	824	819	846	866	878	913	913	908	898	994	1067					
<b>2019</b>		985	979	967	959	948	964	976	993	1025	1023	1019	1021	1023	1021	1037	1031	1027	1020	999	1004	1036	1054	1059	1058	1055	1051					

No figures should be considered as Official Police Statistics. These may not yet have been verified or validated.

# Near Miss and Testing Data (w/e 23<sup>rd</sup> March – 17<sup>th</sup> August 2020)



‘Near miss’ forms in the context of the pandemic situation may be submitted for a variety of reasons. i.e. when officers are potentially exposed to: COVID-19 whilst not wearing PPE, where PPE malfunctions, or in any other instance an officer feels a risk to themselves in a specific occurrence relating to COVID-19.

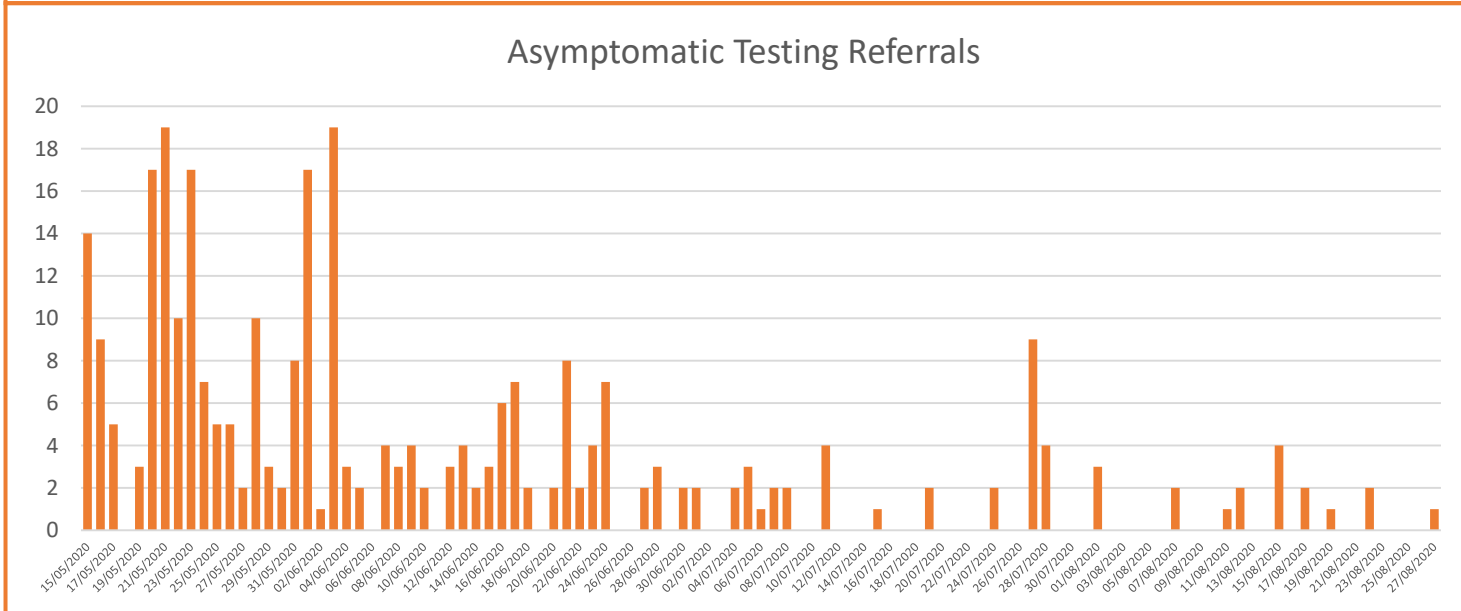
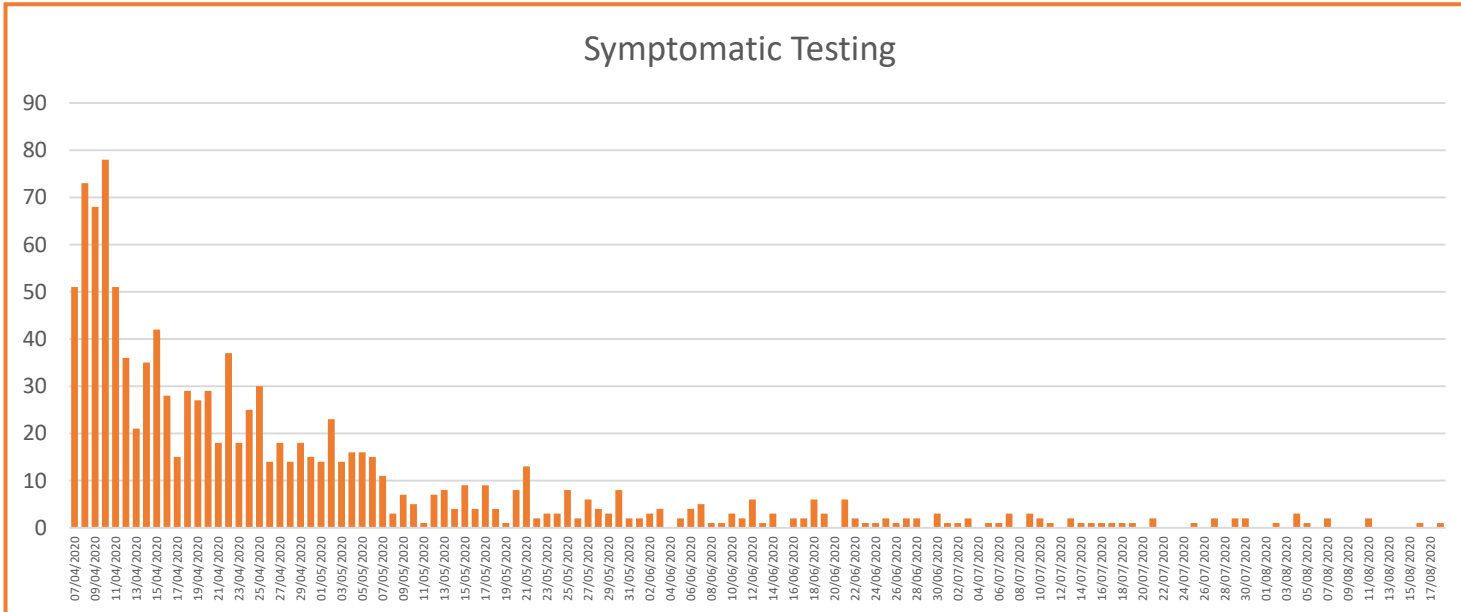
This can occur due to the reactive nature of policing, as well as being influenced by training levels and supply of PPE.

The amount of forms submitted continues to be attributable to the process for requesting an asymptomatic COVID-19 screening test due to an occupational risk, requiring the submission of a ‘near miss’ form. Many of the reports would not have been submitted without this requirement. The number of incidents where a lack of PPE is identified has not risen.

**\*Near Miss Data is only available up to 17<sup>th</sup> August 2020. Updated figures should be available for publication in next weeks bulletin.**

No figures should be considered as Official Police Statistics. These may not yet have been verified or validated.

# Testing Data (7<sup>th</sup> April – 27<sup>th</sup> August 2020)



Police Scotland Testing Data			
Total Referrals	Tested Positive	Tested Negative	Inconclusive
<b>Symptomatic Testing</b>			
1272	164	1026	22
<b>Asymptomatic Testing</b>			
321	0	301	2
<b>Contact Tracing</b>			
28	0	16	0
<b>Other: Locally Arranged Tests</b>			
427	40	384	2

Locally arranged tests may refer to Divisional arrangements, self arranged tests or those arranged by the NHS.

\*Work has been undertaken resulting in some duplication of results being corrected which has resulted in a drop, particularly with regards to self referral reporting data, of positive and some negative cases.

\*Please note that individuals who are 'traced' are not always deemed suitable for testing and suitability is determined by the NHS. These tests are not arranged by Police Scotland. For those who have been tested within Phase 3, we have recorded the result accordingly.

\*Please note Testing Data is now being reported weekly. The last Testing data report was received on 24<sup>th</sup> August 2020 and includes tests arranged up to and including 27<sup>th</sup> August 2020.

# Custody Volume

The below line graph displays the total custody volume over time. The number of custodies fell on the approach to 'lockdown', reaching their lowest level on 29<sup>th</sup> March. Since that date Custodies have steadily increased and now show a consistent pattern.

