



| | | | |
|------------------------------|---|----------------------|-------------------|
| Report To: | SPA Board Members | | |
| Meeting Date: | | Agenda Item: | |
| Report Title: | Operation Talla Weekly Update | | |
| Sponsored by: | | Presented by: | DCC Graham |
| Appendix Attached: | APPENDIX A – Weekly COVID-19 Bulletin | | |
| Report Classification | | | |
| Police Scotland: | For Noting | | |
| SPA: | For Noting | | |
| EXECUTIVE SUMMARY | | | |
| 1. | Purpose | | |
| 1.1 | <p>This paper provides the Scottish Police Authority (SPA) with a weekly update on policing changes seen during Operation TALLA, Police Scotland’s COVID-19 response.</p> <p>This report contains the preceding week’s information and data on changing demands within the service centre, incident attendance and crime. It will also consider our COVID-19 response including our use of the emergency legislation and how we are assisting our officers and staff welfare throughout these challenging times.</p> <p>This update will have a reporting period of Thursday to Wednesday. For the purpose of this report, the week of Thursday 17 June to Wednesday 23 June 2021 is considered.</p> | | |
| 2. | Decision Requested | | |
| 2.1 | N/A | | |
| 3. | Recommendation | | |
| 3.1 | N/A | | |
| 4. | Alignment to Police Scotland Strategic Outcomes | | |
| 4.1 | <p>This report aligns to both Police Scotland’s Strategic Outcomes and the Operation TALLA Strategic Objectives as set out by DCC Malcolm Graham.</p> <p>This report discusses the flexible and adaptable response to the challenges posed by COVID-19 by Police Scotland (SO1, SO2 and SO5). It further highlights the activities undertaken by Police Scotland to protect our people (SO4). The levels of intervention activity discussed in the report serve to protect our communities from COVID-19 (SO1, SO2). The frequent, transparent publication of papers, such as this, and those published on the Police Scotland website provide engagement with communities, to maintain trust and confidence (SO3).</p> | | |

| | |
|----|-------------|
| 5. | Main Report |
|----|-------------|

5.1 CURRENT LANDSCAPE

Scotland continues to operate under the level or tiered system approach.

This easing of restrictions has been brought forward as data shows continued progress on vaccination against Coronavirus (COVID-19) and suppression of the virus. The First Minister; however, continued to urge caution as the latest easing was confirmed. She emphasised that people should take care to plan ahead with journeys, following the FACTS advice when out and about, in order to protect against resurgence of the virus.

On 17 June 2021 **3,571,726** people had received their first dose of the vaccine and **2,516,066** had received their second.

On 23 June 2021, **3,681,620** people had received their first dose of the vaccine and **2,617,450** had received their second. That is an increase of **109,894** and **101,384** respectively.

Travel is allowed both within Scotland and between Scotland and England, Wales, Northern Ireland, the Channel Islands, and the Isle of Man.

Non-essential travel from Scotland to Manchester, Salford, Bolton, Blackburn and Darwin is currently prohibited due to increasing COVID numbers.

In Levels 0, 1 and 2 you must not travel to an area in Level 3 or 4 except for a permitted reason.

In Levels 3 and 4 you must not leave your area except for a permitted reason. Currently no local authorities in Scotland are within Levels 3 or 4.

International travel to Green list countries but no travelling to Amber or Red list countries for leisure. Caution is urged if travelling.

It has been recommended that holidays are taken in the UK rather than internationally.

Coronavirus is still having an impact on absence levels across the organisation; which has risen slightly over the last week but absence continues to be internally managed by each local policing division. Absence levels and trends remain closely monitored in order to mitigate risk and address any emerging resourcing demands in early course. Police Scotland's Outbreak Management Team (OMT) remains in place, providing an internal 'track and trace' function and advice to police officers and staff, as well as engaging with divisions to assist in limiting any spread of coronavirus throughout the organisation. Learning opportunities from previous outbreaks are being identified and collated by the team and these will be communicated across all divisions and departments.

Police Scotland's approach remains unchanged and continues to promote 'Engage, Explain and Encourage' methods prior to 'Enforcement' action being taken against apparent breaches of legislation. It remains the position that officers may move more quickly through the 4E process if they perceive that persons are engaging in a blatant, conscious and inexcusable breach of regulations, involving repeat locations or individuals and whether an absence of enforcement would damage public confidence in policing.

5.2 SERVICE CENTRE DEMAND

This week, the volume of 101 calls answered this week is **5%** higher than last week's figure and the volume of 999 calls is **2%** lower than last week. The number of 101 calls is lower than the same period in 2020 (**-26%**) and 2019 (**-34%**). The number of 999 calls is higher than the same period in 2020 (**17%**) and 2019 (**20%**).

5.3 INCIDENT DEMAND

Total incident volume this week is comparable to last week's figure. Total incident volume has decreased by **7%** from a comparable week in 2020, and decreased by **15%** from 2019.

In comparison to the same week in 2020, Public Nuisance incidents have decreased by **45%**, and have increased by **9%** when compared to the same week in 2019.

In comparison to the same week in 2020 Noise incidents have decreased by **28%**, although have increased by **9%** when compared to the same week in 2019.

In comparison to the same week in 2020, Disturbance incidents decreased by **3%**, and have also decreased by **4%** when compared to the same week in 2019.

In comparison to last week, public nuisance incidents have decreased by **1%**, whilst both noise and disturbance incidents have increased by **9%** and **1%** respectively.

5.4 CRIME

Overall crime in the last week is at a lower level than a comparable period last year; and also remains lower than a comparable week pre-lockdown. Most divisions, with the exception of North East Scotland, Lothians & Scottish Borders and Fife, have noted a decrease in crime volumes this week when compared to the same period 2020/21. All divisions, except Fife have seen a decrease in volume when compared to the same period 2019/20.

The collective volume of recorded crimes for all crime groups, with the exception of crime group 5, show an increase in volume when compared to the same period last year. Crime groups 3, 4 and 6 show a decrease in volume compared to 2019/20 whilst crime groups 1, 2, 5 and 7 show an increase.

5.5 COVID-19 INTERVENTION ACTIVITY

As stated above, Police Scotland's approach to the use of COVID-19 legislation remains to firstly engage with people, explain the provisions and encourage them to comply with the necessary restrictions, with enforcement action being taken where there are found to be flagrant and blatant breaches of legislation.

Incidents requiring COVID-19 interventions by officers has decreased from **18** last week to **10** this week (**-44%**). The total number of persons involved in these interventions has decreased

OFFICIAL

from **834** last week to **239** this week. **133 (56%)** of the **239** interventions this week took place in a private dwelling. This is less than the previous week's **23%**. Figures for this week are accurate as at 23 June 2021.

Since quarantine regulations came into force on travellers entering Scotland from out with the UK on the 15 June 2020, up to and including 23 June 2021, Police Scotland have received **5932** referrals from Public Health Scotland (PHS) relating to potential breaches of quarantine. **1071** of these were dealt with by the resolution team and **1020** have been dealt with by local policing. **3841** referrals were weeded prior to an incident being raised. In respect of resolved referrals, **80%** of the foreign travellers were found to be complying with quarantine restrictions. In the majority of the remaining referrals, the travellers have been untraced due to a variety of reasons such as inaccurate data provided to PHS or the expiration of the quarantine period prior to persons being traced.

There have been **23** occasions where enforcement has been used in relation to breaches of quarantine regulations generated from Home Office or Public Health Scotland referrals and one report to the Crown Office and Procurator Fiscal Service (COPFS).

5.6 ABSENCE

General employee absence levels have increased from last week. Divisions and departments are currently coping locally with outbreaks and contact/tracing requirements; however, this is being monitored carefully. Absences related specifically to COVID-19 have increased, with **516** people absent, as of 23 June 2021, which has increased from last week's figure of **347**.

5.7 OUTBREAK MANAGEMENT TEAM

Police Scotland's Outbreak Management Team (OMT) respond to and investigate positive cases amongst officers and staff and work in conjunction with the national NHS Test & Protect network to arrive at proportionate, balanced decisions on the identification of individuals at risk after close contact with a positive case and any requirement for self-isolation. This, following consideration of all operational circumstances, the use of PPE and other safety measures, has enabled the safe retention of officers and staff in the workplace and the self-isolation of those agreed to be at heightened risk. The team's work will continue to capture information and the circumstances in respect of specific outbreaks in order that procedures can be reviewed and additional safety measures cascaded and implemented as required.

From inception until 23 June 2021, the OMT has reviewed **1036** cases and, from these, **1598** individuals have tested positive for COVID-19. The work of the OMT has led them to trace **1644** individuals who have required to isolate, whilst the NHS has traced **248** individuals. On average, each case has led to **3.5** absences. The work of the OMT has also led to the identification of **152** individuals who had initially been required to self-isolate and were able to return to work.

5.8 COVID-19 NEAR MISSES

'Near miss' forms in the context of the pandemic situation may be submitted for a variety of reasons e.g. when officers are potentially exposed to COVID-19 whilst not wearing PPE, where PPE malfunctions, or in any other instance an officer feels a risk to themselves in a specific occurrence relating to COVID-19. This can occur due to the reactive nature of policing, as well as being influenced by training levels and supply of PPE.

The most current 'near miss' figures available for the dates 15 June until 21 June 2021 confirm that **12** forms were submitted. This has decreased from the **16** forms last week.

5.9 GATHERINGS IN PRIVATE DWELLINGS

Scottish Government commissioned data suggests that spread in and between households drives much of the transmission of COVID-19. This analysis has guided the decision to introduce national measures to prevent persons visiting other households in higher risk areas.

Police Scotland have undertaken an assessment of the demand posed by dwelling house gatherings. It should be noted that the methodology of counting of house gatherings is designed to quantify the number of times officers have had to enter a private dwelling or private garden to investigate suspected breach of legislation or guidance, due to the increased risks of COVID transmission associated with these environments; therefore, if officers do not physically attend, or indeed gain entry to the dwelling or garden, this will not be included as a house gathering as there is no evidence there has been one and no increased risk to officers. Information gathered is indicative and should not be considered official police statistics.

Indicative figures from the week of 17 June until 23 June 2021 suggests that Police Scotland attended **43** occurrences of house gatherings throughout the force area, an increase of **16** from last week. Enforcement levels for FPNs were **27** which has increased from last week's **12**. Arrests have remained at **0** this week.

5.10 TRAVEL REGULATIONS

Travel is allowed both within Scotland and between Scotland and England, Wales, Northern Ireland, the Channel Islands, and the Isle of Man with the exception of any areas of Scotland in Level 3 or Level 4. With no local authorities currently in Level 3 or 4 there were no FPNs issued in respect of travel regulations over the past week.

5.11 SUBMISSION

This report is submitted to the SPA for information and consideration.

Appendix A – COVID-19 Weekly Bulletin contains the information which will be released publicly by Police Scotland. This information will continue to be released weekly and will synchronise with the weekly SPA reporting for consistent single data timelines.

COVID-19 WEEKLY BULLETIN

17th June – 23rd June 2021

SERVING A
CHANGING SCOTLAND



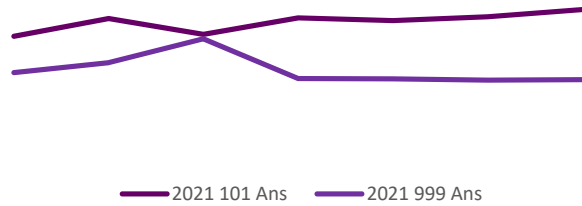
SCOTTISH POLICE
AUTHORITY

No figures should be considered as Official Police Statistics. These may not yet have been verified or validated.

OFFICIAL

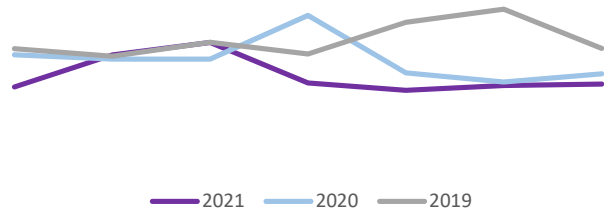
Service Centre Demand

The volume of 101 calls answered decreased on 19th June before increasing towards the end of the week. The volume of 999 calls answered increased on the 19th before reducing and remaining steady for the remainder of the week.



Incident Demand

Incident volume throughout the last week was at 7% lower when compared to the same time last year and 15% lower when compared to the same period in 2019.



Gatherings in Private Dwellings

From 28/08/2020 – 23/06/2021

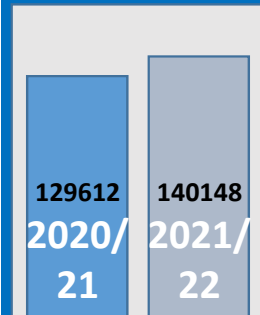
14235 Attended reports of House Party

8328 House Parties Dispersed

Crime

Crime Volume (11 March – Present compared to Previous Year)

Crime has continued to trend at levels higher than the seasonal average, and total crime volume year to date is higher (8%) than last year.



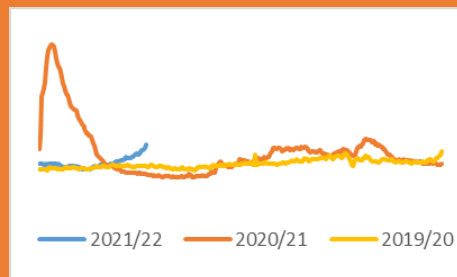
Crime Group Breakdown Change from previous year

| Group | Group 1 | Group 2 | Group 3 | Group 4 | Group 5 |
|-------|---------|---------|---------|---------|---------|
| | 17% | 30% | 1% | 11% | -2% |

23333 Offences under COVID Legislation

Recorded COVID Charges are pulled from Police Scotland CRIME systems rather than CVI. Enforcement activity includes Fixed Penalty Notices and offences recorded on Police Scotland's Crime Recording System

Absence

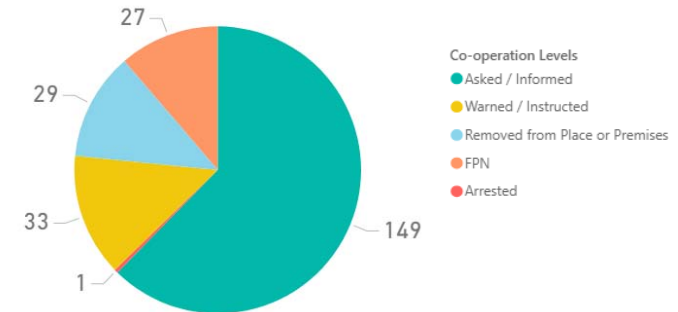


Absences have increased throughout the week and trend above 2020 & 2019 levels when compared to the same period. Absences remain significantly below the peak in April 2020.

Coronavirus Legislation

Co-operation with new Coronavirus Legislation

The below chart is indicative of the co-operation levels experienced by police over the last 7 days. The majority of interactions between police and the public continue to be resolved without enforcement.



Quarantine Referrals to 23rd June

| | |
|--|-----------|
| Public Health Scotland Travel Regs. Referrals | 5932 |
| Investigated by Resolution Team | 1071 |
| Investigated by Local Policing | 1020 |
| Investigations Ongoing | 0 |
| Weeded prior to investigation | 3841 |
| Quarantine offences resulting in FPN or SPR | 23 |

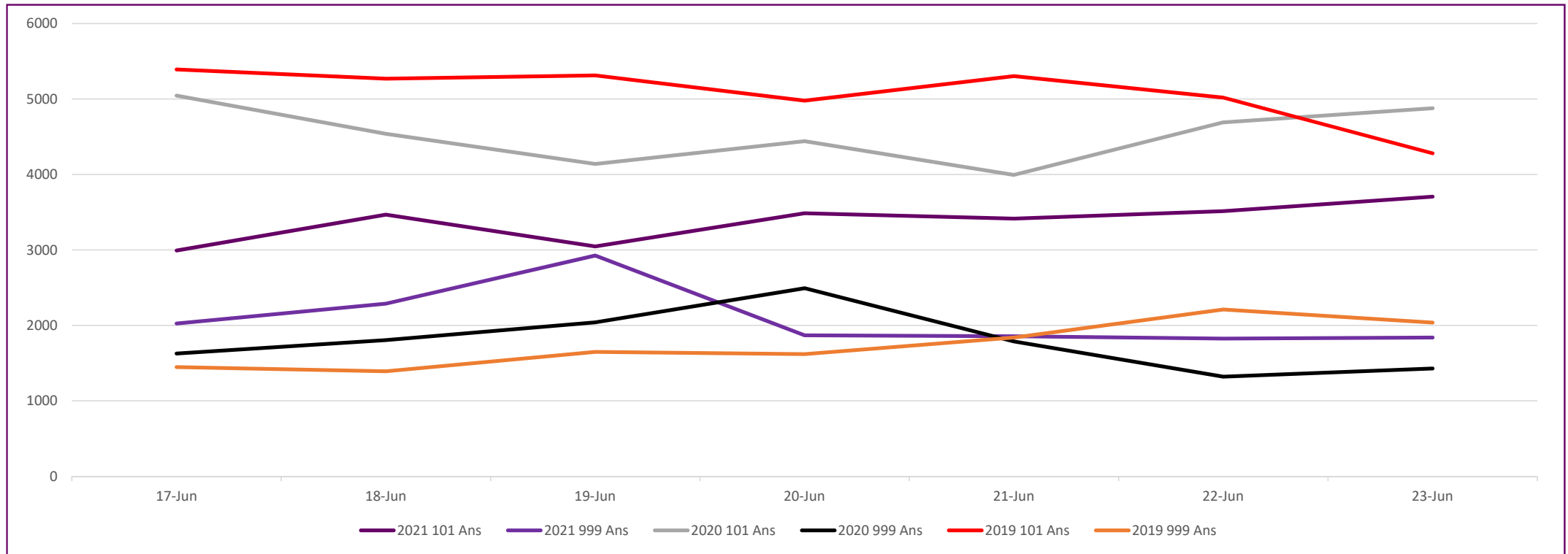
Note: The referral figures are a count of reports submitted to Police Scotland. These will therefore vary from counts of the number of individuals. FPNs may be derived from PHS, Home Office Referrals or from operational incidents.

No figures should be considered as Official Police Statistics. These may not yet have been verified or validated.

OFFICIAL



Weekly Service Centre Demand (17th – 23rd June 2021)



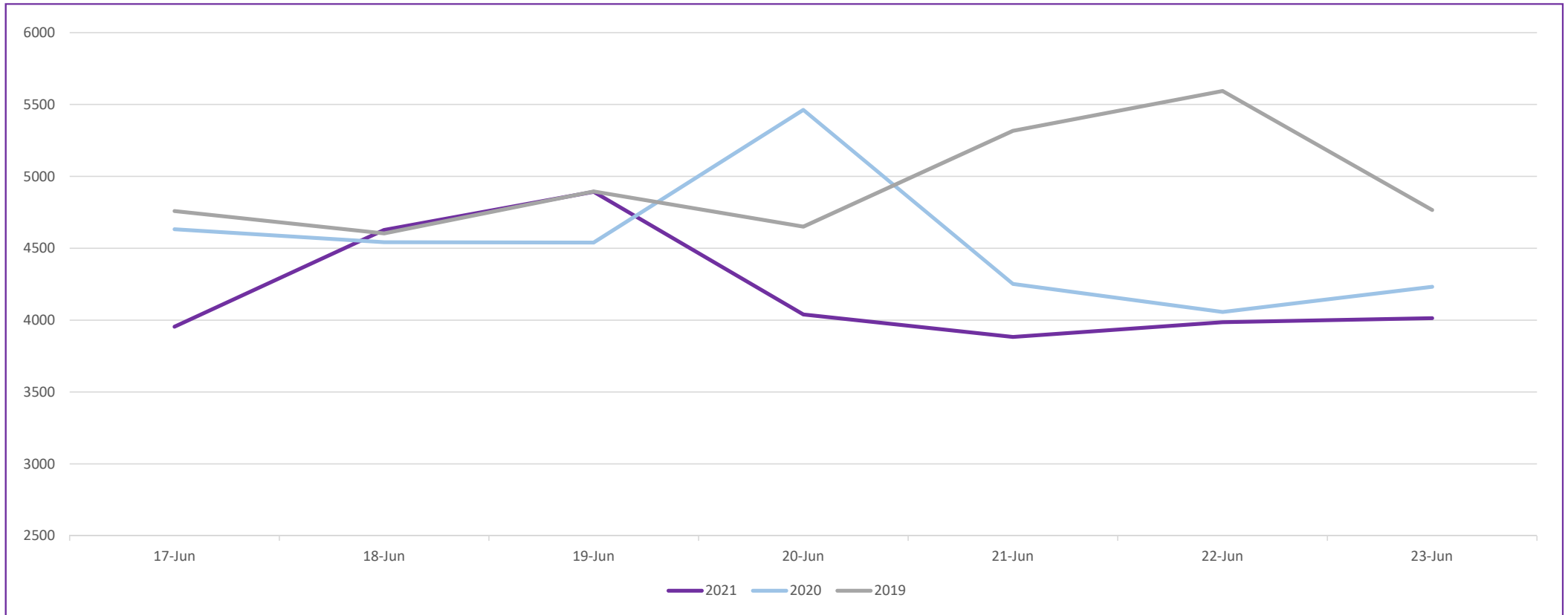
| | 17-Jun | 18-Jun | 19-Jun | 20-Jun | 21-Jun | 22-Jun | 23-Jun | Total |
|--------------|--------|--------|--------|--------|--------|--------|--------|--------------|
| 2021 101 Ans | 2993 | 3468 | 3047 | 3486 | 3415 | 3514 | 3706 | 23629 |
| 2021 999 Ans | 2025 | 2288 | 2926 | 1869 | 1857 | 1826 | 1839 | 14630 |
| 2020 101 Ans | 5045 | 4538 | 4139 | 4441 | 3994 | 4691 | 4877 | 31725 |
| 2020 999 Ans | 1628 | 1805 | 2041 | 2493 | 1786 | 1321 | 1429 | 12503 |
| 2019 101 Ans | 5391 | 5270 | 5313 | 4978 | 5303 | 5019 | 4280 | 35554 |
| 2019 999 Ans | 1448 | 1392 | 1649 | 1620 | 1840 | 2211 | 2038 | 12198 |

No figures should be considered as Official Police Statistics. These may not yet have been verified or validated.

OFFICIAL



Weekly Incident Demand (17th – 23rd June 2021)



| | 17-Jun | 18-Jun | 19-Jun | 20-Jun | 21-Jun | 22-Jun | 23-Jun | Total |
|------|--------|--------|--------|--------|--------|--------|--------|--------------|
| 2021 | 3954 | 4627 | 4893 | 4039 | 3883 | 3986 | 4014 | 29396 |
| 2020 | 4632 | 4542 | 4540 | 5462 | 4252 | 4057 | 4232 | 31717 |
| 2019 | 4759 | 4603 | 4895 | 4650 | 5317 | 5594 | 4766 | 34584 |

No figures should be considered as Official Police Statistics. These may not yet have been verified or validated.

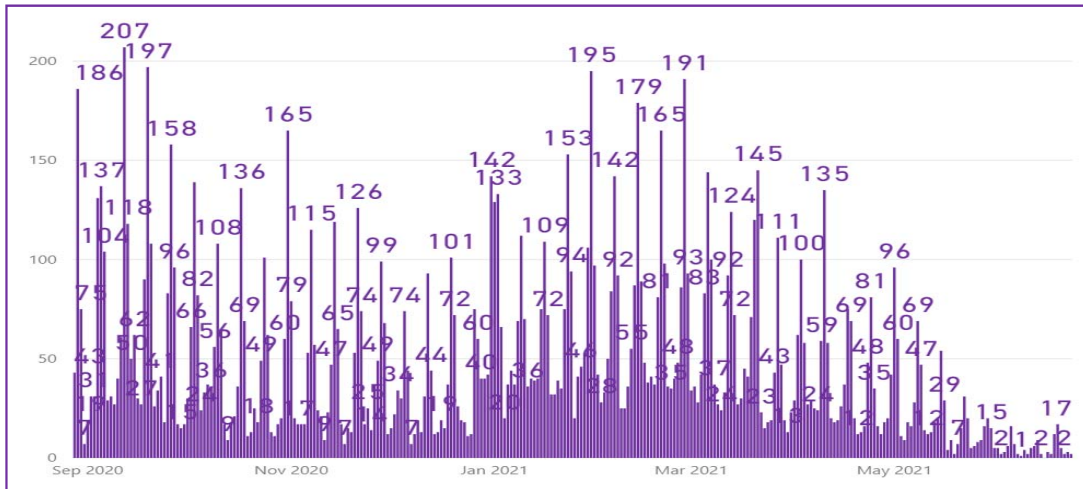
OFFICIAL



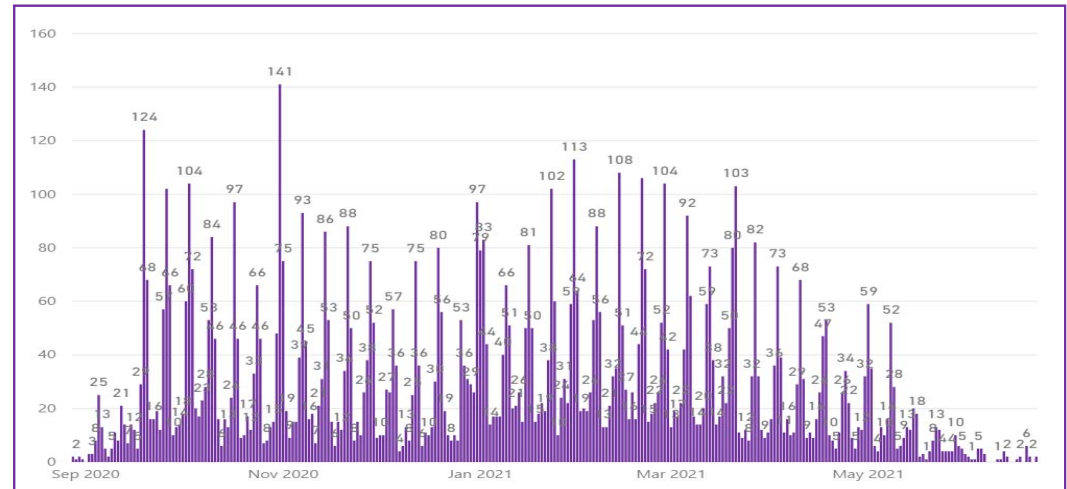
Incident Demand – House Gatherings (28th August 2020 – 23rd June 2021)

From Friday 28th August 2020, additional monitoring of ‘house gathering’ incidents has taken place. This will be reported weekly going forward.

Attended ‘House Gathering’ Incidents



Attended ‘House Gathering’ Breaching Restrictions



| Totals | 28 Aug – 23 June | 17 June – 23 June |
|--|------------------|-------------------|
| No. of House Gatherings Attended | 14235 | 43 |
| No. of House Gatherings Breaching Restrictions | 8328 | 12 |
| No. of FPNs issued | 11398 | 27 |
| No. of Arrests | 526 | 0 |

The figures contained within this slide originate from storm incident reviews and free-text local policing returns to provide the most comprehensive view of house gatherings possible.

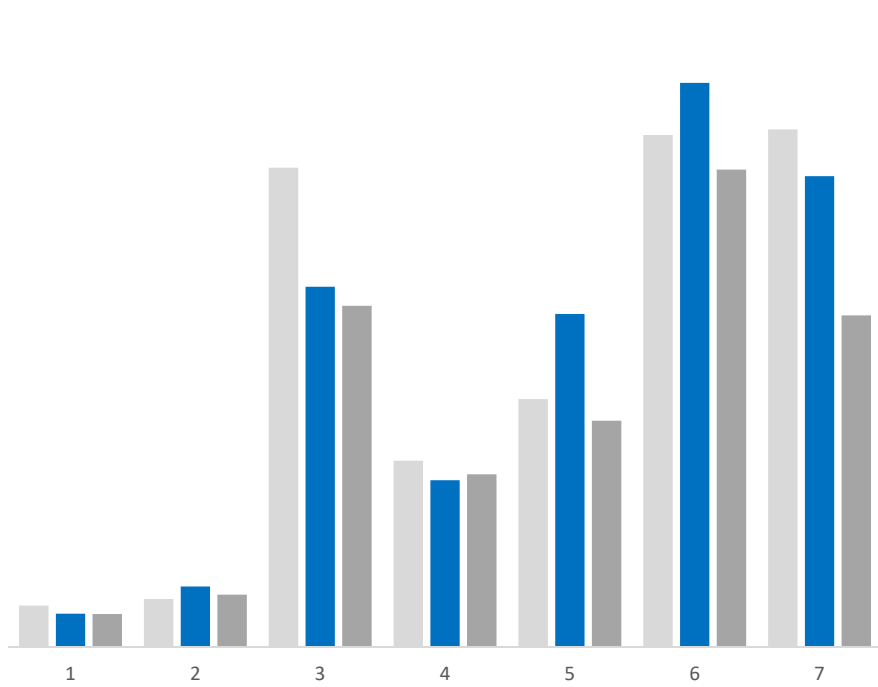
Note: No figures should be considered as Official Police Statistics. These may not yet have been verified or validated.



Weekly Crime Demand (14th - 20th June 2021)

Weekly Crime by Group

■ 2019/20 ■ 2020/21 ■ 2021/22

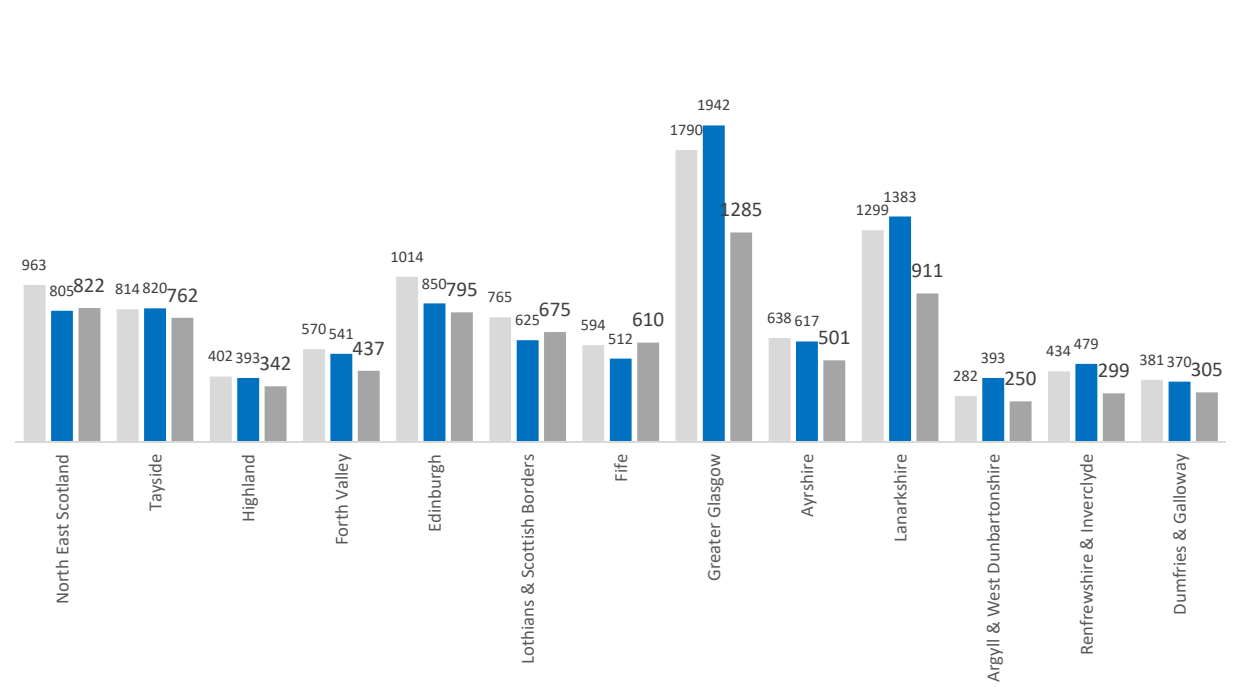


| Crime Group | 1 | 2 | 3 | 4 | 5 | 6 | 7 | Total |
|-------------|-----|-----|------|-----|------|------|------|-------------|
| 2019/20 | 201 | 233 | 2347 | 911 | 1213 | 2507 | 2534 | 9946 |
| 2020/21 | 161 | 294 | 1763 | 815 | 1630 | 2762 | 2305 | 9730 |
| 2021/22 | 159 | 254 | 1670 | 844 | 1107 | 2337 | 1623 | 7994 |

More information regarding Crime Groups can be found [via this link](#)

Weekly Crime by Division

■ 2019/20 ■ 2020/21 ■ 2021/22



Most Crime Groups (excluding 4) show a decrease in volume when compared against the same period last year. Most Crime Groups (excluding 2) show a decrease in volume when compared to the same period 2019/20.

Most divisions (with the exception of North East Scotland, Lothians & Scottish Borders and Fife) have noted a decrease in crime volumes this week when compared to the same period last year. All divisions (with the exception of Fife) have seen a decrease in volume when compared to the same period 2019/20.

No figures should be considered as Official Police Statistics. These may not yet have been verified or validated.

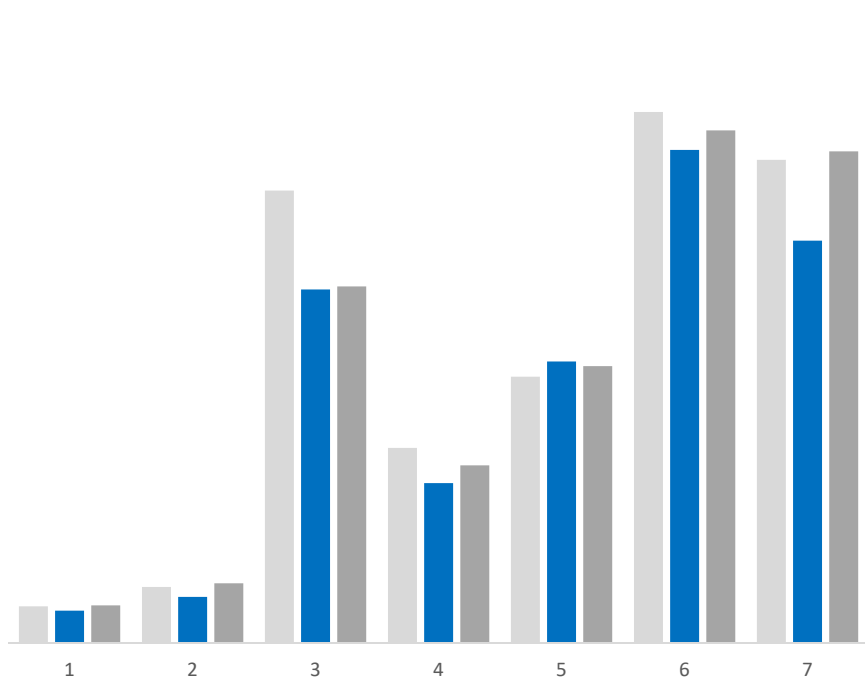
OFFICIAL



Cumulative Crime Demand (11th March 2019 – 20th June 2021)

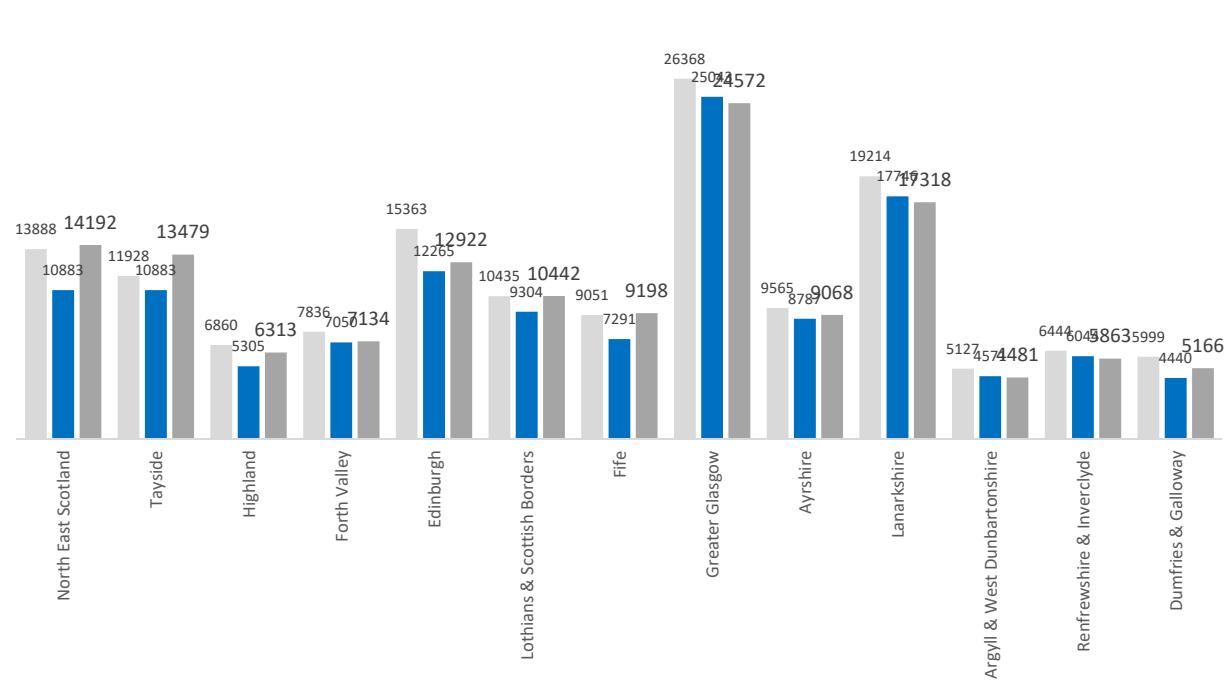
Total Crime by Group

2019/20 2020/21 2021/22



Total Crime by Division

2019/20 2020/21 2021/22



| Crime Group | 1 | 2 | 3 | 4 | 5 | 6 | 7 | Total |
|-------------|------|------|-------|-------|-------|-------|-------|---------------|
| 2019/20 | 2679 | 4091 | 33160 | 14293 | 19511 | 38925 | 35419 | 148078 |
| 2020/21 | 2354 | 3367 | 25908 | 11717 | 20630 | 36143 | 29493 | 129612 |
| 2021/22 | 2744 | 4366 | 26131 | 13009 | 20284 | 37575 | 36039 | 140148 |

More information regarding Crime Groups can be found [via this link](#)

All crime groups (with the exception of 5) show an increase in volume when compared to the same period last year. Crime groups 3, 4 and 6 show a decrease in volume compared to 2019/20 whilst crime groups 1, 2, 5 and 7 show an increase.

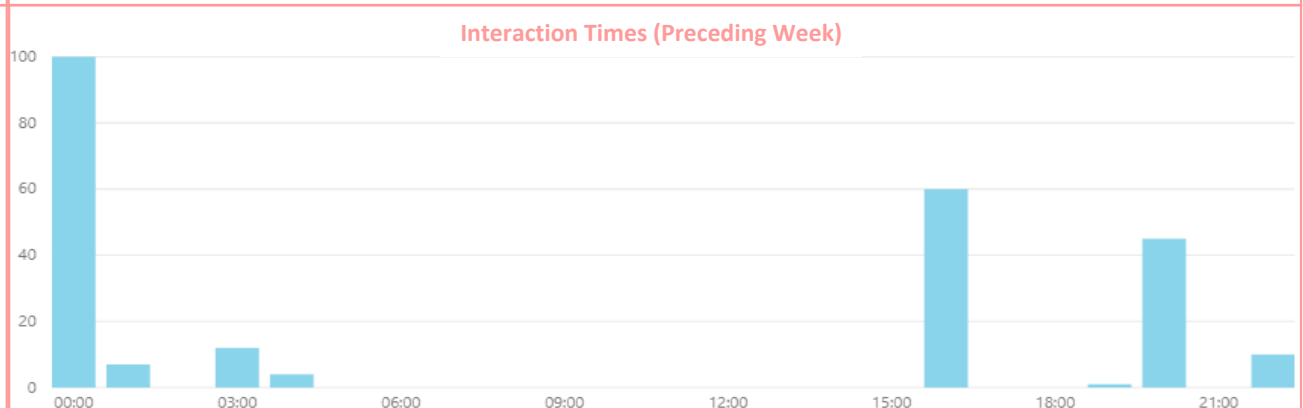
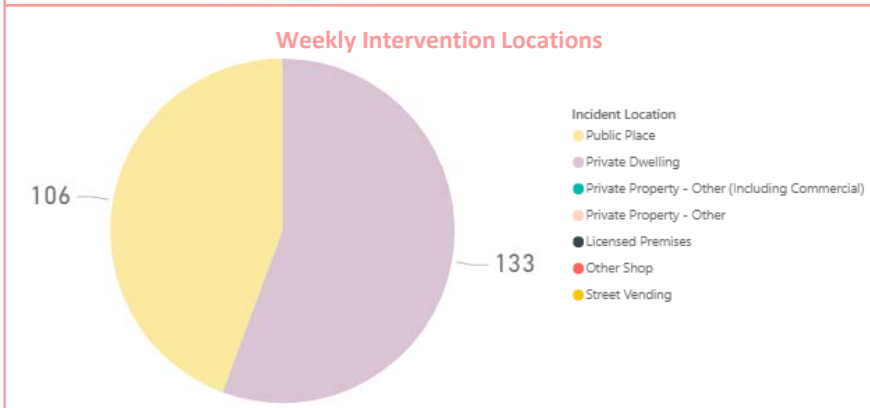
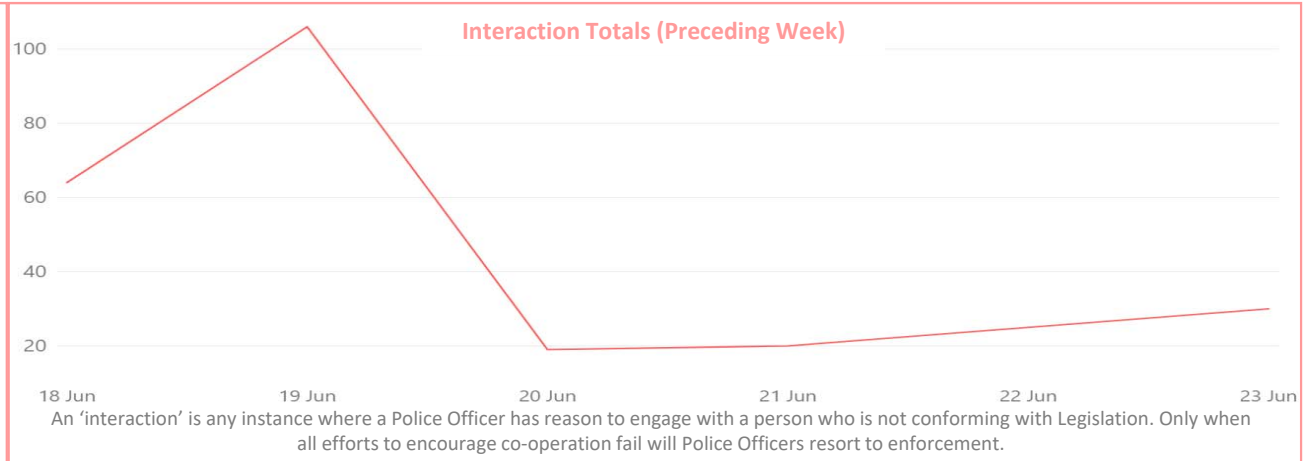
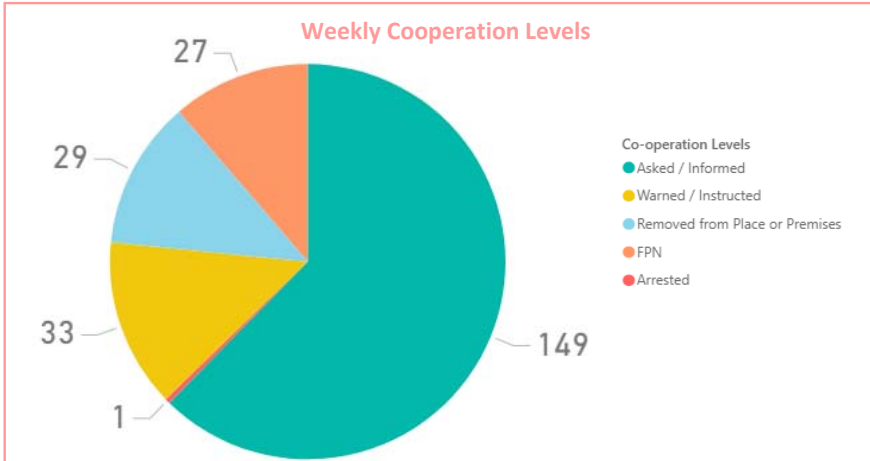
Most divisions (with the exception of Greater Glasgow, Lanarkshire, Argyll & West Dunbartonshire and Renfrewshire & Inverclyde) have noted a cumulative increase in crime volumes when compared to the same period last year. Most divisions (with the exception of North East Scotland, Tayside, Lothians & Scottish Borders and Fife) have seen a cumulative decrease in volume when compared to the same period 2019/20.

No figures should be considered as Official Police Statistics. These may not yet have been verified or validated.

OFFICIAL



Weekly Legislation Co-operation (17th – 23rd June 2021)



In response to the introduction of The Health Protection (Coronavirus) (Restrictions) (Scotland) Regulations 2020 and Coronavirus Act 2020, Police Scotland developed a 'Coronavirus Interventions' (CVI) recording system. This system allowed Police Scotland to begin gathering data in relation to the public co-operation levels with the new legislation. This system relies on Police Officers manually updating the system with the co-operation level when they encounter an individual in contravention of the new legislation. This slide includes all offence types – Face-Coverings, Quarantine, Travel Restrictions and Gatherings.

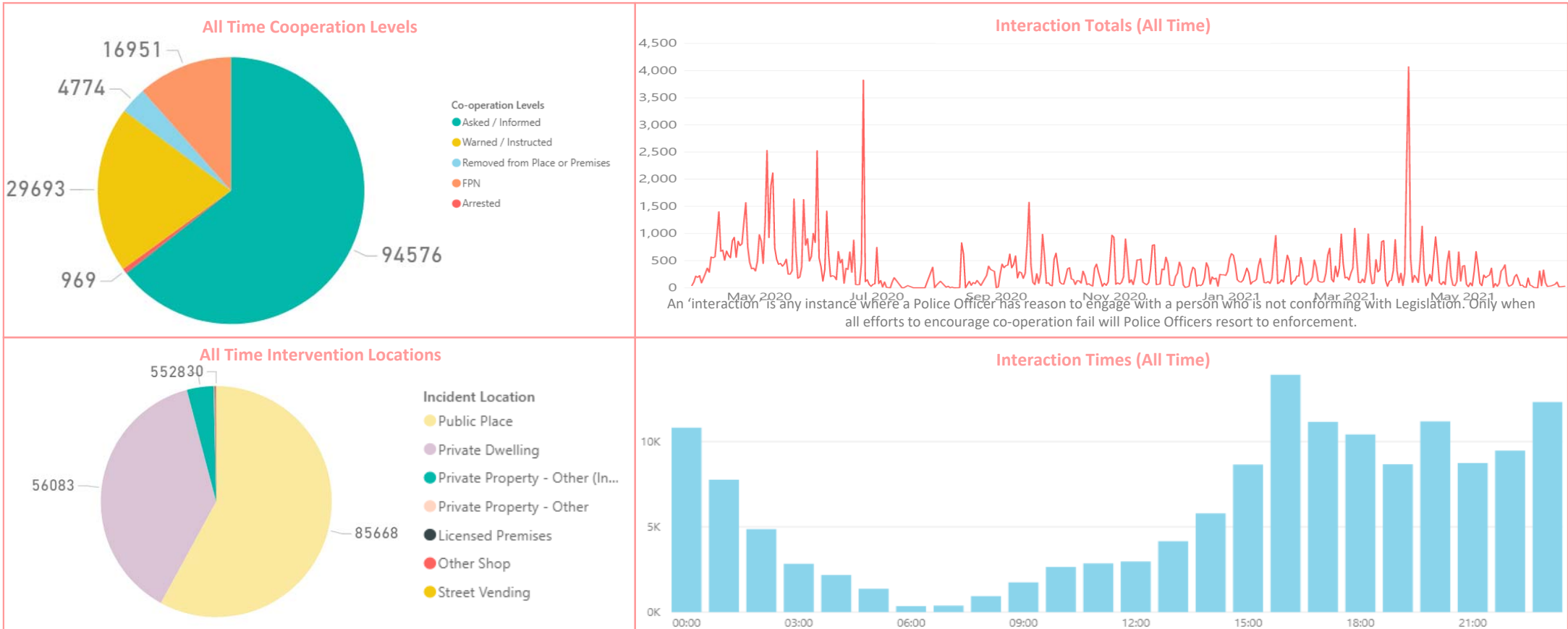
Due to the manual input required to form this data set, the contents of this slide are indicative only. Actual figures will differ from those recorded on Crime Systems (please see slide 11), may be subject to change, and cannot be considered Official Police Statistics. They do provide an indication of the public co-operation levels across Scotland.

No figures should be considered as Official Police Statistics. These may not yet have been verified or validated.

OFFICIAL



Coronavirus Legislation Co-operation (27th March 2020 – 23rd June 2021)



In response to the introduction of The Health Protection (Coronavirus) (Restrictions) (Scotland) Regulations 2020 and Coronavirus Act 2020, Police Scotland developed a 'Coronavirus Interventions' (CVI) recording system. This system allowed Police Scotland to begin gathering data in relation to the public co-operation levels with the new legislation. This system relies on Police Officers manually updating the system with the co-operation level when they encounter an individual in contravention of the new legislation. This slide includes all offence types – Face-Coverings, Quarantine, Travel Restrictions and Gatherings.

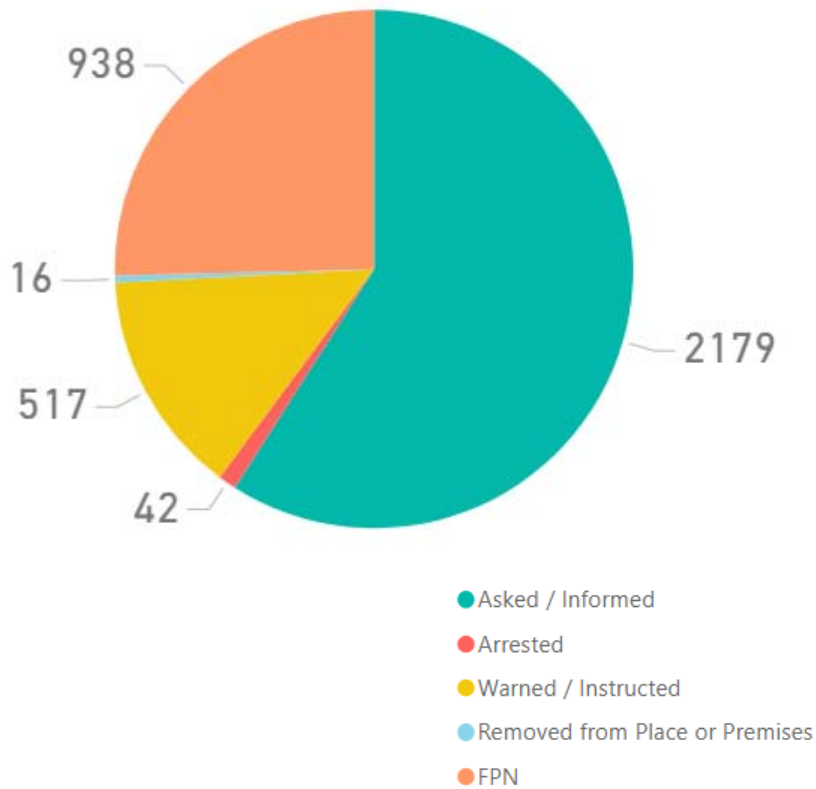
Due to the manual input required to form this data set, the contents of this slide are indicative only. Actual figures will differ from those recorded on Crime Systems (please see slide 11), may be subject to change, and cannot be considered Official Police Statistics. They do provide an indication of the public co-operation levels across Scotland.

No figures should be considered as Official Police Statistics. These may not yet have been verified or validated.

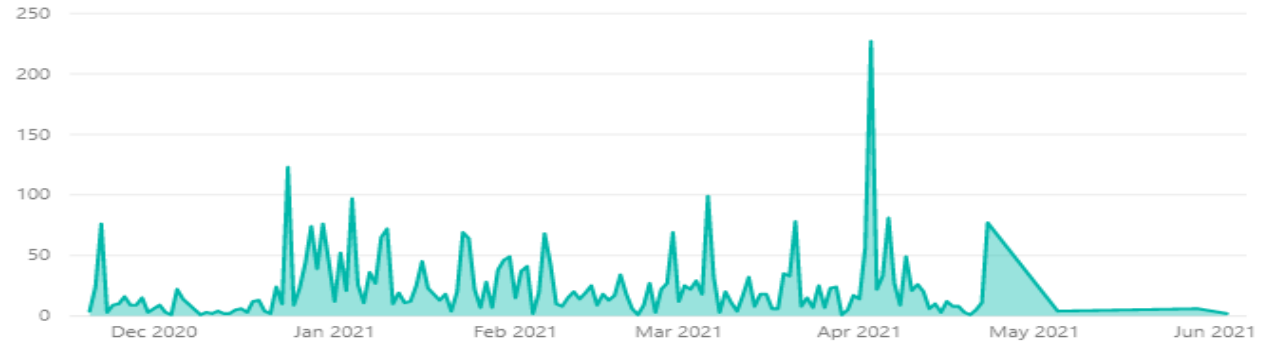
OFFICIAL

Travel Regulation Co-operation (20th November 2020 – 23rd June 2021)

All Time Cooperation Levels

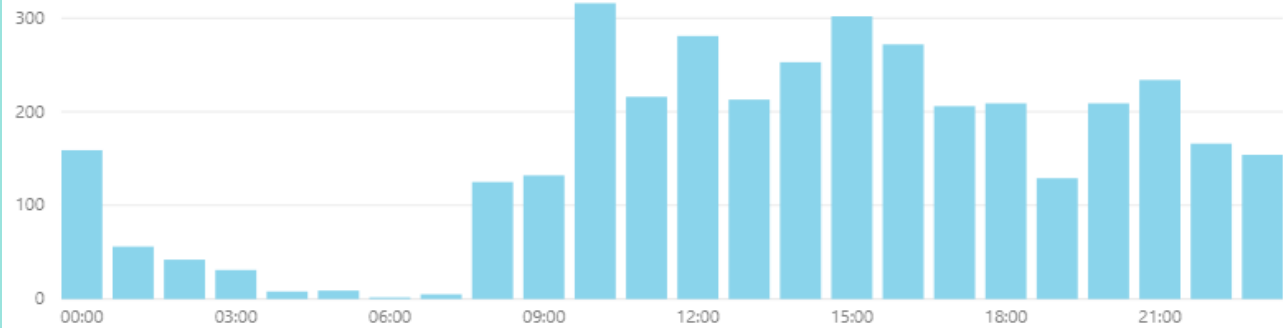


CVI Activity by Date



An 'interaction' is any instance where a Police Officer has reason to engage with a person who is not conforming with Legislation. Only when all efforts to encourage co-operation fail will Police Officers resort to enforcement.

CVI Interaction Times



In order to report upon policing interventions in respect of the newly introduced Travel Regulations regarding travel to or from tiers 3 and 4, the CVI system has been updated. The above data is a sub-set of the wider CVI interventions reported on the previous slides and should not be considered as 'in addition to' the previous overall CVI activity slides.

In response to the introduction of The Health Protection (Coronavirus) (Restrictions) (Scotland) Regulations 2020 and Coronavirus Act 2020, Police Scotland developed a 'Coronavirus Interventions' (CVI) recording system. This system allowed Police Scotland to begin gathering data in relation to the public co-operation levels with the new legislation. This system relies on Police Officers manually updating the system with the co-operation level when they encounter an individual in contravention of the new legislation.

Due to the manual input required to form this data set, the contents of this slide are indicative only. Actual figures will differ from those recorded on Crime Systems (please see slide 11), may be subject to change, and cannot be considered Official Police Statistics. They do provide an indication of the public co-operation levels across Scotland.

No figures should be considered as Official Police Statistics. These may not yet have been verified or validated.

OFFICIAL



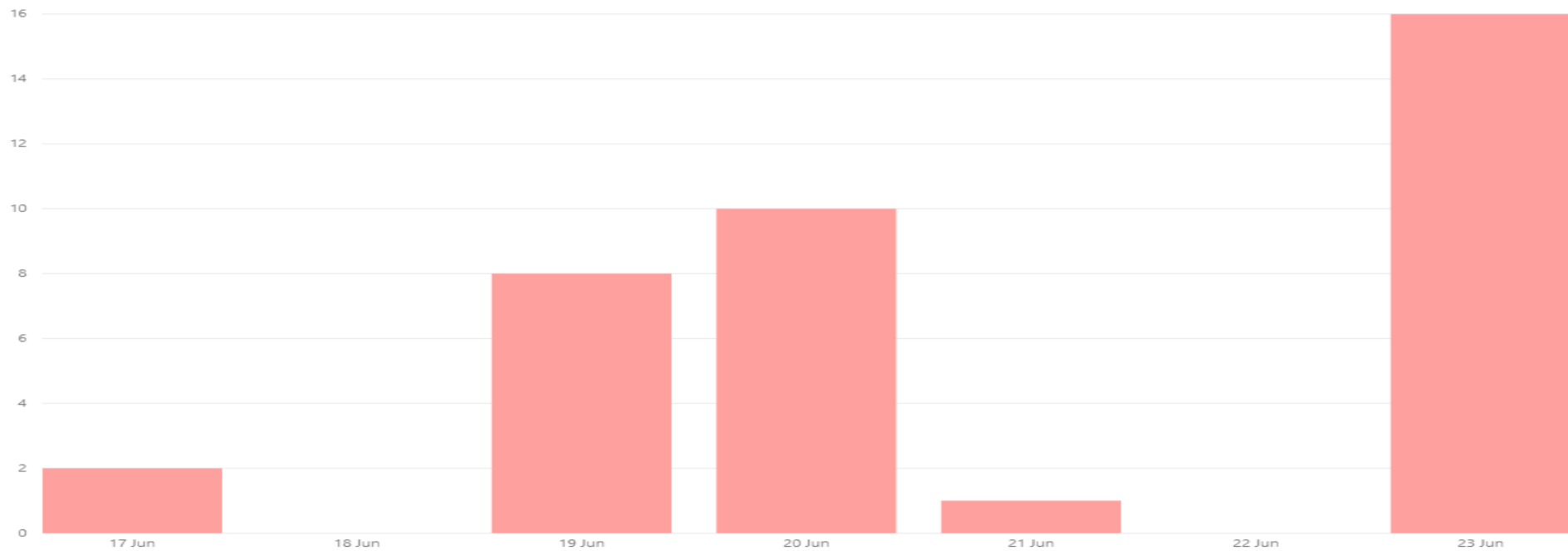
'Enforcement' of Coronavirus specific legislation

The following is a summary of all 'enforcement' action in relation to both The Health Protection (Coronavirus) (Restrictions) (Scotland) Regulations 2020 and Coronavirus Act 2020.

This includes all Fixed Penalty Notices issued and processed by Police Scotland. It also includes all occasions that a charge was libelled and recorded on Police Scotland's Crime Recording System against a person in relation to the aforementioned legislation. This is a true value of the volume of recorded 'enforcement' activity, but does not provide the granularity of the Coronavirus Intervention (CVI) recording system and does not capture the earlier phases of the '4 E's' approach.

These values remain subject to change as offences are retrospectively added or amended and do not match the indicative 'enforcement' values from the CVI recording system.

Volume of Covid-19 Charges from 17th – 23rd June 2021



Charges over the last 7 days

37

Total Charges To Date

23333

No figures should be considered as Official Police Statistics. These may not yet have been verified or validated.

OFFICIAL



ABSENCE

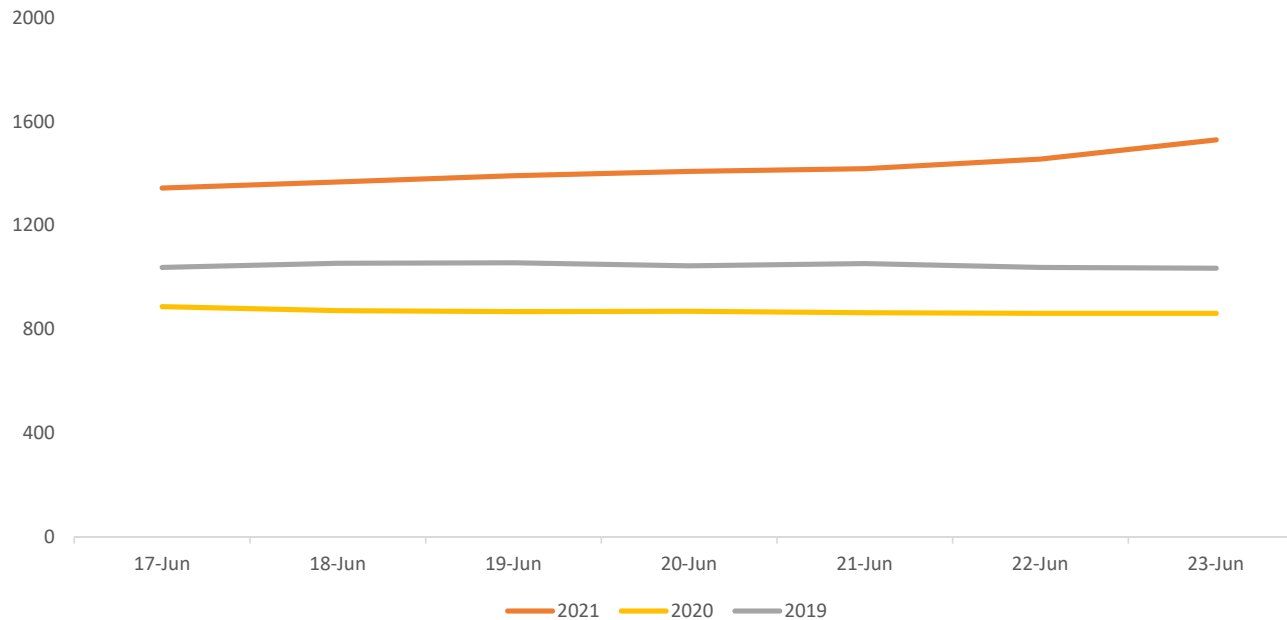
Police Scotland Absences (17th – 23rd June 2021)

| 23 June 2021 | No. | Change from same day previous week | Change from same day previous week (%) |
|-----------------------|-------------|------------------------------------|--|
| COVID-19 | 516 | +169 | +49% |
| Total Absences | 1529 | +215 | +16% |

Active Covid-19 Absence Reason

| | |
|---------------------------|-----|
| Precautionary Isolation | 138 |
| Symptoms | 63 |
| Tracing | 160 |
| Tracing – NHS Protect App | 10 |
| Acute COVID | 100 |
| Post COVID Syndrome | 42 |
| Ongoing Symptomatic | 3 |

Weekly Absence Levels Line Graph – Comparison of this year to previous two years.



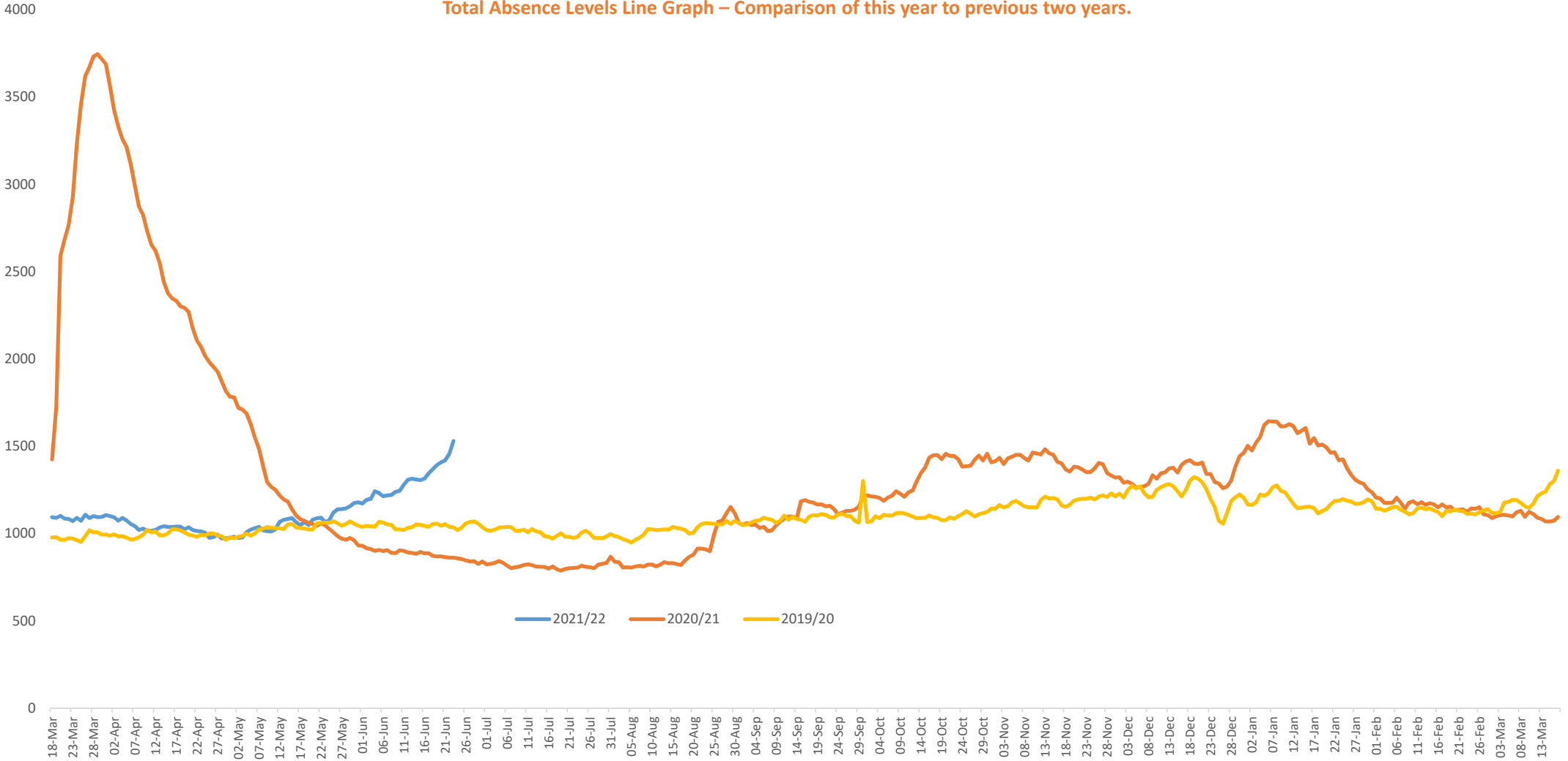
Absence levels are trending higher than the previous two years.

| Date | 17-Jun | 18-Jun | 19-Jun | 20-Jun | 21-Jun | 22-Jun | 23-Jun |
|-------------|--------|--------|--------|--------|--------|--------|--------|
| 2021 | 1344 | 1367 | 1391 | 1408 | 1418 | 1455 | 1529 |
| 2020 | 887 | 872 | 868 | 869 | 864 | 861 | 861 |
| 2019 | 1038 | 1054 | 1056 | 1044 | 1053 | 1038 | 1035 |



Total Absence (18th March 2020 – 23rd June 2021)

Total Absence Levels Line Graph – Comparison of this year to previous two years.



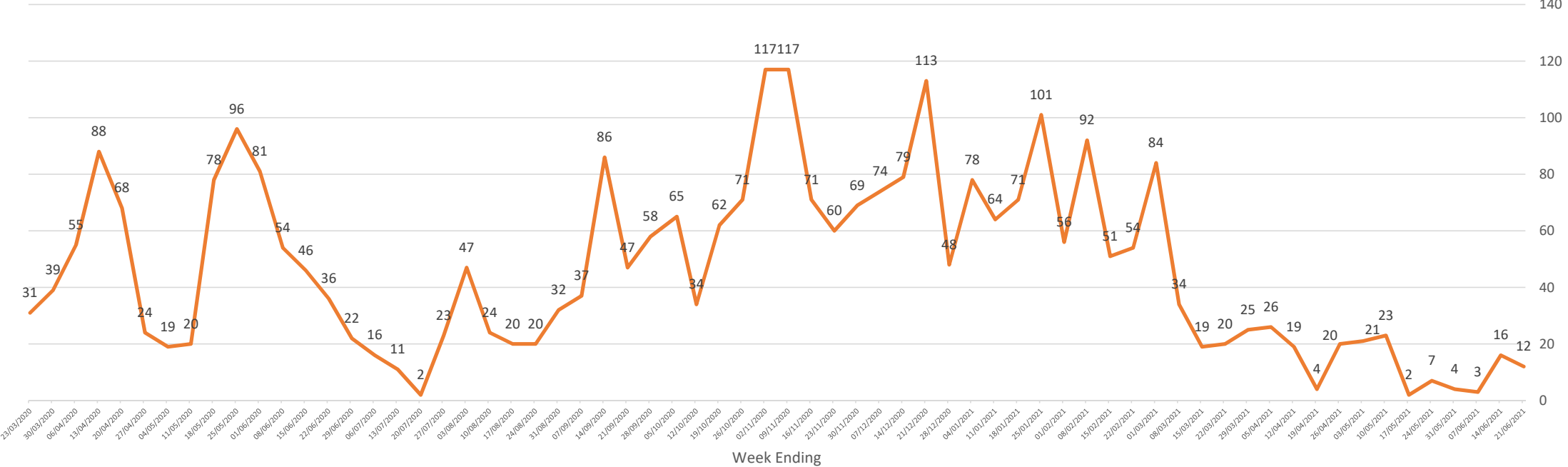
No figures should be considered as Official Police Statistics. These may not yet have been verified or validated.

OFFICIAL



Near Miss and Testing Data (w/e 23rd March 2020 – 21st June 2021)

Weekly 'Near Miss' Form Submission



'Near miss' forms in the context of the pandemic situation may be submitted for a variety of reasons. i.e. when officers are potentially exposed to: COVID-19 whilst not wearing PPE, where PPE malfunctions, or in any other instance an officer feels a risk to themselves in a specific occurrence relating to COVID-19.

This can occur due to the reactive nature of policing, as well as being influenced by training levels and supply of PPE. This number of 'Near Miss' weekly submissions is up from last week.

The amount of forms submitted continues to be attributable to the process for requesting an asymptomatic COVID-19 screening test due to an occupational risk, requiring the submission of a 'near miss' form. Many of the reports would not have been submitted without this requirement. The number of incidents where a lack of PPE is identified has not risen.

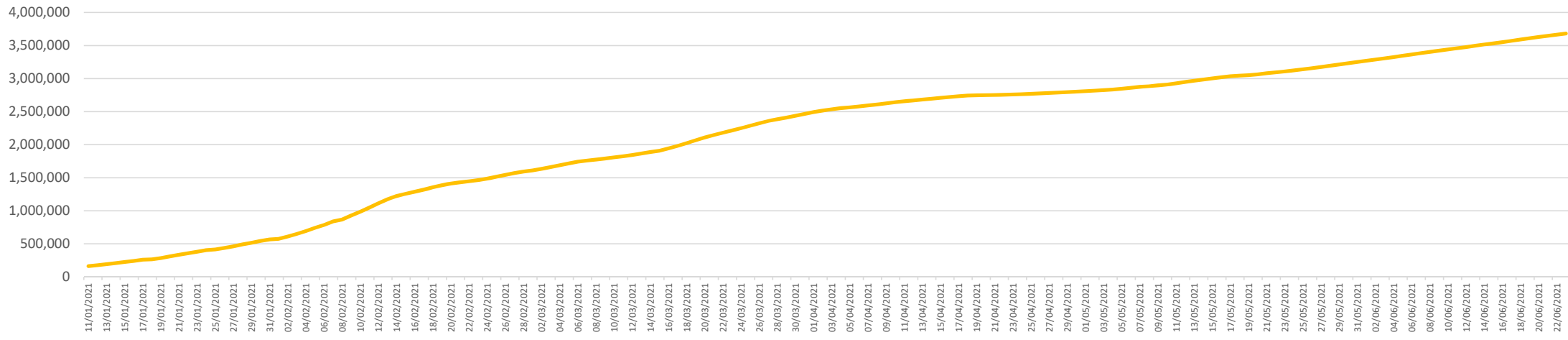
No figures should be considered as Official Police Statistics. These may not yet have been verified or validated.

OFFICIAL

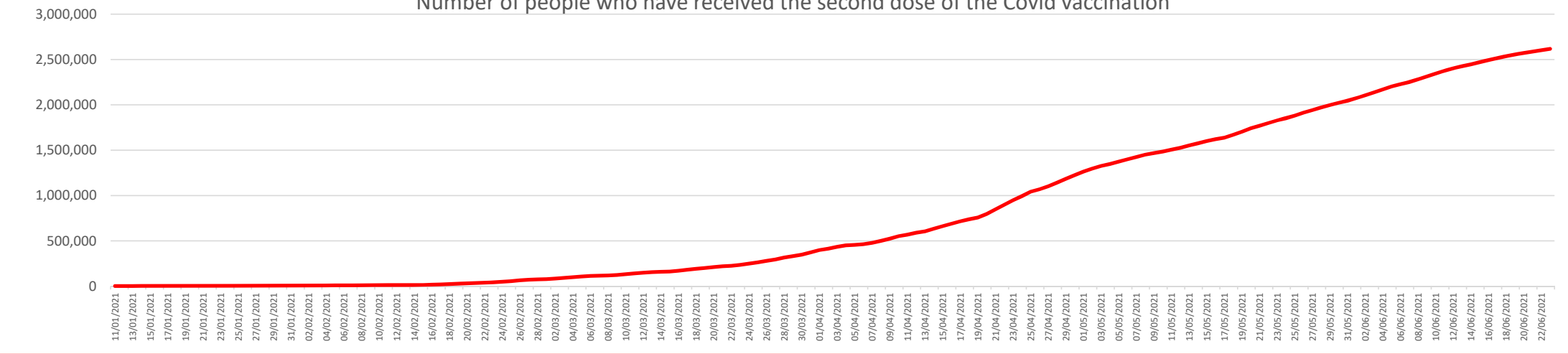


Total Vaccinations Scotland (26th January 2021 – 23rd June 2021)

Number of people who have received the first dose of the Covid vaccination



Number of people who have received the second dose of the Covid vaccination



No figures should be considered as Official Police Statistics. These may not yet have been verified or validated.

OFFICIAL



Cumulative Incident Demand (19th March 2019 – 23rd June 2021)

| Total | Total | | | | | | | | | | | | | | | | | | | | | | | | | | | | | March | 19-Mar | 20-Mar | 21-Mar | 22-Mar | 23-Mar | 24-Mar | 25-Mar | 26-Mar | 27-Mar | 28-Mar | 29-Mar | 30-Mar | 31-Mar |
|-------|---------|--|--|--|--|--|--|--|--|--|--|--|--|--|--|--|--|--|--|--|--|--|--|--|--|--|--|--|--|-------|--------|--------|--------|--------|--------|--------|--------|--------|--------|--------|--------|--------|--------|
| 2021 | 712079 | | | | | | | | | | | | | | | | | | | | | | | | | | | | | 2021 | 4661 | 5027 | 5219 | 4136 | 3659 | 3718 | 3635 | 4252 | 4577 | 3476 | 3949 | 3841 | 4094 |
| 2020 | 1215664 | | | | | | | | | | | | | | | | | | | | | | | | | | | | | 2020 | 3752 | 4293 | 4117 | 3455 | 3443 | 3207 | 3659 | 3631 | 4023 | 3819 | 3169 | 4109 | 4014 |
| 2019 | 1361106 | | | | | | | | | | | | | | | | | | | | | | | | | | | | | 2019 | 4549 | 4606 | 4618 | 5217 | 5082 | 4351 | 4695 | 4507 | 4564 | 4544 | 5270 | 5176 | 5152 |

| Total | Total | | | | | | | | | | | | | | | | | | | | | | | | | | | | |
|-------|--------|--|--|--|--|--|--|--|--|--|--|--|--|--|--|--|--|--|--|--|--|--|--|--|--|--|--|--|--|
| 2021 | 712079 | | | | | | | | | | | | | | | | | | | | | | | | | | | | |
| 2020 | 735090 | | | | | | | | | | | | | | | | | | | | | | | | | | | | |

| January | 01-Jan | 02-Jan | 03-Jan | 04-Jan | 05-Jan | 06-Jan | 07-Jan | 08-Jan | 09-Jan | 10-Jan | 11-Jan | 12-Jan | 13-Jan | 14-Jan | 15-Jan | 16-Jan | 17-Jan | 18-Jan | 19-Jan | 20-Jan | 21-Jan | 22-Jan | 23-Jan | 24-Jan | 25-Jan | 26-Jan | 27-Jan | 28-Jan | 29-Jan | 30-Jan | 31-Jan |
|---------|--------|--------|--------|--------|--------|--------|--------|--------|--------|--------|--------|--------|--------|--------|--------|--------|--------|--------|--------|--------|--------|--------|--------|--------|--------|--------|--------|--------|--------|--------|--------|
| 2021 | 5135 | 4147 | 3676 | 3715 | 3406 | 3569 | 3387 | 3916 | 3812 | 3480 | 3490 | 3670 | 3648 | 3627 | 3981 | 4213 | 3711 | 3591 | 3572 | 3704 | 3660 | 4249 | 4397 | 3801 | 3673 | 3511 | 3514 | 3599 | 4028 | 4607 | 3830 |
| 2020 | 5327 | 3477 | 4174 | 4015 | 3481 | 3796 | 3882 | 3950 | 4019 | 4217 | 4095 | 3731 | 4066 | 3635 | 3816 | 3924 | 4341 | 4624 | 3860 | 3878 | 3953 | 3956 | 3980 | 4487 | 4429 | 3986 | 4062 | 3785 | 3810 | 3783 | 4250 |

Note: No figures should be considered as Official Police Statistics. These may not yet have been verified or validated.

OFFICIAL



Total Absence (18th March 2019 — 31st December 2020)

Total Absence Levels - Comparison of 2019 to 2020

| | | | | | | | | | | | | | | | | | March | 18-Mar | 19-Mar | 20-Mar | 21-Mar | 22-Mar | 23-Mar | 24-Mar | 25-Mar | 26-Mar | 27-Mar | 28-Mar | 29-Mar | 30-Mar | 31-Mar | |
|-----------|--------|--------|--------|--------|--------|--------|--------|--------|--------|--------|--------|--------|--------|--------|--------|--------|--------|--------|--------|--------|--------|--------|--------|--------|--------|--------|--------|--------|--------|--------|--------|-----|
| | | | | | | | | | | | | | | | | | 2021 | 1093 | 1089 | 1101 | 1085 | 1083 | 1070 | 1089 | 1072 | 1107 | 1088 | 1099 | 1093 | 1094 | 1105 | |
| | | | | | | | | | | | | | | | | | 2020 | 1424 | 1725 | 2587 | 2681 | 2765 | 2926 | 3238 | 3460 | 3619 | 3669 | 3731 | 3745 | 3716 | 3688 | |
| | | | | | | | | | | | | | | | | | 2019 | 977 | 979 | 964 | 963 | 973 | 971 | 961 | 951 | 985 | 1018 | 1007 | 1006 | 993 | 994 | |
| April | 01-Apr | 02-Apr | 03-Apr | 04-Apr | 05-Apr | 06-Apr | 07-Apr | 08-Apr | 09-Apr | 10-Apr | 11-Apr | 12-Apr | 13-Apr | 14-Apr | 15-Apr | 16-Apr | 17-Apr | 18-Apr | 19-Apr | 20-Apr | 21-Apr | 22-Apr | 23-Apr | 24-Apr | 25-Apr | 26-Apr | 27-Apr | 28-Apr | 29-Apr | 30-Apr | | |
| 2020 | 3562 | 3421 | 3330 | 3258 | 3214 | 3114 | 2992 | 2871 | 2823 | 2730 | 2653 | 2619 | 2548 | 2440 | 2376 | 2347 | 2333 | 2301 | 2292 | 2268 | 2175 | 2105 | 2069 | 2015 | 1981 | 1954 | 1926 | 1870 | 1815 | 1783 | | |
| 2019 | 987 | 995 | 983 | 985 | 976 | 965 | 968 | 978 | 993 | 1022 | 1006 | 1012 | 989 | 989 | 1000 | 1024 | 1024 | 1017 | 1006 | 993 | 988 | 981 | 992 | 988 | 1000 | 1000 | 988 | 984 | 963 | 978 | | |
| May | 01-May | 02-May | 03-May | 04-May | 05-May | 06-May | 07-May | 08-May | 09-May | 10-May | 11-May | 12-May | 13-May | 14-May | 15-May | 16-May | 17-May | 18-May | 19-May | 20-May | 21-May | 22-May | 23-May | 24-May | 25-May | 26-May | 27-May | 28-May | 29-May | 30-May | 31-May | |
| 2020 | 1779 | 1720 | 1709 | 1686 | 1626 | 1550 | 1486 | 1385 | 1293 | 1266 | 1249 | 1217 | 1194 | 1182 | 1187 | 1102 | 1081 | 1072 | 1060 | 1053 | 1043 | 1058 | 1046 | 1026 | 1006 | 984 | 970 | 963 | 974 | 960 | 931 | |
| 2019 | 973 | 981 | 986 | 999 | 987 | 1000 | 1022 | 1027 | 1037 | 1032 | 1030 | 1029 | 1025 | 1052 | 1054 | 1034 | 1031 | 1028 | 1023 | 1023 | 1058 | 1060 | 1062 | 1061 | 1071 | 1058 | 1044 | 1053 | 1069 | 1055 | 1044 | |
| June | 01-Jun | 02-Jun | 03-Jun | 04-Jun | 05-Jun | 06-Jun | 07-Jun | 08-Jun | 09-Jun | 10-Jun | 11-Jun | 12-Jun | 13-Jun | 14-Jun | 15-Jun | 16-Jun | 17-Jun | 18-Jun | 19-Jun | 20-Jun | 21-Jun | 22-Jun | 23-Jun | 24-Jun | 25-Jun | 26-Jun | 27-Jun | 28-Jun | 29-Jun | 30-Jun | | |
| 2020 | 929 | 915 | 910 | 900 | 905 | 899 | 904 | 889 | 887 | 903 | 900 | 891 | 888 | 883 | 894 | 886 | 887 | 872 | 868 | 869 | 864 | 861 | 861 | 857 | 853 | 845 | 840 | 841 | 825 | 839 | | |
| 2019 | 1037 | 1043 | 1041 | 1038 | 1067 | 1062 | 1052 | 1049 | 1023 | 1023 | 1020 | 1032 | 1036 | 1052 | 1049 | 1043 | 1038 | 1054 | 1056 | 1044 | 1053 | 1038 | 1035 | 1019 | 1033 | 1057 | 1066 | 1069 | 1056 | 1036 | | |
| July | 01-Jul | 02-Jul | 03-Jul | 04-Jul | 05-Jul | 06-Jul | 07-Jul | 08-Jul | 09-Jul | 10-Jul | 11-Jul | 12-Jul | 13-Jul | 14-Jul | 15-Jul | 16-Jul | 17-Jul | 18-Jul | 19-Jul | 20-Jul | 21-Jul | 22-Jul | 23-Jul | 24-Jul | 25-Jul | 26-Jul | 27-Jul | 28-Jul | 29-Jul | 30-Jul | 31-Jul | |
| 2020 | 823 | 826 | 831 | 842 | 832 | 815 | 801 | 806 | 810 | 819 | 823 | 818 | 810 | 809 | 808 | 798 | 798 | 811 | 794 | 787 | 796 | 800 | 802 | 804 | 814 | 809 | 806 | 801 | 821 | 826 | 831 | 867 |
| 2019 | 1019 | 1015 | 1021 | 1034 | 1035 | 1038 | 1036 | 1015 | 1015 | 1022 | 1006 | 1025 | 1012 | 1007 | 985 | 981 | 970 | 987 | 1001 | 981 | 980 | 974 | 981 | 1005 | 1015 | 999 | 974 | 975 | 972 | 983 | 996 | |
| August | 01-Aug | 02-Aug | 03-Aug | 04-Aug | 05-Aug | 06-Aug | 07-Aug | 08-Aug | 09-Aug | 10-Aug | 11-Aug | 12-Aug | 13-Aug | 14-Aug | 15-Aug | 16-Aug | 17-Aug | 18-Aug | 19-Aug | 20-Aug | 21-Aug | 22-Aug | 23-Aug | 24-Aug | 25-Aug | 26-Aug | 27-Aug | 28-Aug | 29-Aug | 30-Aug | 31-Aug | |
| 2020 | 838 | 835 | 804 | 806 | 804 | 811 | 814 | 810 | 822 | 822 | 811 | 821 | 836 | 829 | 830 | 824 | 819 | 846 | 866 | 878 | 913 | 913 | 908 | 898 | 994 | 1067 | 1074 | 1116 | 1151 | 1115 | 1059 | |
| 2019 | 985 | 979 | 967 | 959 | 948 | 964 | 976 | 993 | 1025 | 1023 | 1019 | 1021 | 1023 | 1021 | 1037 | 1031 | 1027 | 1020 | 999 | 1004 | 1036 | 1054 | 1059 | 1058 | 1055 | 1051 | 1052 | 1072 | 1054 | 1072 | 1061 | |
| September | 01-Sep | 02-Sep | 03-Sep | 04-Sep | 05-Sep | 06-Sep | 07-Sep | 08-Sep | 09-Sep | 10-Sep | 11-Sep | 12-Sep | 13-Sep | 14-Sep | 15-Sep | 16-Sep | 17-Sep | 18-Sep | 19-Sep | 20-Sep | 21-Sep | 22-Sep | 23-Sep | 24-Sep | 25-Sep | 26-Sep | 27-Sep | 28-Sep | 29-Sep | 30-Sep | | |
| 2020 | 1050 | 1059 | 1048 | 1051 | 1031 | 1038 | 1013 | 1018 | 1046 | 1068 | 1085 | 1097 | 1097 | 1088 | 1184 | 1191 | 1181 | 1176 | 1166 | 1166 | 1155 | 1158 | 1139 | 1108 | 1119 | 1129 | 1136 | 1153 | 1214 | | | |
| 2019 | 1047 | 1051 | 1063 | 1073 | 1075 | 1090 | 1083 | 1078 | 1061 | 1073 | 1102 | 1078 | 1095 | 1082 | 1078 | 1067 | 1097 | 1105 | 1102 | 1111 | 1106 | 1092 | 1091 | 1110 | 1112 | 1100 | 1099 | 1073 | 1062 | 1300 | | |
| October | 01-Oct | 02-Oct | 03-Oct | 04-Oct | 05-Oct | 06-Oct | 07-Oct | 08-Oct | 09-Oct | 10-Oct | 11-Oct | 12-Oct | 13-Oct | 14-Oct | 15-Oct | 16-Oct | 17-Oct | 18-Oct | 19-Oct | 20-Oct | 21-Oct | 22-Oct | 23-Oct | 24-Oct | 25-Oct | 26-Oct | 27-Oct | 28-Oct | 29-Oct | 30-Oct | 31-Oct | |
| 2020 | 1218 | 1212 | 1210 | 1203 | 1186 | 1206 | 1216 | 1241 | 1227 | 1210 | 1235 | 1246 | 1299 | 1345 | 1377 | 1434 | 1448 | 1449 | 1426 | 1456 | 1444 | 1444 | 1425 | 1382 | 1385 | 1388 | 1422 | 1446 | 1418 | 1457 | 1407 | |
| 2019 | 1066 | 1068 | 1098 | 1087 | 1107 | 1102 | 1112 | 1115 | 1118 | 1115 | 1106 | 1096 | 1087 | 1089 | 1089 | 1103 | 1093 | 1089 | 1076 | 1076 | 1092 | 1084 | 1099 | 1111 | 1128 | 1113 | 1097 | 1110 | 1116 | 1123 | 1142 | |
| November | 01-Nov | 02-Nov | 03-Nov | 04-Nov | 05-Nov | 06-Nov | 07-Nov | 08-Nov | 09-Nov | 10-Nov | 11-Nov | 12-Nov | 13-Nov | 14-Nov | 15-Nov | 16-Nov | 17-Nov | 18-Nov | 19-Nov | 20-Nov | 21-Nov | 22-Nov | 23-Nov | 24-Nov | 25-Nov | 26-Nov | 27-Nov | 28-Nov | 29-Nov | 30-Nov | | |
| 2020 | 1414 | 1433 | 1397 | 1430 | 1439 | 1450 | 1450 | 1431 | 1418 | 1463 | 1458 | 1452 | 1482 | 1459 | 1451 | 1410 | 1401 | 1366 | 1354 | 1382 | 1379 | 1366 | 1351 | 1352 | 1373 | 1404 | 1396 | 1345 | 1332 | 1320 | | |
| 2019 | 1142 | 1163 | 1149 | 1155 | 1178 | 1186 | 1171 | 1155 | 1149 | 1150 | 1148 | 1191 | 1211 | 1200 | 1202 | 1195 | 1160 | 1152 | 1165 | 1188 | 1194 | 1198 | 1199 | 1204 | 1194 | 1211 | 1217 | 1209 | 1229 | 1212 | | |
| December | 01-Dec | 02-Dec | 03-Dec | 04-Dec | 05-Dec | 06-Dec | 07-Dec | 08-Dec | 09-Dec | 10-Dec | 11-Dec | 12-Dec | 13-Dec | 14-Dec | 15-Dec | 16-Dec | 17-Dec | 18-Dec | 19-Dec | 20-Dec | 21-Dec | 22-Dec | 23-Dec | 24-Dec | 25-Dec | 26-Dec | 27-Dec | 28-Dec | 29-Dec | 30-Dec | 31-Dec | |
| 2020 | 1322 | 1290 | 1296 | 1284 | 1263 | 1267 | 1270 | 1284 | 1333 | 1314 | 1344 | 1349 | 1372 | 1376 | 1348 | 1392 | 1411 | 1420 | 1401 | 1397 | 1406 | 1341 | 1340 | 1294 | 1286 | 1259 | 1269 | 1303 | 1382 | 1441 | 1460 | |
| 2019 | 1228 | 1206 | 1248 | 1273 | 1259 | 1269 | 1230 | 1207 | 1210 | 1250 | 1264 | 1277 | 1282 | 1270 | 1242 | 1212 | 1247 | 1301 | 1323 | 1313 | 1293 | 1254 | 1197 | 1152 | 1072 | 1056 | 1119 | 1185 | 1207 | 1223 | 1205 | |

No figures should be considered as Official Police Statistics. These may not yet have been verified or validated.



Total Absence (1st January 2021 — 23rd June 2021)

Total Absence Levels - Comparison of 2020 to 2021

| Month | 01-Jan | 02-Jan | 03-Jan | 04-Jan | 05-Jan | 06-Jan | 07-Jan | 08-Jan | 09-Jan | 10-Jan | 11-Jan | 12-Jan | 13-Jan | 14-Jan | 15-Jan | 16-Jan | 17-Jan | 18-Jan | 19-Jan | 20-Jan | 21-Jan | 22-Jan | 23-Jan | 24-Jan | 25-Jan | 26-Jan | 27-Jan | 28-Jan | 29-Jan | 30-Jan | 31-Jan |
|---------------|--------|--------|--------|--------|--------|--------|--------|--------|--------|--------|--------|--------|--------|--------|--------|--------|--------|--------|--------|--------|--------|--------|--------|--------|--------|--------|--------|--------|--------|--------|--------|
| January 2021 | 1502 | 1475 | 1520 | 1553 | 1621 | 1643 | 1641 | 1640 | 1613 | 1614 | 1626 | 1615 | 1574 | 1588 | 1603 | 1514 | 1546 | 1503 | 1509 | 1493 | 1462 | 1465 | 1419 | 1424 | 1373 | 1335 | 1307 | 1293 | 1284 | 1252 | 1236 |
| January 2020 | 1166 | 1163 | 1178 | 1223 | 1216 | 1230 | 1264 | 1275 | 1243 | 1236 | 1202 | 1170 | 1144 | 1148 | 1151 | 1153 | 1145 | 1115 | 1128 | 1140 | 1166 | 1186 | 1187 | 1197 | 1187 | 1183 | 1169 | 1170 | 1179 | 1195 | 1184 |
| February 2021 | 1206 | 1200 | 1180 | 1175 | 1176 | 1204 | 1175 | 1142 | 1177 | 1184 | 1167 | 1179 | 1164 | 1173 | 1166 | 1149 | 1166 | 1149 | 1153 | 1134 | 1135 | 1138 | 1124 | 1143 | 1141 | 1150 | 1110 | 1105 | | | |
| February 2020 | 1141 | 1141 | 1130 | 1139 | 1150 | 1153 | 1135 | 1124 | 1109 | 1115 | 1143 | 1148 | 1138 | 1144 | 1131 | 1123 | 1099 | 1130 | 1126 | 1137 | 1130 | 1128 | 1112 | 1113 | 1109 | 1121 | 1131 | 1139 | | | |
| March 2021 | 1088 | 1098 | 1104 | 1106 | 1103 | 1097 | 1121 | 1130 | 1095 | 1124 | 1111 | 1090 | 1083 | 1069 | 1068 | 1073 | 1094 | 1093 | 1089 | 1101 | 1085 | 1083 | 1070 | 1089 | 1072 | 1107 | 1088 | 1099 | 1093 | 1094 | 1105 |
| March 2020 | 1118 | 1116 | 1122 | 1177 | 1181 | 1192 | 1191 | 1174 | 1155 | 1146 | 1170 | 1214 | 1230 | 1240 | 1282 | 1300 | 1359 | 1424 | 1725 | 2587 | 2681 | 2765 | 2926 | 3238 | 3460 | 3619 | 3669 | 3731 | 3745 | 3716 | 3688 |
| April 2021 | 1099 | 1092 | 1073 | 1089 | 1075 | 1054 | 1042 | 1020 | 1028 | 1016 | 1015 | 1020 | 1034 | 1041 | 1037 | 1037 | 1039 | 1039 | 1024 | 1035 | 1019 | 1014 | 1012 | 1004 | 975 | 979 | 993 | 971 | 973 | 975 | |
| April 2020 | 3562 | 3421 | 3330 | 3258 | 3214 | 3114 | 2992 | 2871 | 2823 | 2730 | 2653 | 2619 | 2548 | 2440 | 2376 | 2347 | 2333 | 2301 | 2292 | 2268 | 2175 | 2105 | 2069 | 2015 | 1981 | 1954 | 1926 | 1870 | 1815 | 1783 | |
| May 2021 | 981 | 974 | 977 | 1007 | 1022 | 1030 | 1038 | 1018 | 1013 | 1011 | 1024 | 1067 | 1078 | 1083 | 1088 | 1064 | 1047 | 1065 | 1048 | 1079 | 1087 | 1090 | 1065 | 1076 | 1119 | 1138 | 1139 | 1143 | 1156 | 1174 | 1178 |
| May 2020 | 1779 | 1720 | 1709 | 1686 | 1626 | 1550 | 1486 | 1385 | 1293 | 1266 | 1249 | 1217 | 1194 | 1182 | 1137 | 1102 | 1081 | 1072 | 1060 | 1053 | 1043 | 1058 | 1046 | 1026 | 1006 | 984 | 970 | 963 | 974 | 960 | 931 |
| June 2021 | 1171 | 1193 | 1197 | 1242 | 1231 | 1213 | 1218 | 1220 | 1238 | 1244 | 1278 | 1307 | 1313 | 1309 | 1305 | 1314 | 1344 | 1367 | 1391 | 1408 | 1418 | 1455 | 1529 | | | | | | | | |
| June 2020 | 929 | 915 | 910 | 900 | 905 | 899 | 904 | 889 | 887 | 903 | 900 | 891 | 888 | 883 | 894 | 886 | 887 | 872 | 868 | 869 | 864 | 861 | 861 | | | | | | | | |

No figures should be considered as Official Police Statistics. These may not yet have been verified or validated.