



Report To:	SPA Board Members		
Meeting Date:		Agenda Item:	
Report Title:	Operation Talla Weekly Update		
Sponsored by:		Presented by:	DCC Graham
Appendix Attached:	APPENDIX A – Weekly COVID-19 Bulletin		
Report Classification			
Police Scotland:	For Noting		
SPA:	For Noting		
EXECUTIVE SUMMARY			
1.	Purpose		
1.1	<p>This paper provides the Scottish Police Authority (SPA) with a weekly update on policing changes seen during Operation TALLA, Police Scotland’s COVID-19 response.</p> <p>This report contains the preceding week’s information and data on changing demands within the service centre, incident attendance and crime. It will also consider our COVID-19 response including our use of the emergency legislation and how we are assisting our officers and staff welfare throughout these challenging times.</p> <p>This update will have a reporting period of Thursday to Wednesday. For the purpose of this report, the week of Thursday 6 May to Wednesday 12 May 2021 is considered.</p>		
2.	Decision Requested		
2.1	N/A		
3.	Recommendation		
3.1	N/A		
4.	Alignment to Police Scotland Strategic Outcomes		
4.1	<p>This report aligns to both Police Scotland’s Strategic Outcomes and the Operation TALLA Strategic Objectives as set out by DCC Malcolm Graham.</p> <p>This report discusses the flexible and adaptable response to the challenges posed by COVID-19 by Police Scotland (SO1, SO2 and SO5). It further highlights the activities undertaken by Police Scotland to protect our people (SO4). The levels of intervention activity discussed in the report serve to protect our communities from COVID-19 (SO1, SO2). The frequent, transparent publication of papers, such as this, and those published on the Police Scotland website provide engagement with communities, to maintain trust and confidence (SO3).</p>		

5.	Main Report
----	-------------

5.1 CURRENT LANDSCAPE

Scotland continues to operate under the level or tiered system approach. All parts of the country moved to Level 3 on Monday 26 April 2021. Travel within Scotland for outdoor socialising, recreation and exercise has been permitted since Friday 16 April 2021. The remaining travel restrictions within Scotland have also now been lifted and travel within the UK is now permitted for any purpose.

This easing of restrictions has been brought forward as data shows continued progress on vaccination against Coronavirus (COVID-19) and suppression of the virus. The First Minister; however, continued to urged caution as the latest easing was confirmed. She emphasised that people should take care to plan ahead with journeys, following the FACTS advice when out and about, in order to protect against resurgence of the virus.

On 6 May 2021 **2,860,635** people had received their first dose of the vaccine and **1,400,296** had received their second.

On 12 May 2021, **2,948,604** people had received their first dose of the vaccine and **1,526,889** had received their second. That is an increase of **87,969** and **126,593** respectively.

Outdoor meetings in groups of up to six adults from up to six households have been legitimate from Friday 16 April 2021, with under-12s not counting towards this limit. Currently socialising in homes is still not permitted.

Since Monday 26 April 2021, hospitality venues such as cafés, pubs and restaurants have been permitted to reopen, along with tourist accommodation. Non-essential retail outlets and close contact services such as beauty salons can also now reopen, in addition to indoor attractions and public buildings such as galleries, museums and libraries.

On 11 May 2021 the First Minister announced that from Monday 17 May 2021, all of Mainland Scotland with the exception of Moray will go to level 2. Moray will remain at level 3. Western, Shetland, Orkney, Highland islands (not Skye), Inner Hebrides and Argyll Islands will move to level 1.

From 17 May 2021 private Indoor socialising will be permitted for 6 people from up to 3 households. Hugging will also be permitted.

Hospitality will resume and alcohol can be served indoors until 2230 hours.

International travel to Green list countries but no travelling to Amber or Red list countries for leisure. Caution is urged if travelling.

Adult outdoor contact sport can resume. Events can also resume with 100 indoors, 500 outdoors seated, 250 outdoors free standing (exemptions can be applied for by organisers for greater numbers).

It has been recommended that holidays are taken in the UK rather than internationally.

Coronavirus is still having an impact on absence levels across the organisation; however, are currently at the lowest rate since the outbreak of the virus and they continue to be internally managed by each local policing division. Absence levels and trends are still and will remain closely monitored in order to mitigate risk and address any emerging resourcing demands in early course. Police Scotland's Outbreak Management Team (OMT) remains in place, providing an internal 'track and trace' function and advice to police officers and staff, as well as engaging with divisions to assist in limiting any spread of coronavirus throughout the organisation. Learning opportunities from previous outbreaks are being identified and collated by the team and these will be communicated across all divisions and departments.

Police Scotland's approach remains unchanged and continues to promote 'Engage, Explain and Encourage' methods prior to 'Enforcement' action being taken against apparent breaches of legislation. It remains the position that officers may move more quickly through the 4E process if they perceive that persons are engaging in a blatant, conscious and inexcusable breach of regulations, involving repeat locations or individuals and whether an absence of enforcement would damage public confidence in policing.

5.2 SERVICE CENTRE DEMAND

This week, the volume of 101 calls answered this week is at comparable levels to last week's figure and the volume of 999 calls has decreased by **2%**. The number of 101 calls is lower than the same period in 2020 (**-17%**) and 2019 (**-20%**). The number of 999 calls is higher than the same period in 2020 (**15%**) and 2019 (**5%**).

5.3 INCIDENT DEMAND

Total incident volume this week is at similar levels to last week's figure. Total incident volume has decreased by **8%** from a comparable week in 2020, and decreased by **13%** from 2019.

In comparison to the same week in 2020, Public Nuisance incidents have decreased by **57%**, and have increased by **37%** when compared to the same week in 2019.

In comparison to the same week in 2020 Noise incidents have decreased by **23%**, and have also decreased by **1%** when compared to the same week in 2019.

In comparison to the same week in 2020, Disturbance incidents decreased **21%**, and have decreased by **22%** when compared to the same week in 2019.

In comparison to last week, public nuisance incidents and disturbance incidents have decreased by **10%** and **2%** respectively, whilst noise incidents have increased by **3%**.

5.4 CRIME

Overall crime in the last week is at a lower level than a comparable period last year; and also remains lower than a comparable week pre-lockdown. Most divisions, with the exception of North East Scotland, Lothians & Scottish Borders, Fife and Dumfries & Galloway, have noted a decrease in crime volumes this week when compared to the same period 2020/21.

OFFICIAL

All divisions, with the exception of Tayside and Lothians & Scottish Borders have seen a decrease in volume when compared to the same period 2019/20.

The collective volume of recorded crimes for every crime groups is higher when compared to the previous year. Crime groups **3, 4, 6** show a decrease in volume compared to 2019/20 whilst crime groups **1 and 2, 5 and 7** show an increase.

5.5 COVID-19 INTERVENTION ACTIVITY

As stated above, Police Scotland's approach to the use of COVID-19 legislation remains to firstly engage with people, explain the provisions and encourage them to comply with the necessary restrictions, with enforcement action being taken where there are found to be flagrant and blatant breaches of legislation.

Incidents requiring COVID-19 interventions by officers have increased from **103** last week to **110** this week (**7%**). The total number of persons involved in these interventions has decreased from **1660** last week to **1488** this week. **1303 (88%)** of the **1488** interventions this week took place in a private dwelling. This is an increase on the previous week's **58%**. Figures for this week are accurate as at 12 May 2021.

Since quarantine regulations came into force on travellers entering Scotland from out with the UK on the 15 June 2020, up to and including 12 May 2021, Police Scotland have received **5247** referrals from Public Health Scotland (PHS) relating to potential breaches of quarantine. **946** of these were dealt with by the resolution team and **892** have been dealt with by local policing. **3409** referrals were weeded prior to an incident being raised. In respect of resolved referrals, **81%** of the foreign travellers were found to be complying with quarantine restrictions. In the majority of the remaining referrals, the travellers have been untraced due to a variety of reasons such as inaccurate data provided to PHS or the expiration of the quarantine period prior to persons being traced.

There have been **18** occasions where enforcement has been used in relation to breaches of quarantine regulations generated from Home Office or Public Health Scotland referrals and one report to the Crown Office and Procurator Fiscal Service (COPFS).

5.6 ABSENCE

General employee absence levels have increased slightly from last week. Divisions and departments are currently coping locally with outbreaks and contact/tracing requirements; however, this is being monitored carefully. Absences related specifically to COVID-19 have also increased, with **169** people absent, as of 12 May 2021, which is higher than last week's figure of **149**.

5.7 OUTBREAK MANAGEMENT TEAM

Police Scotland's Outbreak Management Team (OMT) respond to and investigate positive cases amongst officers and staff and work in conjunction with the national NHS Test & Protect

network to arrive at proportionate, balanced decisions on the identification of individuals at risk after close contact with a positive case and any requirement for self-isolation. This, following consideration of all operational circumstances, the use of PPE and other safety measures, has enabled the safe retention of officers and staff in the workplace and the self-isolation of those agreed to be at heightened risk. The team's work will continue to capture information and the circumstances in respect of specific outbreaks in order that procedures can be reviewed and additional safety measures cascaded and implemented as required.

From inception until 12 May 2021, the OMT has reviewed **919** cases and, from these, **1423** individuals have tested positive for COVID-19. The work of the OMT has led them to trace **1433** individuals who have required to isolate, whilst the NHS has traced **247** individuals. On average, each case continues to lead to **3.5** absences. The work of the OMT has also led to the identification of **149** individuals who had initially been required to self-isolate and were able to return to work.

5.8 COVID-19 NEAR MISSES

'Near miss' forms in the context of the pandemic situation may be submitted for a variety of reasons e.g. when officers are potentially exposed to COVID-19 whilst not wearing PPE, where PPE malfunctions, or in any other instance an officer feels a risk to themselves in a specific occurrence relating to COVID-19. This can occur due to the reactive nature of policing, as well as being influenced by training levels and supply of PPE.

The most current 'near miss' figures available for the dates 4 May until 10 May 2021 confirm that **23** forms were submitted. This is a small increase from the **21** forms last week.

5.9 GATHERINGS IN PRIVATE DWELLINGS

Scottish Government commissioned data suggests that spread in and between households continues to drive much of the transmission of COVID-19. This analysis has guided the decision to introduce national measures to prevent persons visiting other households in higher risk areas.

Police Scotland have undertaken an assessment of the demand posed by dwelling house gatherings. It should be noted that the methodology of counting of house gatherings is designed to quantify the number of times officers have had to enter a private dwelling or private garden to investigate suspected breach of legislation or guidance, due to the increased risks of COVID transmission associated with these environments; therefore, if officers do not physically attend, or indeed gain entry to the dwelling or garden, this will not be included as a house gathering as there is no evidence there has been one and no increased risk to officers. Information gathered is indicative and should not be considered official police statistics.

Indicative figures from the week of 6 May until 12 May 2021 suggest that Police Scotland attended **197** occurrences of house gatherings throughout the force area, a decrease of **59** from last week. Enforcement levels for FPNs were **356** which has increased from last week's **240**. Arrests have decreased from **7** to **6** over the same period.

5.11 SUBMISSION

This report is submitted to the SPA for information and consideration.

Appendix A – COVID-19 Weekly Bulletin contains the information which will be released publically by Police Scotland. This information will continue to be released weekly and will synchronise with the weekly SPA reporting for consistent single data timelines.

COVID-19 WEEKLY BULLETIN

6th May – 12th May 2021

SERVING A
CHANGING SCOTLAND



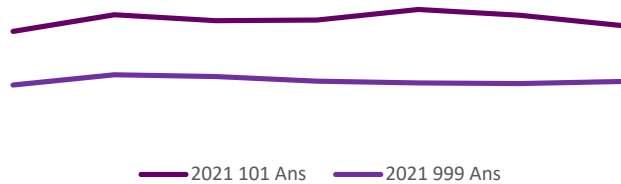
SCOTTISH POLICE
AUTHORITY

No figures should be considered as Official Police Statistics. These may not yet have been verified or validated.

OFFICIAL

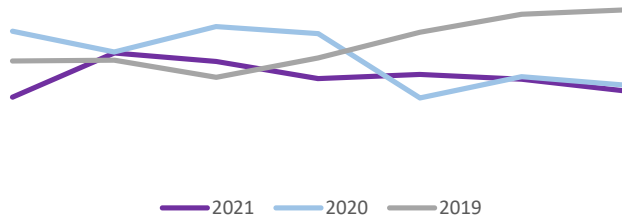
Service Centre Demand

The volume of 101 calls and 999 calls answered remained relatively static throughout the week.



Incident Demand

Incident volume throughout the last week was approximately 8% lower when compared to the same time last year and 13% lower when compared to the same period in 2019.



Gatherings in Private Dwellings

From 28/08/2020 – 12/05/2021

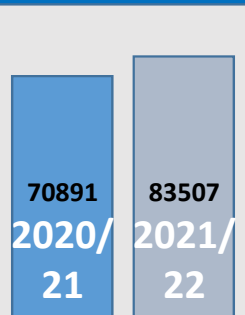
13825 Attended reports of House Party

8143 House Parties Dispersed

Crime

Crime Volume (11 March – Present compared to Previous Year)

Crime has continued to trend at levels slightly higher than the seasonal average, and total crime volume year to date is higher (18%) than last year.



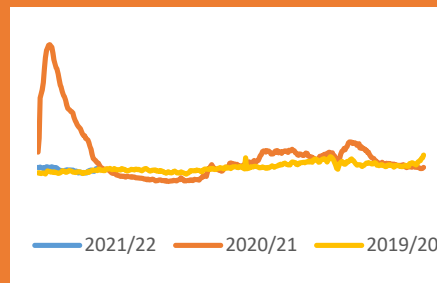
Crime Group Breakdown Change from previous year

Group	Group 1	Group 2	Group 3	Group 4	Group 5
	20%	41%	5%	10%	14%

22543 Offences under COVID Legislation

Recorded COVID Charges are pulled from Police Scotland CRIME systems rather than CVI. Enforcement activity includes Fixed Penalty Notices and offences recorded on Police Scotland's Crime Recording System

Absence



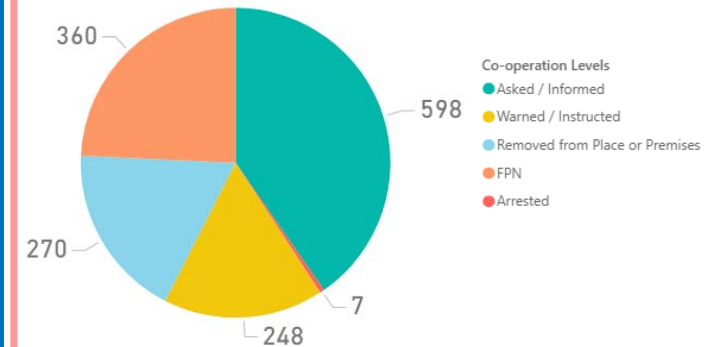
Absences remained constant throughout the week and continued to trend below levels when compared to 2020 and similar levels when compared to 2019.

Absences remain significantly below the peak in April 2020.

Coronavirus Legislation

Co-operation with new Coronavirus Legislation

The below chart is indicative of the co-operation levels experienced by police over the last 7 days. The majority of interactions between police and the public continue to be resolved without enforcement.



Quarantine Referrals to 12th May

Public Health Scotland Travel Regs. Referrals	5247
Investigated by Resolution Team	946
Investigated by Local Policing	892
Investigations Ongoing	0
Weeded prior to investigation	3409
Quarantine offences resulting in FPN or SPR	18

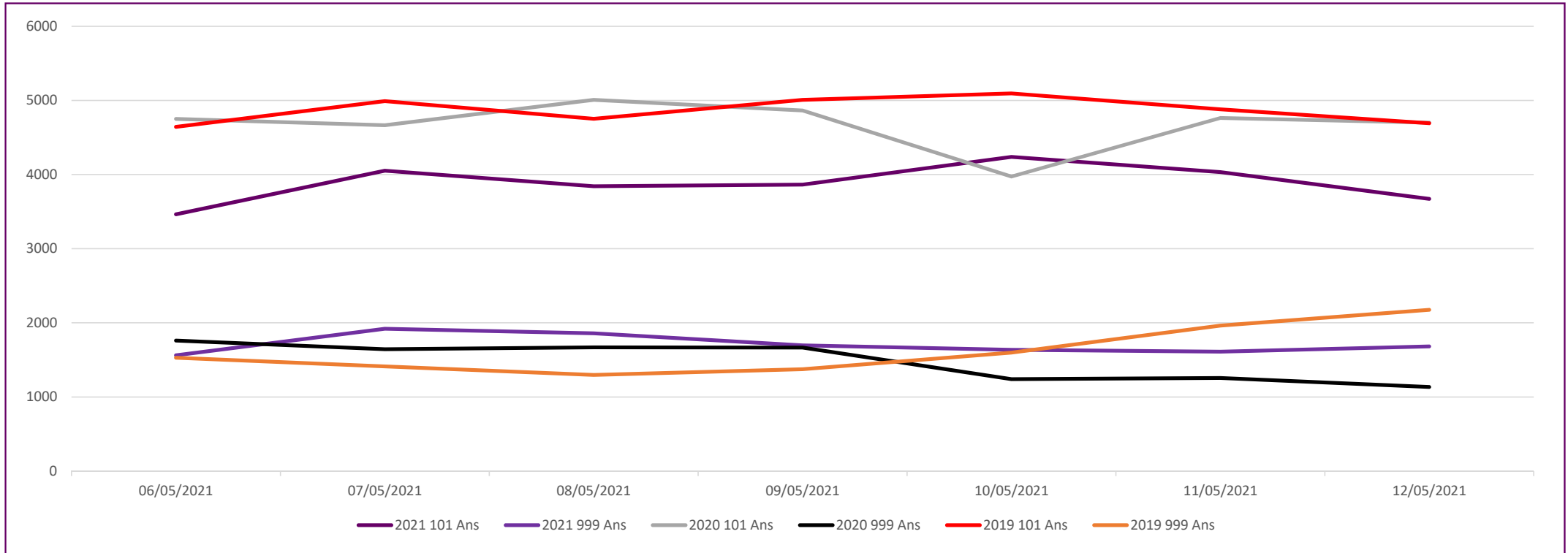
Note: The referral figures are a count of reports submitted to Police Scotland. These will therefore vary from counts of the number of individuals. FPNs may be derived from PHS, Home Office Referrals or from operational incidents.

No figures should be considered as Official Police Statistics. These may not yet have been verified or validated.

OFFICIAL



Weekly Service Centre Demand (6th May – 12th May 2021)



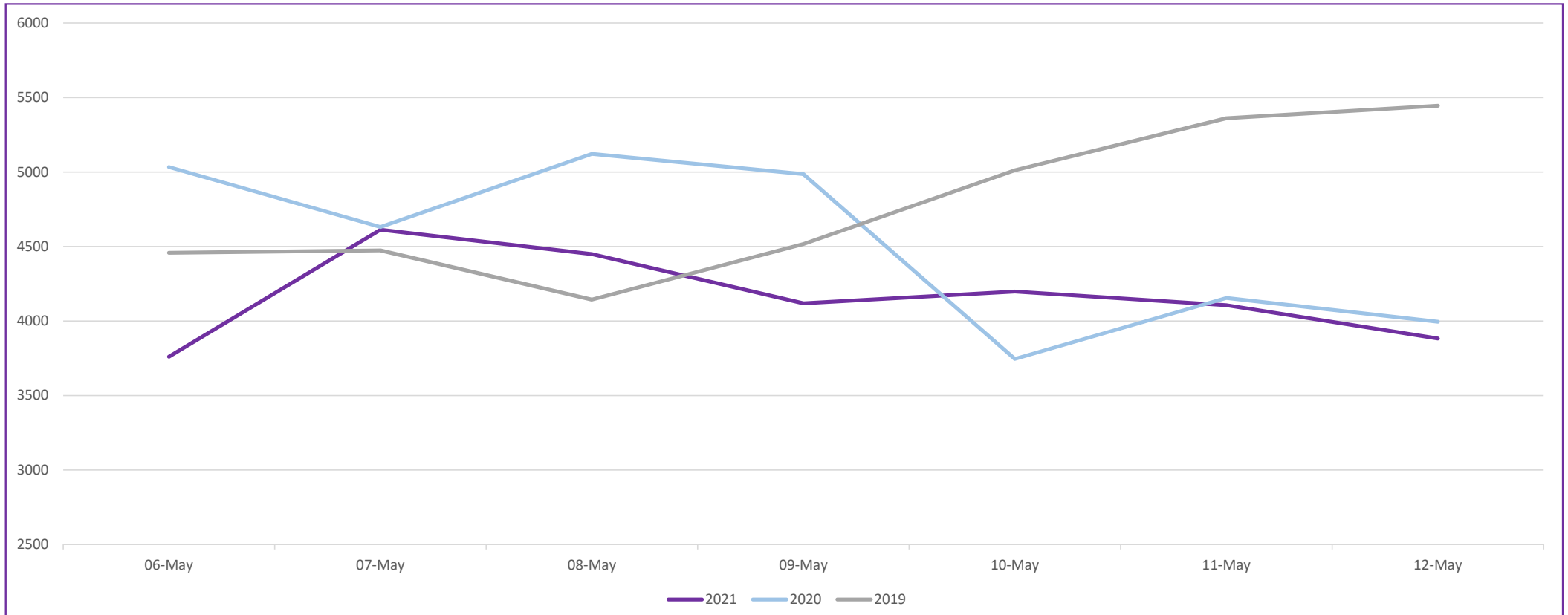
	6-May	7-May	8-May	9-May	10-May	11-May	12-May	Total
2021 101 Ans	3464	4052	3843	3865	4238	4034	3672	27168
2021 999 Ans	1562	1920	1859	1696	1636	1612	1682	11967
2020 101 Ans	4751	4665	5008	4865	3974	4764	4701	32728
2020 999 Ans	1761	1644	1670	1666	1240	1257	1135	10373
2019 101 Ans	4644	4991	4753	5008	5094	4880	4693	34063
2019 999 Ans	1529	1412	1298	1375	1598	1963	2176	11351

No figures should be considered as Official Police Statistics. These may not yet have been verified or validated.

OFFICIAL



Weekly Incident Demand (6th May – 12th May 2021)



	6-May	7-May	8-May	9-May	10-May	11-May	12-May	Total
2021	3761	4613	4449	4119	4198	4106	3883	29129
2020	5033	4631	5122	4986	3746	4155	3995	31668
2019	4458	4474	4144	4516	5012	5361	5445	33410

No figures should be considered as Official Police Statistics. These may not yet have been verified or validated.

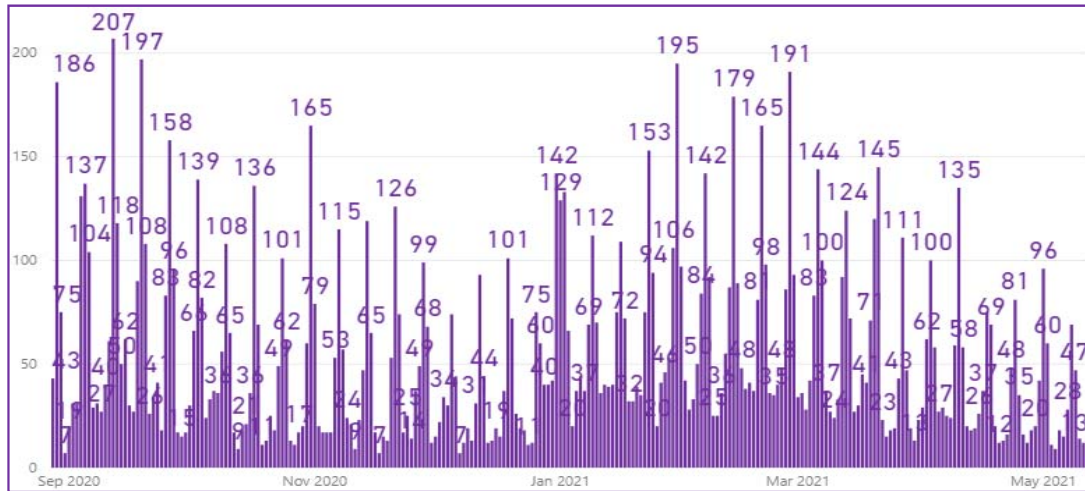
OFFICIAL



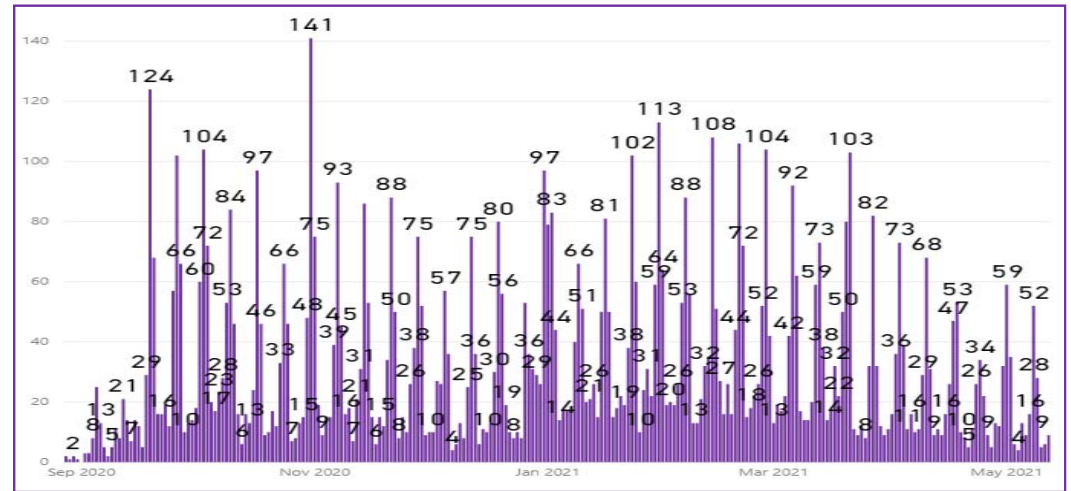
Incident Demand – House Gatherings (28th August 2020 – 12th May 2021)

From Friday 28th August 2020, additional monitoring of ‘house gathering’ incidents has taken place. This will be reported weekly going forward.

Attended ‘House Gathering’ Incidents



Attended ‘House Gathering’ Breaching Restrictions



Totals	28 Aug – 12 May	6 May – 12 May
No. of House Gatherings Attended	13825	198
No. of House Gatherings Breaching Restrictions	8143	125
No. of FPNs issued	10759	356
No. of Arrests	514	6

The figures contained within this slide originate from storm incident reviews and free-text local policing returns to provide the most comprehensive view of house gatherings possible.

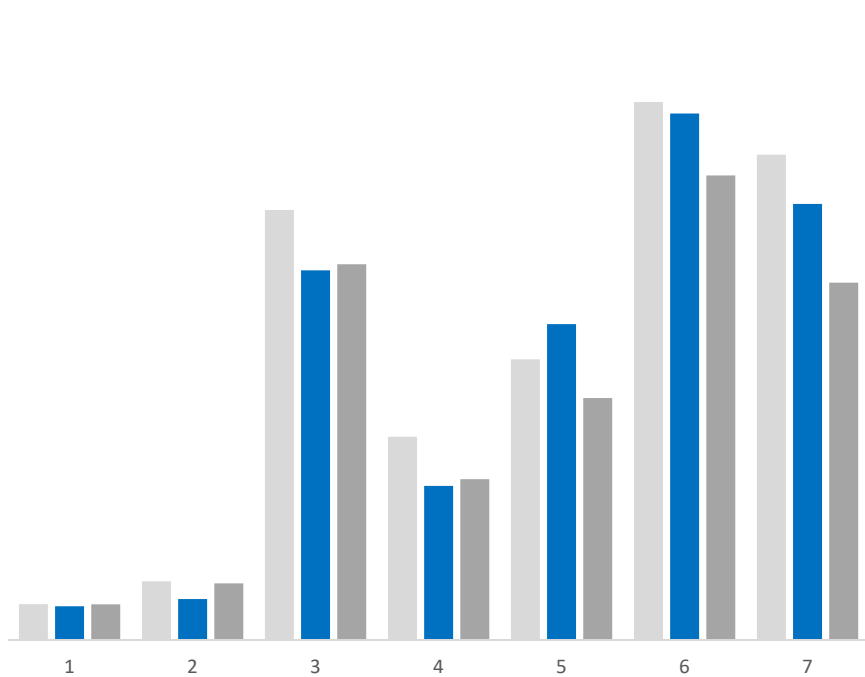
Note: No figures should be considered as Official Police Statistics. These may not yet have been verified or validated.



Weekly Crime Demand (3rd May – 9th May 2021)

Weekly Crime by Group

2019/20 2020/21 2021/22

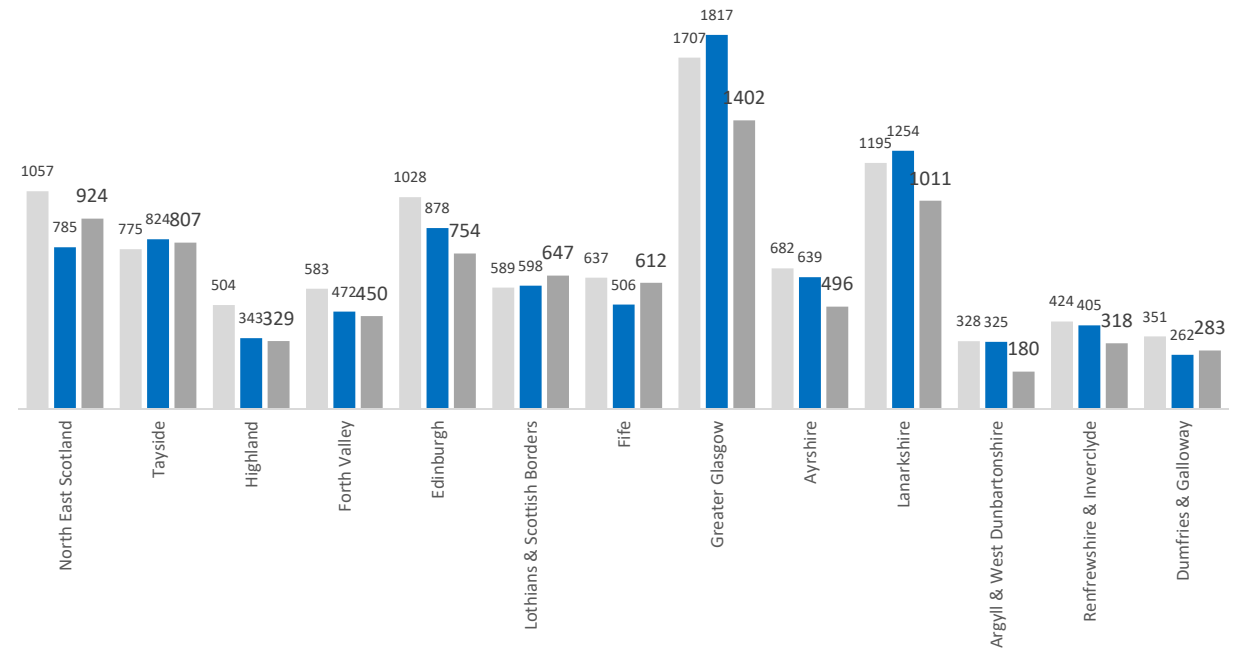


Crime Group	1	2	3	4	5	6	7	Total
2019/20	173	284	2087	986	1362	2612	2356	9860
2020/21	163	198	1794	747	1533	2556	2117	9108
2021/22	172	274	1824	780	1174	2255	1734	8213

More information regarding Crime Groups can be found [via this link](#)

Weekly Crime by Division

2019/20 2020/21 2021/22



Most Crime Groups (excluding 5, 6 and 7) show an increase when compared against the same period last year. All Crime Groups show a decrease in volume when compared to the same period 2019/20.

Most divisions (with the exception of North East Scotland, Lothians & Scottish Borders, Fife and Dumfries & Galloway) have noted a decrease in crime volumes this week when compared to the same period last year. Most divisions (with the exception of Tayside and Lothians & Scottish Borders) have seen a decrease in volume when compared to the same period 2019/20.

No figures should be considered as Official Police Statistics. These may not yet have been verified or validated.

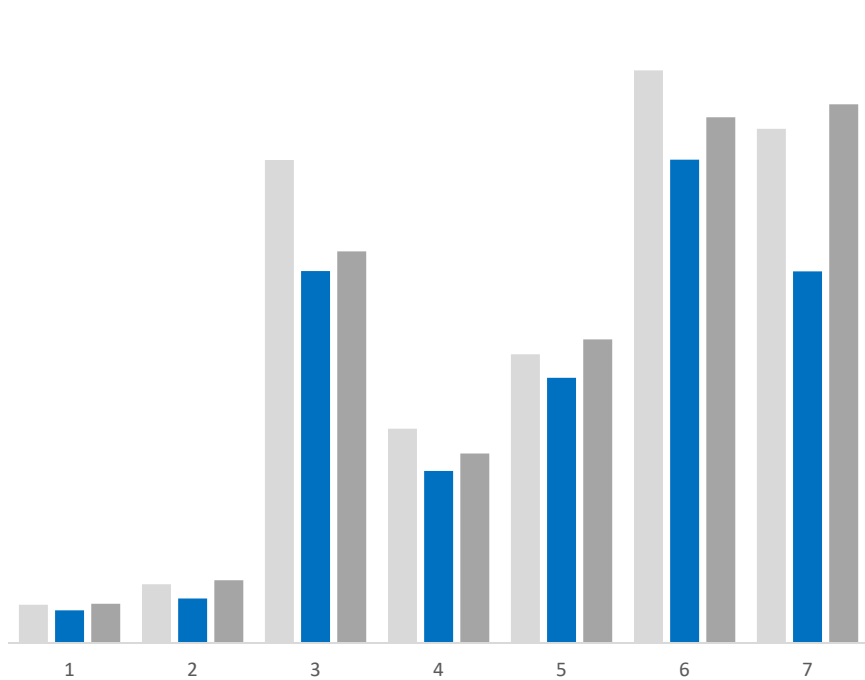
OFFICIAL



Cumulative Crime Demand (11th March 2019 – 9th May 2021)

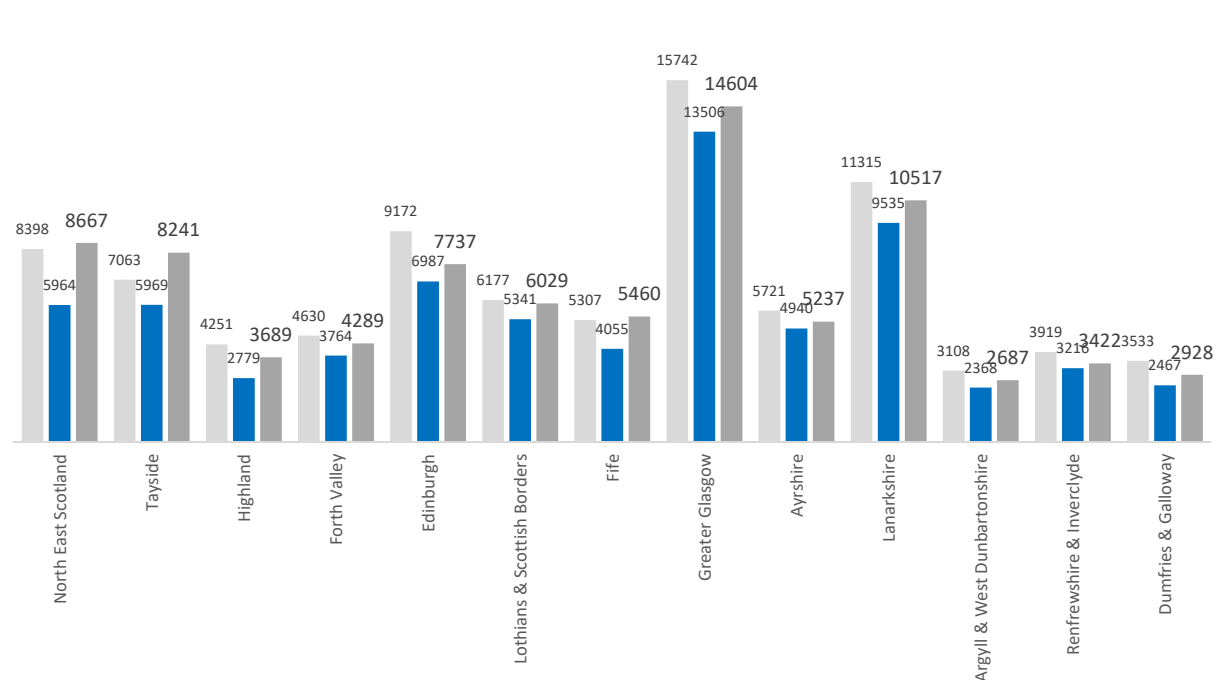
Total Crime by Group

■ 2019/20 ■ 2020/21 ■ 2021/22



Total Crime by Division

■ 2019/20 ■ 2020/21 ■ 2021/22



Crime Group	1	2	3	4	5	6	7	Total
2019/20	1555	2385	19666	8722	11753	23316	20939	88336
2020/21	1325	1809	15144	7002	10797	19683	15131	70891
2021/22	1592	2552	15945	7714	12359	21408	21937	83507

More information regarding Crime Groups can be found [via this link](#)

All crime groups show an increase in volume when compared to the same period last year. Crime groups 3, 4, 6 show a decrease in volume compared to 2019/20 whilst crime groups 1 and 2, 5 and 7 show an increase.

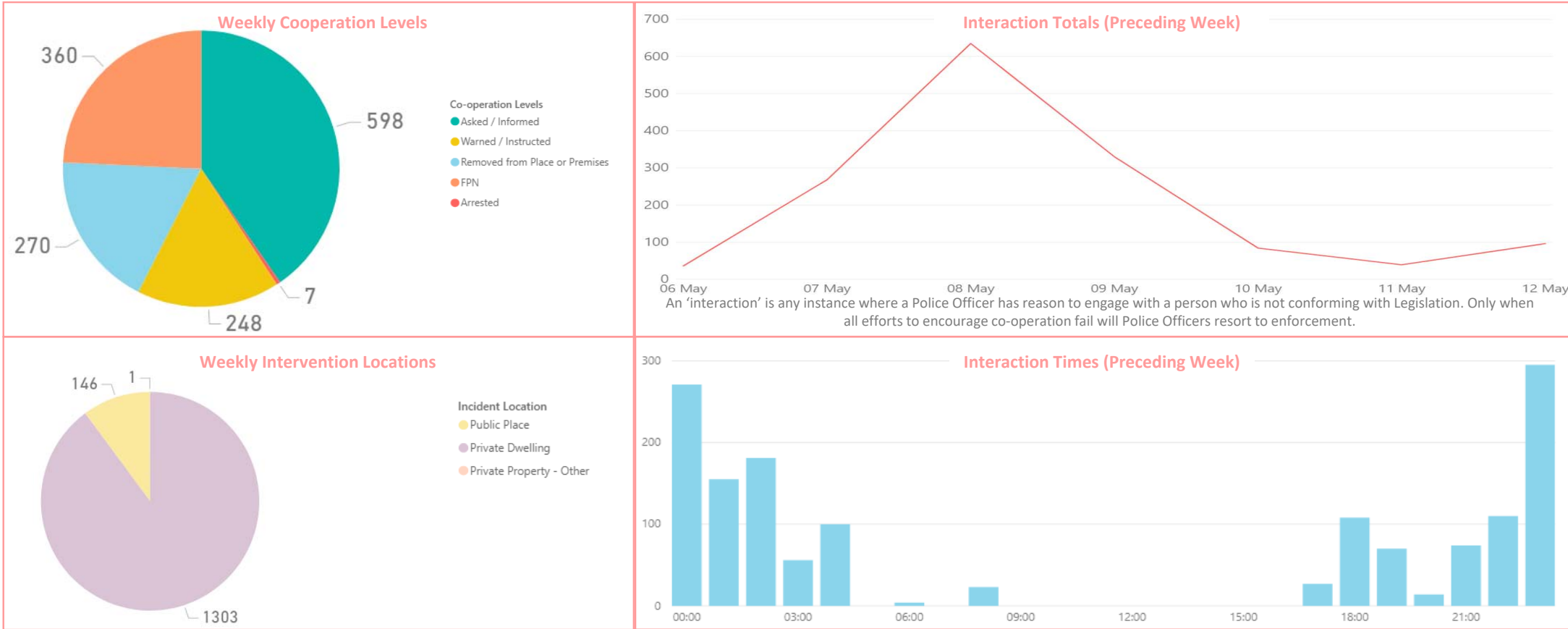
All Divisions show a cumulative increase in volume when compared to the same period last year. Most Divisions (excluding North East Scotland, Tayside and Fife) continue to show a cumulative decrease in volume when compared to 2019/20.

No figures should be considered as Official Police Statistics. These may not yet have been verified or validated.

OFFICIAL



Weekly Legislation Co-operation (6th May – 12th May 2021)



In response to the introduction of The Health Protection (Coronavirus) (Restrictions) (Scotland) Regulations 2020 and Coronavirus Act 2020, Police Scotland developed a 'Coronavirus Interventions' (CVI) recording system. This system allowed Police Scotland to begin gathering data in relation to the public co-operation levels with the new legislation. This system relies on Police Officers manually updating the system with the co-operation level when they encounter an individual in contravention of the new legislation. This slide includes all offence types – Face-Coverings, Quarantine, Travel Restrictions and Gatherings.

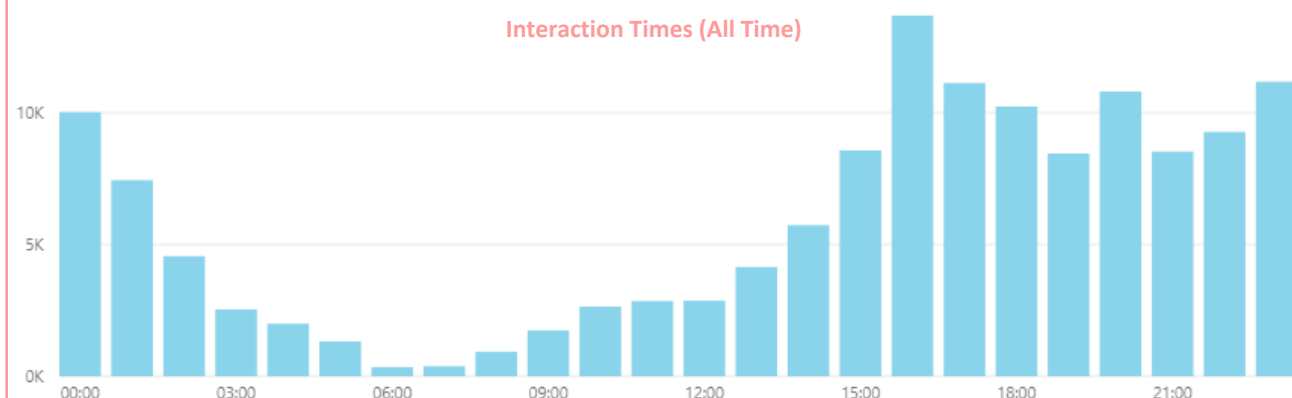
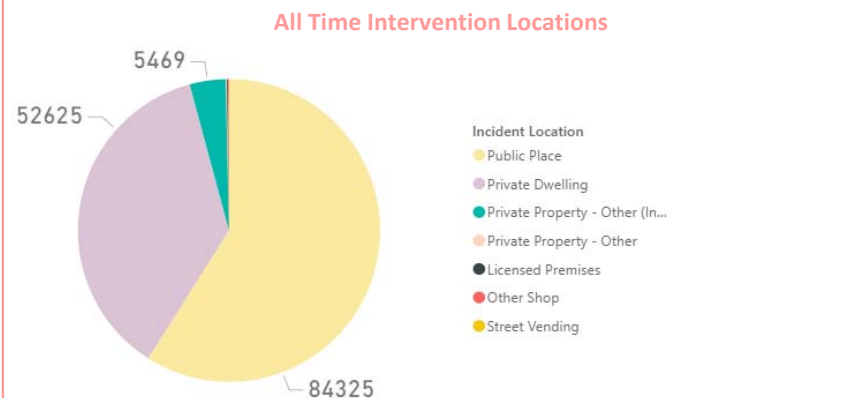
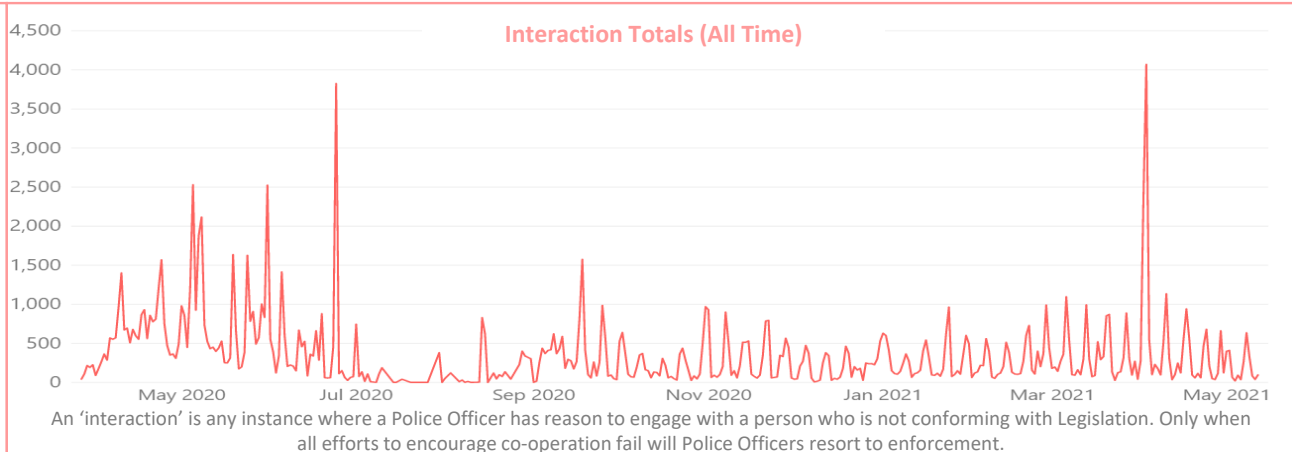
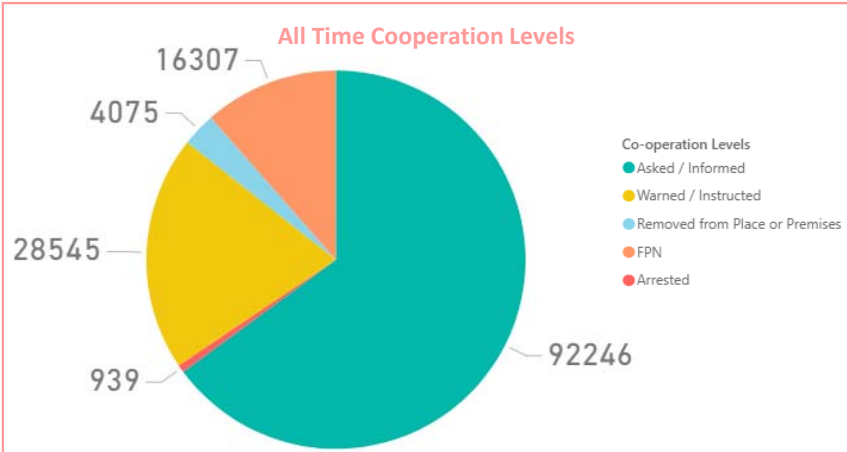
Due to the manual input required to form this data set, the contents of this slide are indicative only. Actual figures will differ from those recorded on Crime Systems (please see slide 11), may be subject to change, and cannot be considered Official Police Statistics. They do provide an indication of the public co-operation levels across Scotland.

No figures should be considered as Official Police Statistics. These may not yet have been verified or validated.

OFFICIAL



Coronavirus Legislation Co-operation (27th March 2020 – 12th May 2021)



In response to the introduction of The Health Protection (Coronavirus) (Restrictions) (Scotland) Regulations 2020 and Coronavirus Act 2020, Police Scotland developed a 'Coronavirus Interventions' (CVI) recording system. This system allowed Police Scotland to begin gathering data in relation to the public co-operation levels with the new legislation. This system relies on Police Officers manually updating the system with the co-operation level when they encounter an individual in contravention of the new legislation. This slide includes all offence types – Face-Coverings, Quarantine, Travel Restrictions and Gatherings.

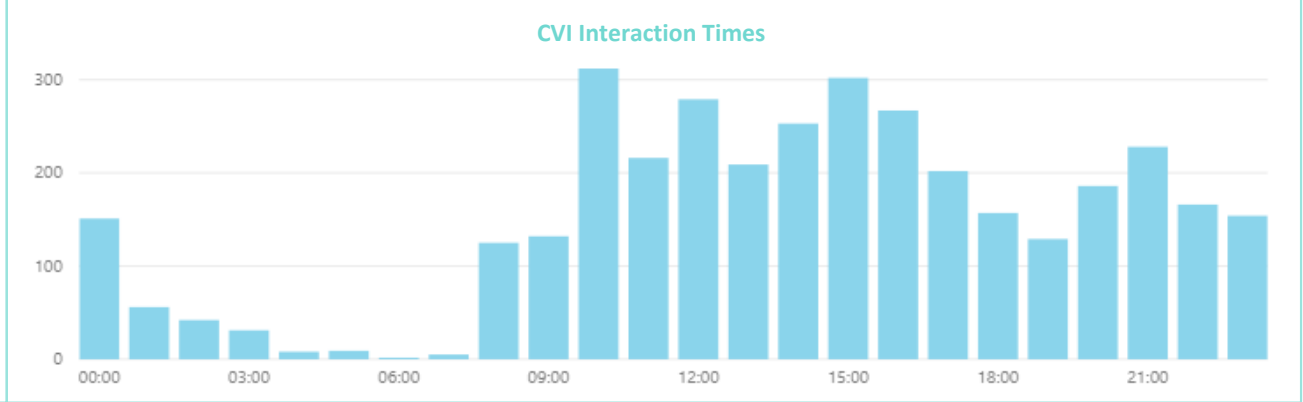
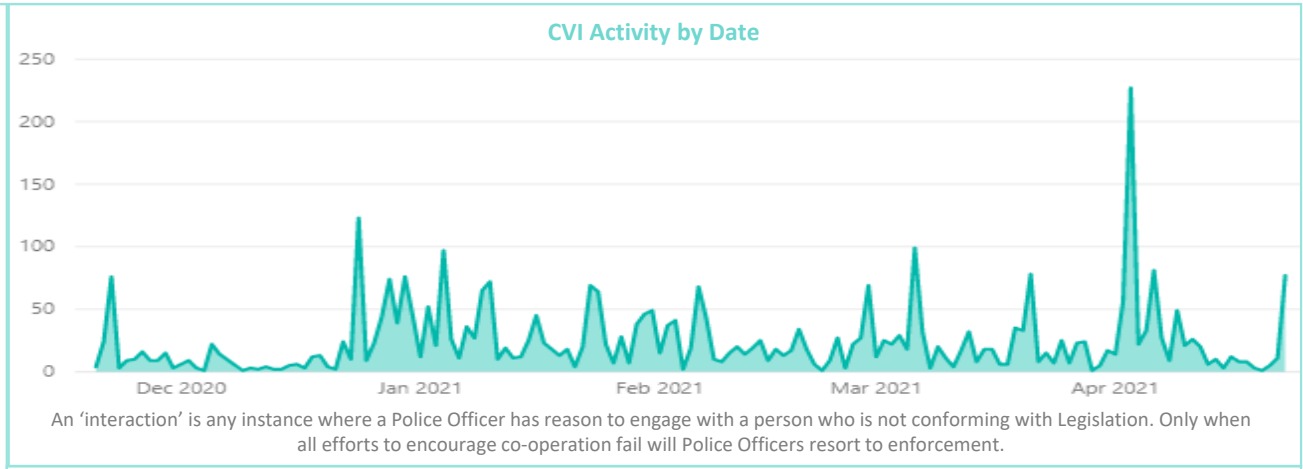
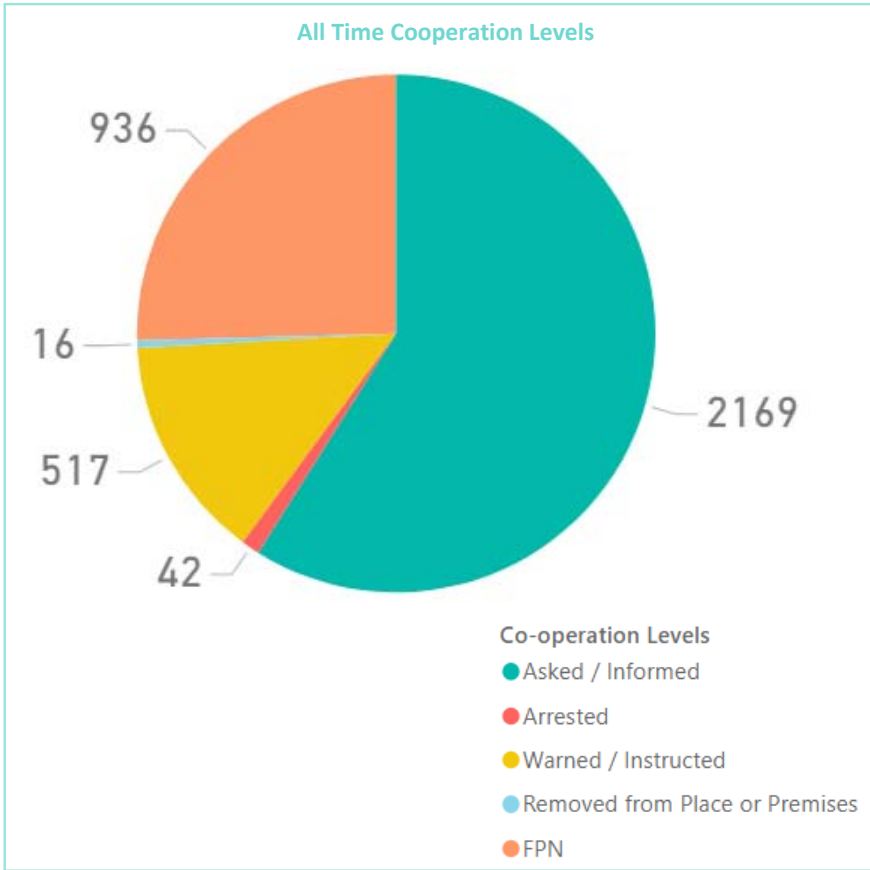
Due to the manual input required to form this data set, the contents of this slide are indicative only. Actual figures will differ from those recorded on Crime Systems (please see slide 11), may be subject to change, and cannot be considered Official Police Statistics. They do provide an indication of the public co-operation levels across Scotland.

No figures should be considered as Official Police Statistics. These may not yet have been verified or validated.

OFFICIAL



Travel Regulation Co-operation (20th November 2020 – 25 April 2021)



In order to report upon policing interventions in respect of the newly introduced Travel Regulations regarding travel to or from tiers 3 and 4, the CVI system has been updated. The above data is a sub-set of the wider CVI interventions reported on the previous slides and should not be considered as 'in addition to' the previous overall CVI activity slides.

In response to the introduction of The Health Protection (Coronavirus) (Restrictions) (Scotland) Regulations 2020 and Coronavirus Act 2020, Police Scotland developed a 'Coronavirus Interventions' (CVI) recording system. This system allowed Police Scotland to begin gathering data in relation to the public co-operation levels with the new legislation. This system relies on Police Officers manually updating the system with the co-operation level when they encounter an individual in contravention of the new legislation.

Due to the manual input required to form this data set, the contents of this slide are indicative only. Actual figures will differ from those recorded on Crime Systems (please see slide 11), may be subject to change, and cannot be considered Official Police Statistics. They do provide an indication of the public co-operation levels across Scotland.

No figures should be considered as Official Police Statistics. These may not yet have been verified or validated.

OFFICIAL

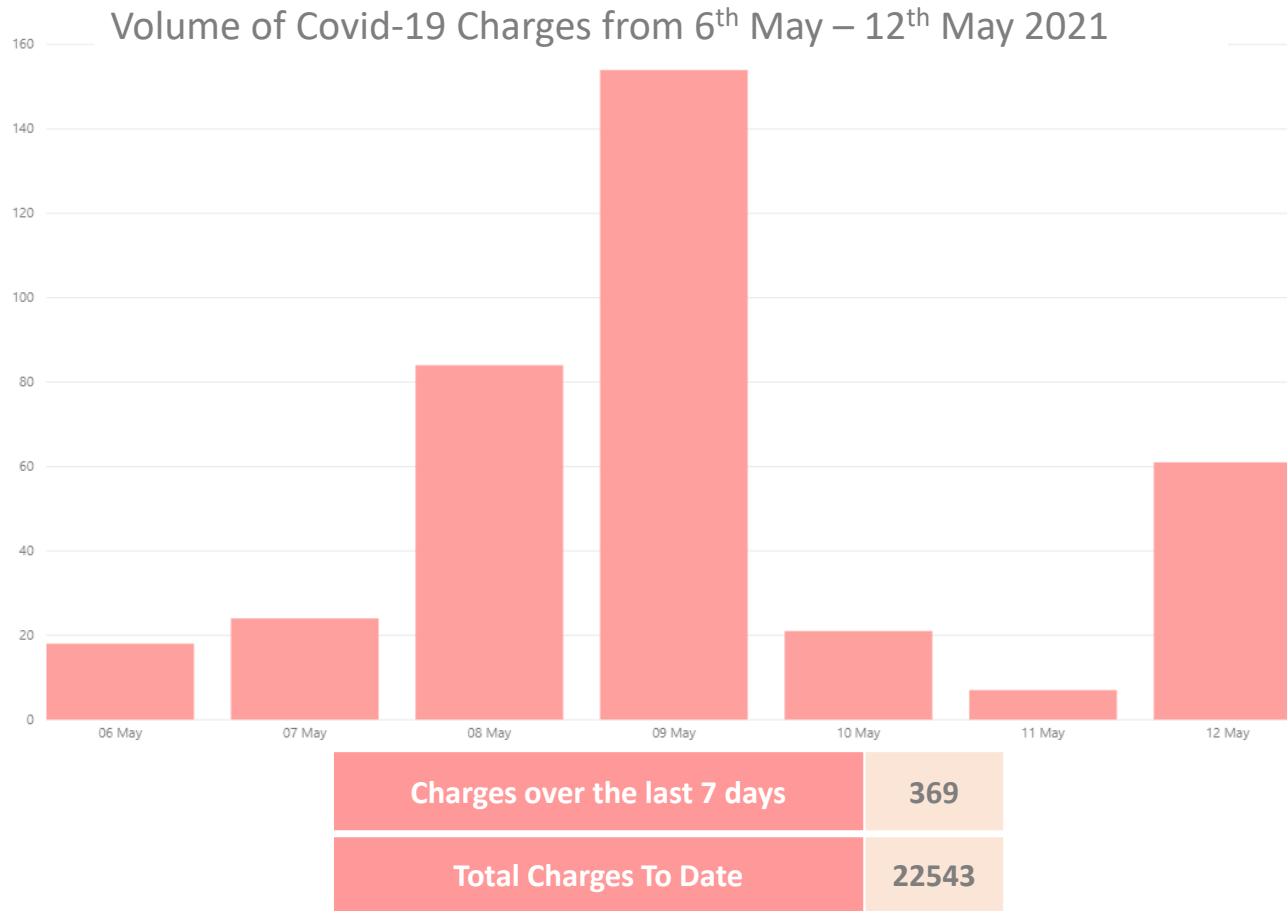


'Enforcement' of Coronavirus specific legislation

The following is a summary of all 'enforcement' action in relation to both The Health Protection (Coronavirus) (Restrictions) (Scotland) Regulations 2020 and Coronavirus Act 2020.

This includes all Fixed Penalty Notices issued and processed by Police Scotland. It also includes all occasions that a charge was libelled and recorded on Police Scotland's Crime Recording System against a person in relation to the aforementioned legislation. This is a true value of the volume of recorded 'enforcement' activity, but does not provide the granularity of the Coronavirus Intervention (CVI) recording system and does not capture the earlier phases of the '4 E's' approach.

These values remain subject to change as offences are retrospectively added or amended and do not match the indicative 'enforcement' values from the CVI recording system.



No figures should be considered as Official Police Statistics. These may not yet have been verified or validated.

OFFICIAL



ABSENCE

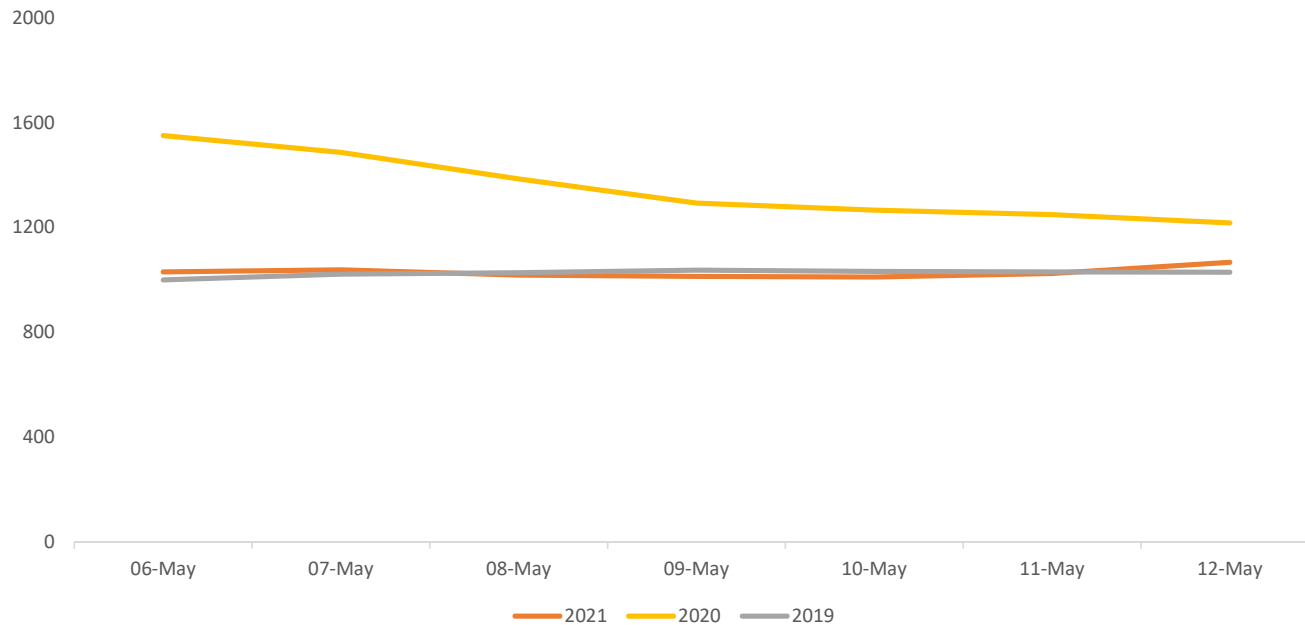
Police Scotland Absences (6th May – 12th May 2021)

12 May 2021	No.	Change from same day previous week	Change from same day previous week (%)
COVID-19	169	+20	+13%
Total Absences	1067	+35	+3%

Active Covid-19 Absence Reason

Precautionary Isolation	36
Symptoms	60
Tracing	15
Tracing – NHS Protect App	0
Acute COVID	6
Post COVID Syndrome	41
Ongoing Symptomatic	11

Weekly Absence Levels Line Graph – Comparison of this year to previous two years.



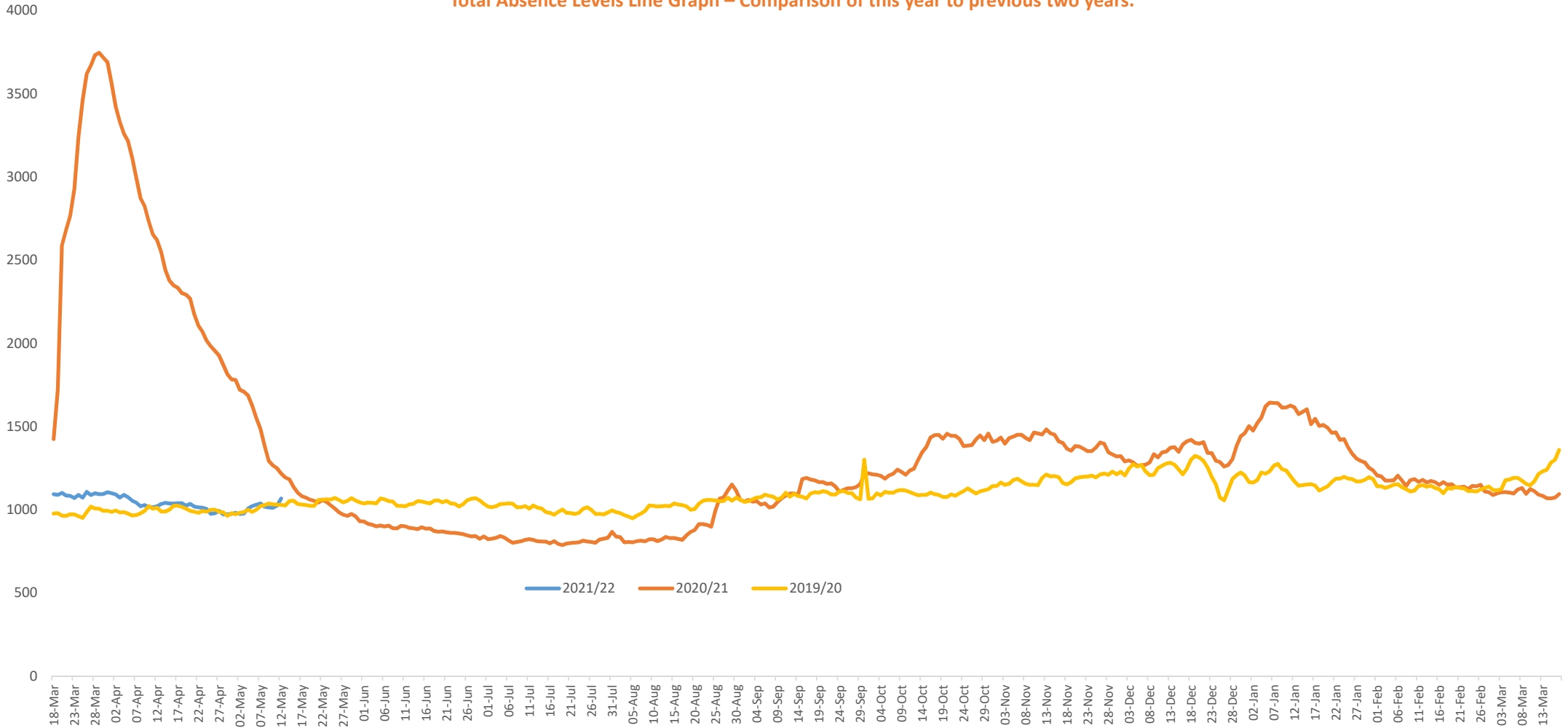
Absence levels are trending lower than last year but at a similar level with 2019.

Date	6-May	7-May	8-May	9-May	10-May	11-May	12-May
2021	1030	1038	1018	1013	1011	1024	1067
2020	1550	1486	1385	1293	1266	1249	1217
2019	1000	1022	1027	1037	1032	1030	1029



Total Absence (18th March 2020 – 12th May 2021)

Total Absence Levels Line Graph – Comparison of this year to previous two years.



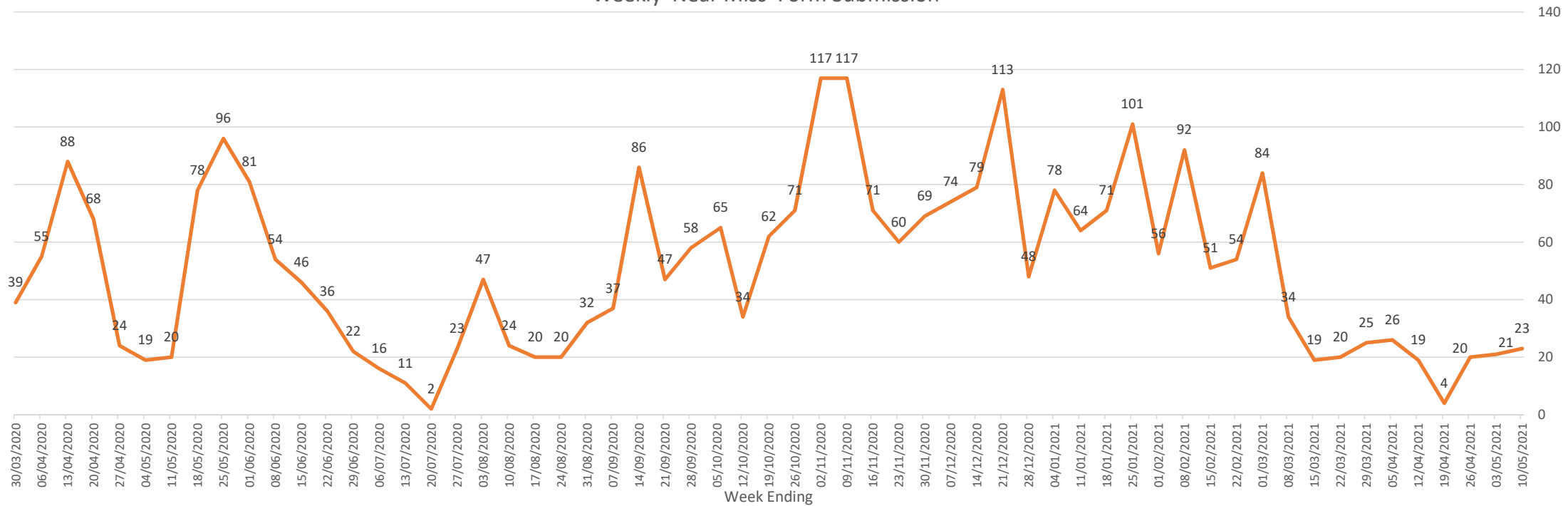
No figures should be considered as Official Police Statistics. These may not yet have been verified or validated.

OFFICIAL



Near Miss and Testing Data (w/e 23rd March 2020 – 10th May 2021)

Weekly 'Near Miss' Form Submission



'Near miss' forms in the context of the pandemic situation may be submitted for a variety of reasons. i.e. when officers are potentially exposed to: COVID-19 whilst not wearing PPE, where PPE malfunctions, or in any other instance an officer feels a risk to themselves in a specific occurrence relating to COVID-19.

This can occur due to the reactive nature of policing, as well as being influenced by training levels and supply of PPE. This number of 'Near Miss' weekly submissions is up slightly from last week.

The amount of forms submitted continues to be attributable to the process for requesting an asymptomatic COVID-19 screening test due to an occupational risk, requiring the submission of a 'near miss' form. Many of the reports would not have been submitted without this requirement. The number of incidents where a lack of PPE is identified has not risen.

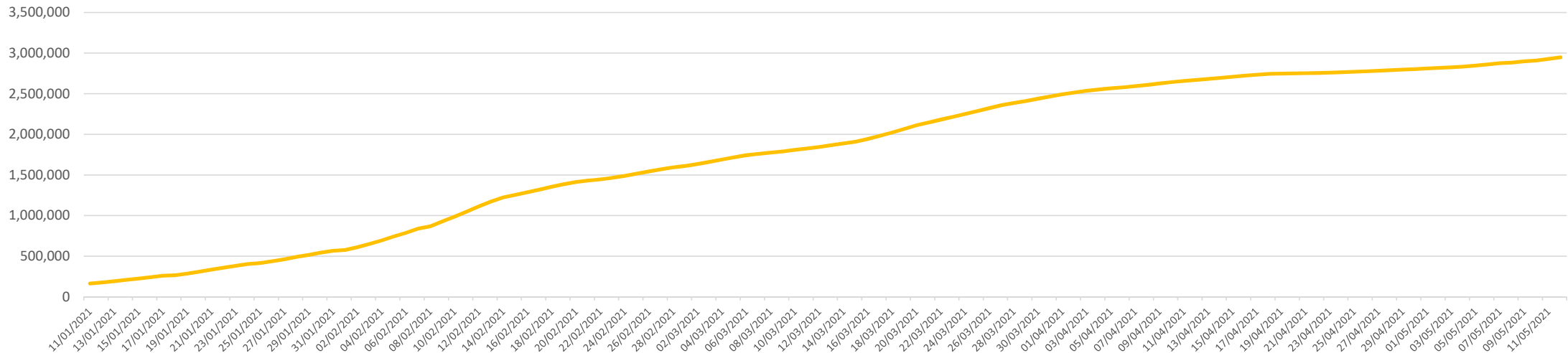
No figures should be considered as Official Police Statistics. These may not yet have been verified or validated.

OFFICIAL

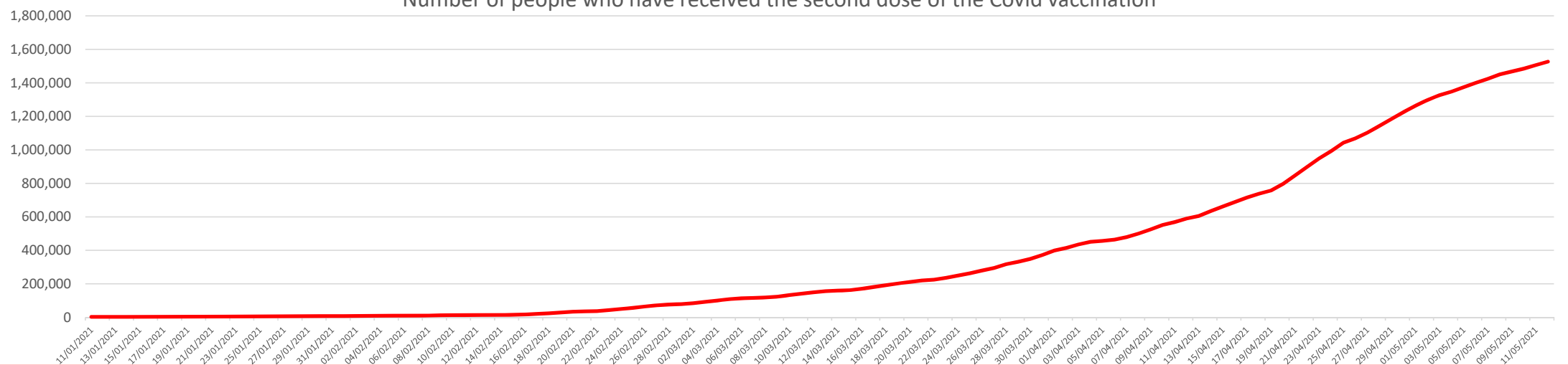


Total Vaccinations Scotland (26th January 2021 – 12th May 2021)

Number of people who have received the first dose of the Covid vaccination



Number of people who have received the second dose of the Covid vaccination



No figures should be considered as Official Police Statistics. These may not yet have been verified or validated.

OFFICIAL

Cumulative Service Centre Demand (19th March 2020 – 12th May 2021)



Total																																March		19-Mar																																			
2020 101 Ans	Total																															2020 101 Ans	19-Mar	20-Mar	21-Mar	22-Mar	23-Mar	24-Mar	25-Mar	26-Mar	27-Mar	28-Mar	29-Mar	30-Mar	31-Mar																								
2020 999 Ans	482766																															2020 999 Ans	1904	2036	1923	1558	1311	1447	1336	1299	1471	1302	1314	1259																									
April																																																																					
2020 101 Ans																																																																					
2020 999 Ans																																																																					
May																																																																					
2020 101 Ans																																																																					
2020 999 Ans																																																																					
June																																																																					
2020 101 Ans																																																																					
2020 999 Ans																																																																					
July																																																																					
2020 101 Ans																																																																					
2020 999 Ans																																																																					
August																																																																					
2020 101 Ans																																																																					
2020 999 Ans																																																																					
September																																																																					
2020 101 Ans																																																																					
2020 999 Ans																																																																					
October																																																																					
2020 101 Ans																																																																					
2020 999 Ans																																																																					
November																																																																					
2020 101 Ans																																																																					
2020 999 Ans																																																																					
December																																																																					
2020 101 Ans																																																																					
2020 999 Ans																																																																					

Total																															
2021 101 Ans	Total																														
2021 999 Ans	202250																														
January																															
2021 101 Ans																															
2021 999 Ans																															
February																															
2021 101 Ans																															
2021 999 Ans																															
March																															
2021 101 Ans																															
2021 999 Ans																															
April																															
2021 101 Ans																															
2021 999 Ans																															
May																															
2021 101 Ans																															
2021 999 Ans																															

No figures should be considered as Official Police Statistics. These may not yet have been verified or validated.

OFFICIAL

