



<b>Report To:</b>	<b>SPA Board Members</b>		
<b>Meeting Date:</b>		<b>Agenda Item:</b>	
<b>Report Title:</b>	<b>Operation Talla Weekly Update</b>		
<b>Sponsored by:</b>		<b>Presented by:</b>	<b>DCC Graham</b>
<b>Appendix Attached:</b>	<b>APPENDIX A – Weekly COVID-19 Bulletin</b>		
<b>Report Classification</b>			
<b>Police Scotland:</b>	<b>For Noting</b>		
<b>SPA:</b>	<b>For Noting</b>		
<b>EXECUTIVE SUMMARY</b>			
<b>1.</b>	<b>Purpose</b>		
1.1	<p>This paper provides the Scottish Police Authority (SPA) with a weekly update on policing changes seen during Operation TALLA, Police Scotland's COVID-19 response.</p> <p>This report contains the preceding week's information and data on changing demands within the service centre, incident attendance and crime. It will also consider our COVID-19 response including our use of the emergency legislation and how we are assisting our officers and staff welfare throughout these challenging times.</p> <p>This update will have a reporting period of Thursday to Wednesday. For the purpose of this report, the week of Thursday 25th June 2020 to Wednesday 1st July 2020 is considered.</p>		
<b>2.</b>	<b>Decision Requested</b>		
2.1	N/A		
<b>3.</b>	<b>Recommendation</b>		
3.1	N/A		
<b>4.</b>	<b>Alignment to Police Scotland Strategic Outcomes</b>		
4.1	<p>This report aligns to both Police Scotland's Strategic Outcomes and the Operation TALLA Strategic Objectives as set out by DCC Malcolm Graham.</p> <p>This report discusses the flexible and adaptable response to the challenges posed by COVID-19 by Police Scotland (SO1, SO2 and SO5). It further highlights the activities undertaken by Police Scotland to protect our people (SO4). The levels of intervention activity discussed in the report serve to protect our communities from COVID-19 (SO1, SO2). The frequent, transparent publication of papers, such as this, and those published on the Police Scotland website provide engagement with communities, to maintain trust and confidence (SO3).</p>		

5.	Main Report
----	-------------

## 5.1 CURRENT LANDSCAPE

Over the last week, as Scotland remains within 'Phase 2' of the 'Route map through and out of the Crisis,' Police Scotland have continued their approach applying the updated guidelines accordingly. The initial changes in 'Phase 2' which came into effect on Fri 19<sup>th</sup> June allowed those living alone or single parents with children under 18 to widen their 'social bubble.' Face coverings became mandatory for anyone using public transport from Monday 22<sup>nd</sup> June. The quarantine regulations continue to be applied to those entering the UK from abroad.

The weather during this week has deteriorated, with hot sunny weather seen at the beginning of the week and rain seen towards the end of the week. This is assessed to have had an impact on the behaviour of the public, which can be seen within the Covid-19 policing intervention data that will be discussed within this report.

## 5.2 SERVICE CENTRE DEMAND

In the last week, the volume of 101 and 999 calls decreased slightly compared to the previous week. The total number of 101 and 999 answered by Police Scotland are both around ten percent lower this week than the levels seen during the same period last year.

## 5.3 INCIDENT DEMAND

There is no significant change in total incident volumes when compared to last week

Public nuisance incidents saw a decrease of 14% when compared to last week. However, in contrast, noise complaints have increased 14%. This may be attributable to the poor weather that has caused less persons to congregate outside, but increased activity within dwellings causing noise.

In comparison to the previous year, most incident types continue to trend at lower levels with the notable exception of public nuisance and noise, which continue to trend at considerably higher levels.

## 5.4 CRIME

Crime is currently lower than seasonal averages. Recorded crime has increased approximately 8% from the previous week, but is still 10% lower than last year. There are no significant crime trends to report this week.

## **5.5 COVID-19 INTERVENTION ACTIVITY**

As the governmental guidance enters 'Phase 2' of easing lockdown restrictions, Police Scotland's approach to the use of COVID-19 legislation continues to be to firstly engage with people, explain the provisions and encourage them to comply with the necessary restrictions, with enforcement action being taken only where absolutely necessary.

The overall style and tone and style of policing the pandemic in Scotland has not changed since the inception of the public health emergency.

In the last seven days, Police Scotland officers attended 17623 incidents.

The COVID-19 intervention powers have been used on 4290 occasions over the same time period, this is a 115% increase on last week's figures. This is attributable to large scale breaches of lockdown last Thursday, in a very well publicised case at Kelvingrove Park where 2500 people were asked or instructed to leave by Police. Despite this significant incident, there has only been 1 FPN and 5 arrests recorded for the week, reinforcing the trend that most people will desist when requested by the Police and are responding well to the '4E approach' adopted by Police Scotland.

Due to the manual nature of data recording for these lower level interventions, Police Scotland may not capture every occurrence of such activity. It is highly likely that the percentage of intervention activity which results in enforcement is actually smaller than reported.

## **5.6 PERSONAL PROTECTIVE EQUIPMENT (PPE)**

Securing suitable PPE remains an ongoing priority and the dedicated Logistics cell has continued to provide extensive training, equipping and resupply, operating on an early shift late shift basis. Supply lines remain fragile and this will be a long term challenge.

Up to and including the 1<sup>st</sup> July, over 14900 frontline police officers and staff have been trained in, supplied or resupplied appropriate PPE. This is in conjunction with the provision of significant measures to implement physical distancing within the workplace wherever possible.

Protest activity taking place across the country continues to impact the PPE usage, and it is unclear as yet what bearing if any the newly introduced legislation around compulsory wearing of face coverings on public transport will have.

## **5.7 ABSENCE**

Over the past week, employee absence levels have consistently trended below levels of the same dates in 2019. Those absences related to COVID-19 have also continued to decline. This has been an established pattern since the last week in May. It was anticipated that the Scottish approach to 'Test and Protect' in order to limit the spread of the virus moving forwards, may have seen pockets of absence across teams or shifts. This has yet to materialise.

## **5.8 OFFICER AND STAFF COVID-19 SCREENING**

People & Development continue to support our workforce and to provide reassurance to officers and staff who are symptomatic. To assist with returning officers and staff to work as soon as possible, a formal COVID-19 testing regime continues. Up to and including 25th June over 1200 tests have been arranged. From all testing around 200 have returned as positive for COVID-19.

Testing of asymptomatic officers and staff based on risk commenced on 14th May and around 260 tests have been arranged up to and including 1<sup>st</sup> July. None of these tests have yet returned a positive result. Further work continues to establish if such testing could become more widely available as the Scottish Government Test and Protect strategy is implemented.

Police Scotland continues to be engaged in discussions about the opportunities to introduce workplace antibody testing should a valid test become available in Scotland.

## **5.9 COVID-19 NEAR MISSES**

'Near-miss' forms in the context of the pandemic situation may be submitted for a variety of reasons i.e. when officers are potentially exposed to COVID-19 whilst not wearing PPE, where PPE malfunctions, or in any other instance an officer feels a risk to themselves in a specific occurrence relating to COVID-19. This can occur due to the reactive nature of policing, as well as being influenced by training levels and supply of PPE.

In the last week we have seen 22 of these forms submitted, which has continued the downward trend. This number of forms submitted continues to be attributable to the process for requesting an asymptomatic COVID-19 screening test due to an occupational risk requiring the submission of a 'near-miss' form.

This week it accounted for over 90% of forms submitted.

## **5.10 CUSTODY**

'Custody volume' refers to the amount of individuals held in Police Scotland custody facilities at a given time. The number of custodies fell on the approach to 'lockdown', reaching their lowest level on 29th March. Since that date, total custody volumes have increased and, in recent weeks have been comparable to pre-COVID business as usual levels. The organisation is seeing traditional weekend peaks returning which was less noticeable during the early stages of lockdown. COVID custody levels (those custodies purported to have COVID symptoms) have been trending at a slight increase week on week.

## **5.11 SUBMISSION**

This report is submitted to the SPA for information and consideration.

**OFFICIAL**

Appendix A – COVID-19 Weekly Bulletin contains the information which will be released publically by Police Scotland. This information will continue to be released weekly and will synchronise with the weekly SPA reporting for consistent, single data timelines.

# COVID-19 WEEKLY BULLETIN

## 25th June – 1<sup>st</sup> July 2020

SERVING A  
CHANGING SCOTLAND



SCOTTISH POLICE  
**AUTHORITY**

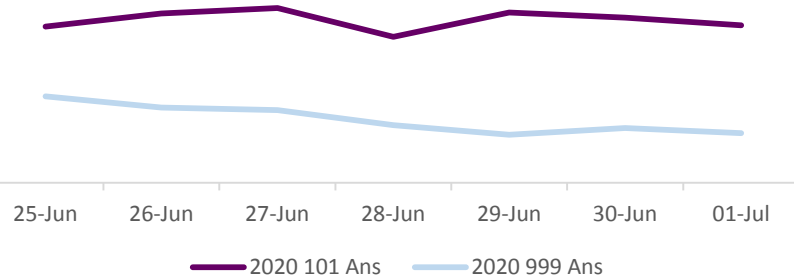
No figures should be considered as Official Police Statistics. These may not yet have been verified or validated.

OFFICIAL

## Service Centre Demand

### Service Centre Demand

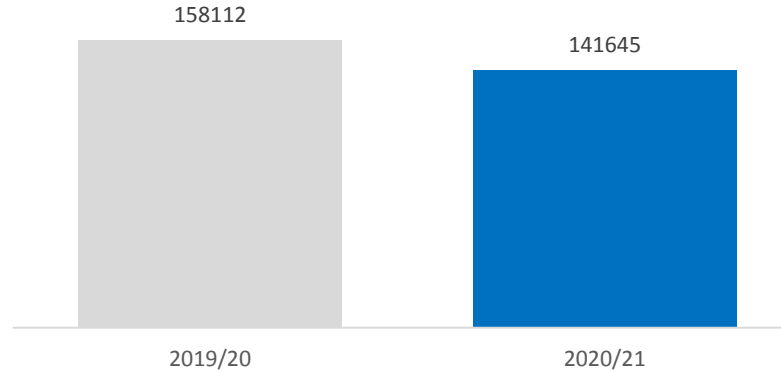
The volume of 101 calls answered has remained at a relatively consistent level throughout the week. The volume of 999 calls answered also remains relatively consistent throughout the week.



## Crime Levels

### Crime Volume (19 March – Present compared to Previous Year)

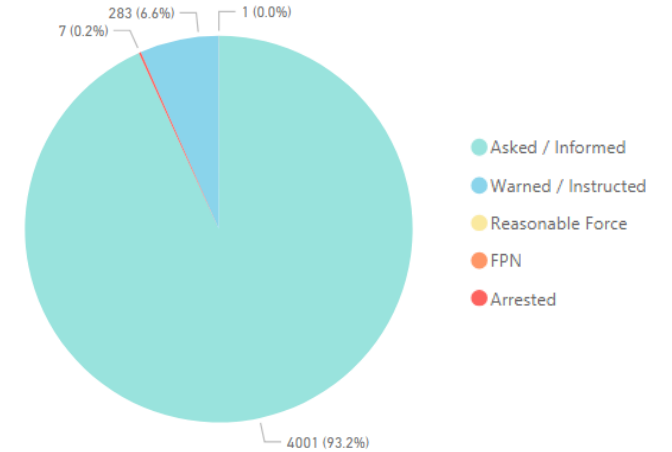
Crime has continued to trend at levels lower than the seasonal average, and total volume year to date is still considerably lower than last year. Total 'Year to Date' volume is displayed below, further data is available in the Crime slide.



## Coronavirus Legislation

### Co-operation with new Coronavirus Legislation

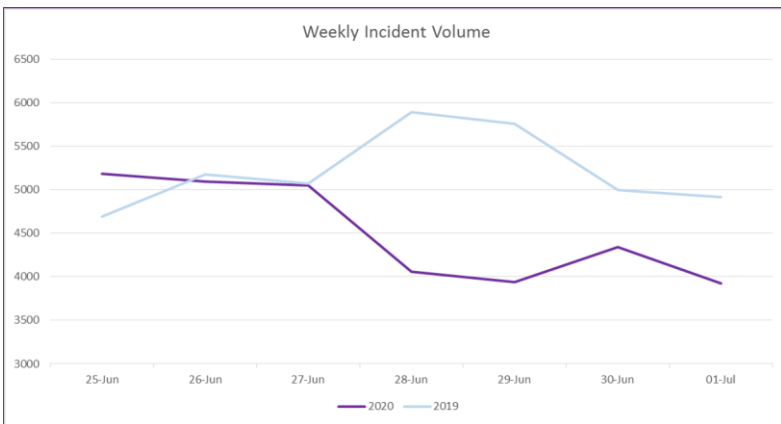
The below chart is indicative of the co-operation levels experienced by Police over the last 7 days. The vast majority of interactions between Police and the public continue to be resolved without enforcement.



## Incident Demand

### Incident Demand

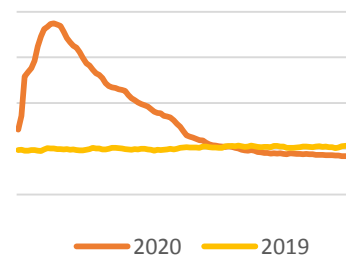
Incident volume this week has reduced slightly as the week went on and continues to show lower levels compared to the same time last year.



## Staff Absence and Welfare

### Absences

Absences are now trending lower when compared to 2019.

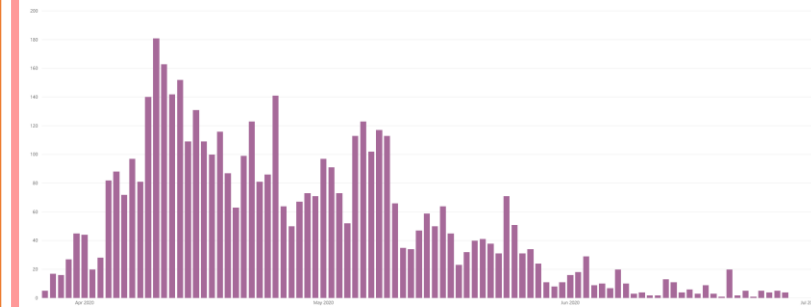


### Staff COVID Screening

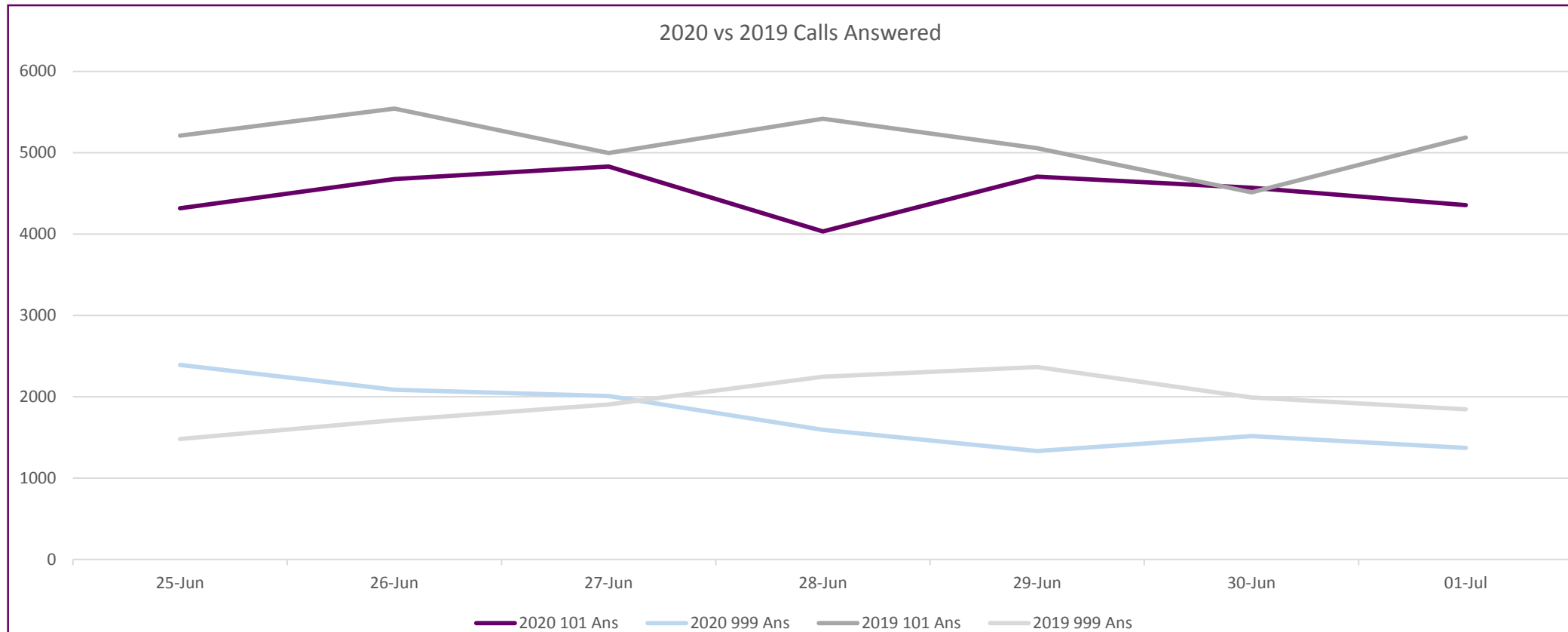
Testing of key workers for COVID-19 continues and the number of tests arranged for Police Scotland employees is broken down later in this report.

### Total Number of Interactions Relating to Coronavirus Legislation

The below chart is indicative of the total number of FPNs issued and charges libelled since the introduction of the new legislation.



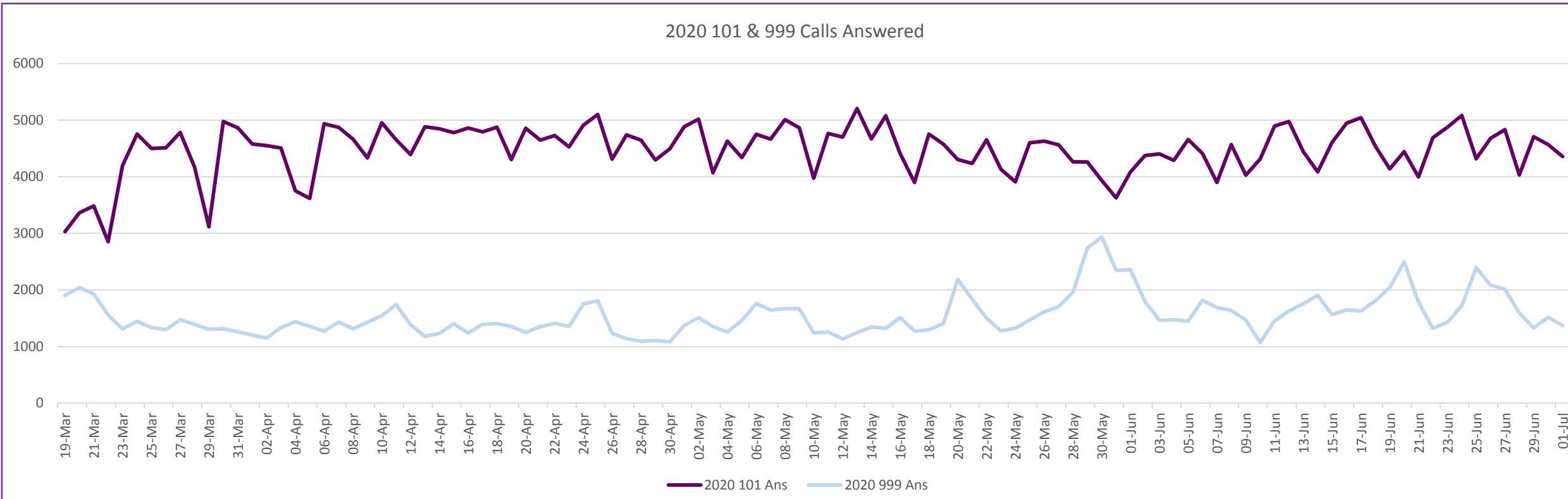
# Weekly Service Centre Demand (25th June – 1st July 2020)



	25-Jun	26-Jun	27-Jun	28-Jun	29-Jun	30-Jun	01-Jul	Total
<b>2020 101 Ans</b>	4316	4677	4831	4033	4706	4569	4357	<b>31489</b>
<b>2020 999 Ans</b>	2392	2085	2010	1593	1332	1518	1371	<b>12301</b>
<b>2019 101 Ans</b>	5211	5541	4996	5418	5056	4513	5187	<b>35922</b>
<b>2019 999 Ans</b>	1480	1714	1904	2247	2366	1990	1845	<b>13546</b>



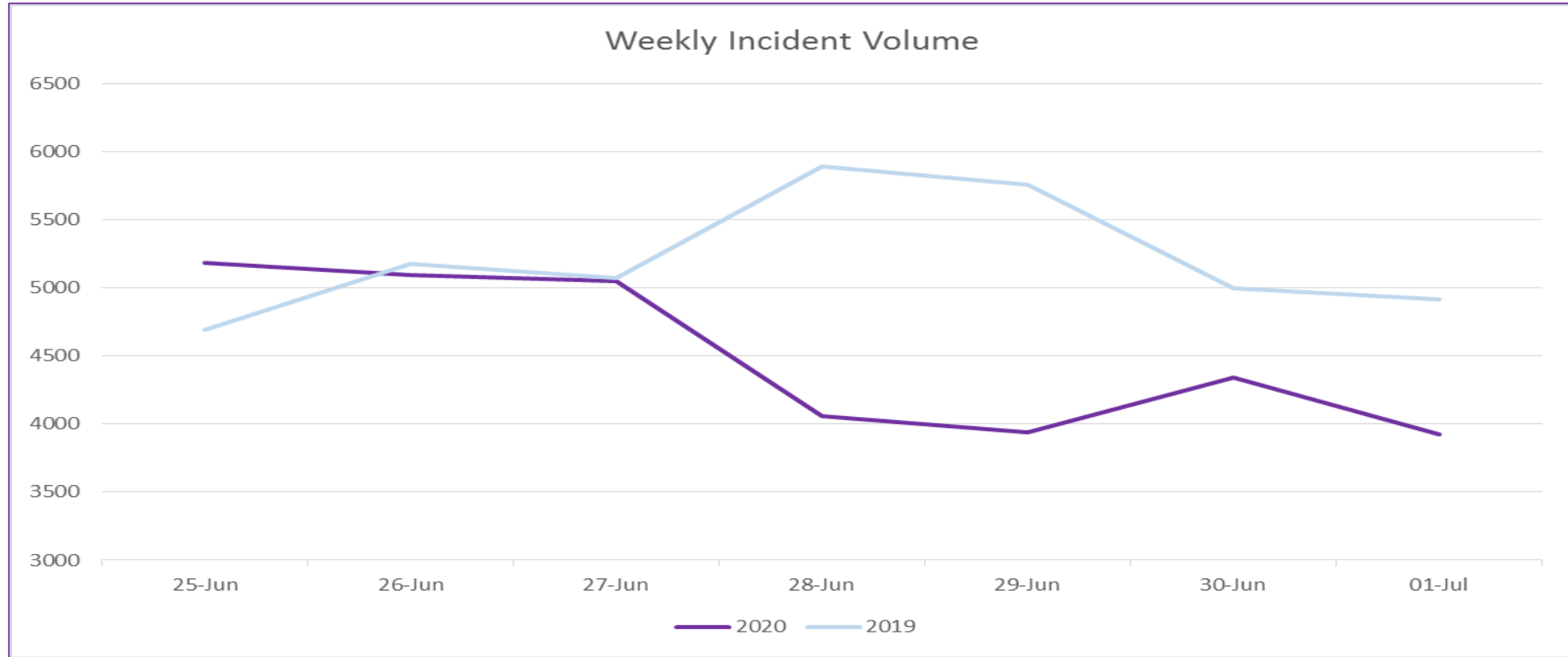
# Cumulative Service Centre Demand (19th March – 1st July 2020)



Total		March																													
Total	Total	19-Mar	20-Mar	21-Mar	22-Mar	23-Mar	24-Mar	25-Mar	26-Mar	27-Mar	28-Mar	29-Mar	30-Mar	31-Mar	19-Mar	20-Mar	21-Mar	22-Mar	23-Mar	24-Mar	25-Mar	26-Mar	27-Mar	28-Mar	29-Mar	30-Mar	31-Mar				
2020 101 Ans	469659	3029	3362	3484	2852	4196	4755	4499	4510	4784	4169	3115	4977	4866	1904	2038	1929	1558	1311	1447	1336	1299	1471	1391	1302	1314	1259				
2020 999 Ans	162200	1204	1145	1333	1440	1355	1272	1432	1312	1426	1545	1739	1386	1182	1232	1403	1238	1391	1406	1354	1248	1348	1408	1353	1752	1808	1231	1137	1090	1106	1082
April	01-Apr	02-Apr	03-Apr	04-Apr	05-Apr	06-Apr	07-Apr	08-Apr	09-Apr	10-Apr	11-Apr	12-Apr	13-Apr	14-Apr	15-Apr	16-Apr	17-Apr	18-Apr	19-Apr	20-Apr	21-Apr	22-Apr	23-Apr	24-Apr	25-Apr	26-Apr	27-Apr	28-Apr	29-Apr	30-Apr	
2020 101 Ans	4579	4550	4506	3753	3618	4935	4873	4663	4332	4954	4654	4394	4881	4846	4780	4861	4793	4874	4303	4856	4647	4728	4530	4910	5101	4311	4739	4647	4295	4494	
2020 999 Ans	1204	1145	1333	1440	1355	1272	1432	1312	1426	1545	1739	1386	1182	1232	1403	1238	1391	1406	1354	1248	1348	1408	1353	1752	1808	1231	1137	1090	1106	1082	
May	01-May	02-May	03-May	04-May	05-May	06-May	07-May	08-May	09-May	10-May	11-May	12-May	13-May	14-May	15-May	16-May	17-May	18-May	19-May	20-May	21-May	22-May	23-May	24-May	25-May	26-May	27-May	28-May	29-May	30-May	31-May
2020 101 Ans	4884	5017	4069	4630	4340	4751	4665	5008	4865	3974	4764	4701	5205	4668	5080	4412	3898	4754	4576	4302	4235	4652	4131	3911	4600	4629	4563	4264	4260	3935	3626
2020 999 Ans	1369	1509	1353	1257	1461	1761	1644	1670	1666	1240	1257	1135	1244	1344	1322	1510	1271	1295	1407	2185	1831	1500	1278	1325	1467	1613	1702	1961	2741	2936	2342
June	01-Jun	02-Jun	03-Jun	04-Jun	05-Jun	06-Jun	07-Jun	08-Jun	09-Jun	10-Jun	11-Jun	12-Jun	13-Jun	14-Jun	15-Jun	16-Jun	17-Jun	18-Jun	19-Jun	20-Jun	21-Jun	22-Jun	23-Jun	24-Jun	25-Jun	26-Jun	27-Jun	28-Jun	29-Jun	30-Jun	
2020 101 Ans	4086	4376	4403	4289	4657	4411	3899	4568	4029	4315	4896	4974	4443	4086	4608	4947	5045	4538	4139	4441	3994	4691	4877	5084	4316	4677	4831	4033	4706	4569	
2020 999 Ans	2356	1791	1465	1470	1448	1819	1690	1637	1467	1070	1452	1629	1757	1902	1564	1646	1628	1805	2041	2493	1786	1321	1429	1720	2392	2085	2010	1593	1332	1518	
July	01-Jul																														
2020 101 Ans	4357																														
2020 999 Ans	1371																														

No figures should be considered as Official Police Statistics. These may not yet have been verified or validated.

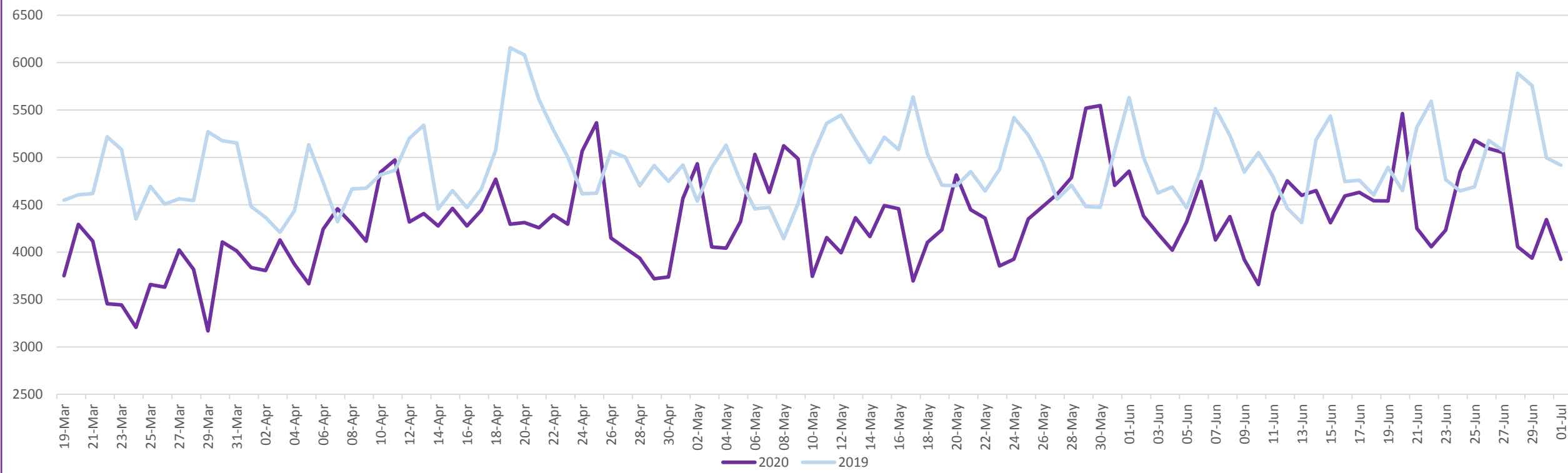
# Weekly Incident Demand (25th June – 1st July 2020)



	25-Jun	26-Jun	27-Jun	28-Jun	29-Jun	30-Jun	01-Jul	Total
<b>2020</b>	5182	5094	5051	4058	3936	4345	3924	<b>31590</b>
<b>2019</b>	4690	5180	5071	5889	5759	4996	4918	<b>36503</b>

# Cumulative Incident Demand (19th March – 1st July 2020)

Incident Volume



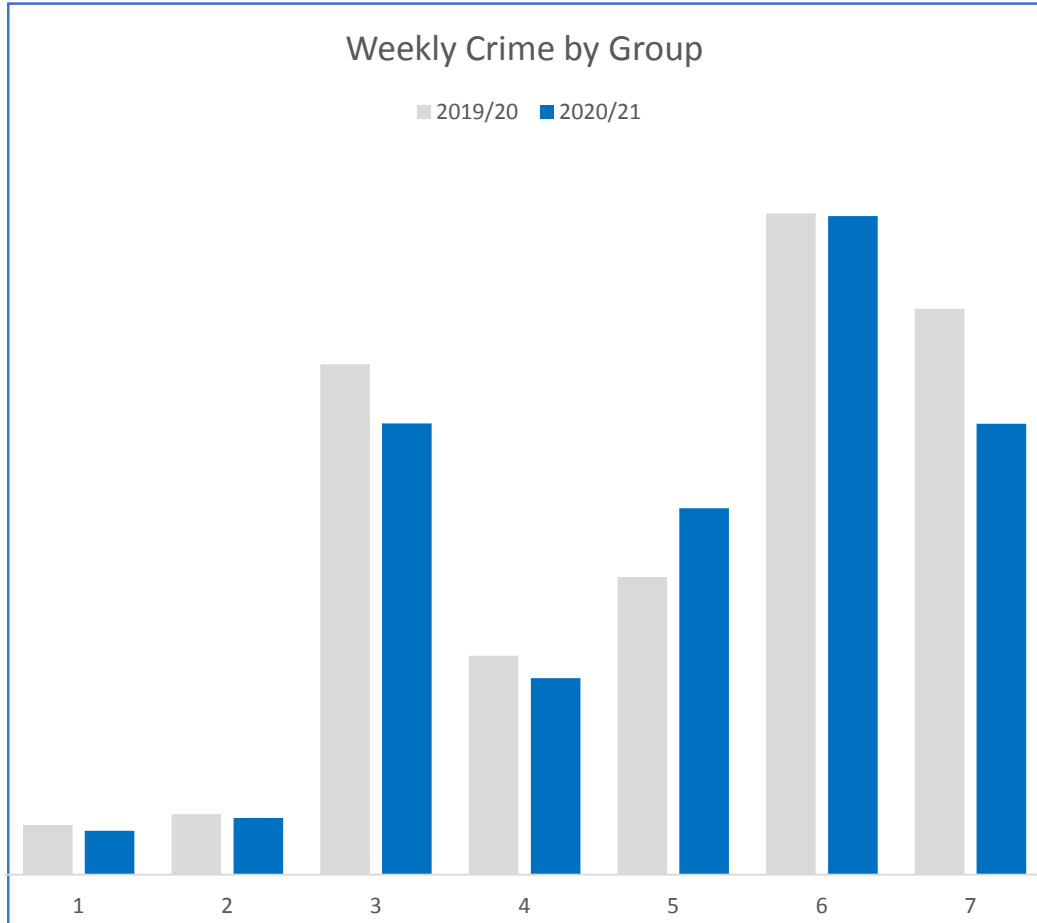
Total	Total																													March	19-Mar	20-Mar	21-Mar	22-Mar	23-Mar	24-Mar	25-Mar	26-Mar	27-Mar	28-Mar	29-Mar	30-Mar	31-Mar
<b>2020</b>	<b>454076</b>																													<b>2020</b>	3752	4293	4117	3455	3443	3207	3659	3631	4023	3819	3169	4109	4014
<b>2019</b>	<b>514787</b>																													<b>2019</b>	4549	4606	4618	5217	5082	4351	4695	4507	4564	4544	5270	5176	5152
April	01-Apr	02-Apr	03-Apr	04-Apr	05-Apr	06-Apr	07-Apr	08-Apr	09-Apr	10-Apr	11-Apr	12-Apr	13-Apr	14-Apr	15-Apr	16-Apr	17-Apr	18-Apr	19-Apr	20-Apr	21-Apr	22-Apr	23-Apr	24-Apr	25-Apr	26-Apr	27-Apr	28-Apr	29-Apr	30-Apr													
2020	3837	3806	4130	3874	3666	4242	4458	4298	4117	4844	4974	4319	4408	4277	4462	4276	4444	4771	4296	4312	4258	4395	4296	5067	5366	4150	4042	3937	3719	3738													
2019	4482	4368	4209	4436	5134	4738	4321	4668	4676	4818	4863	5202	5340	4457	4651	4470	4668	5079	6157	6080	5611	5292	5004	4617	4622	5063	5002	4701	4915	4747													
May	01-May	02-May	03-May	04-May	05-May	06-May	07-May	08-May	09-May	10-May	11-May	12-May	13-May	14-May	15-May	16-May	17-May	18-May	19-May	20-May	21-May	22-May	23-May	24-May	25-May	26-May	27-May	28-May	29-May	30-May	31-May												
2020	4568	4932	4056	4042	4324	5033	4631	5122	4986	3746	4155	3995	4363	4164	4492	4458	3697	4104	4237	4814	4447	4360	3854	3927	4350	4481	4613	4787	5520	5547	4706												
2019	4921	4539	4896	5130	4749	4458	4474	4144	4516	5012	5361	5445	5189	4946	5213	5083	5637	5037	4707	4701	4851	4647	4873	5420	5236	4957	4559	4708	4482	4473	5074												
June	01-Jun	02-Jun	03-Jun	04-Jun	05-Jun	06-Jun	07-Jun	08-Jun	09-Jun	10-Jun	11-Jun	12-Jun	13-Jun	14-Jun	15-Jun	16-Jun	17-Jun	18-Jun	19-Jun	20-Jun	21-Jun	22-Jun	23-Jun	24-Jun	25-Jun	26-Jun	27-Jun	28-Jun	29-Jun	30-Jun													
2020	4854	4383	4197	4021	4321	4747	4130	4377	3922	3658	4421	4754	4599	4651	4311	4593	4632	4542	4540	5462	4252	4057	4232	4849	5182	5094	5051	4058	3936	4345													
2019	5632	5002	4626	4689	4469	4882	5515	5233	4847	5051	4801	4464	4312	5186	5438	4746	4759	4603	4895	4650	5317	5594	4766	4647	4690	5180	5071	5889	5759	4996													
July	01-Jul																																										
2020	3924																																										
2019	4918																																										

Note: No figures should be considered as Official Police Statistics. These may not yet have been verified or validated.

# Weekly Crime Demand (25th June – 1<sup>st</sup> July 2020)

### Weekly Crime by Group

■ 2019/20 ■ 2020/21

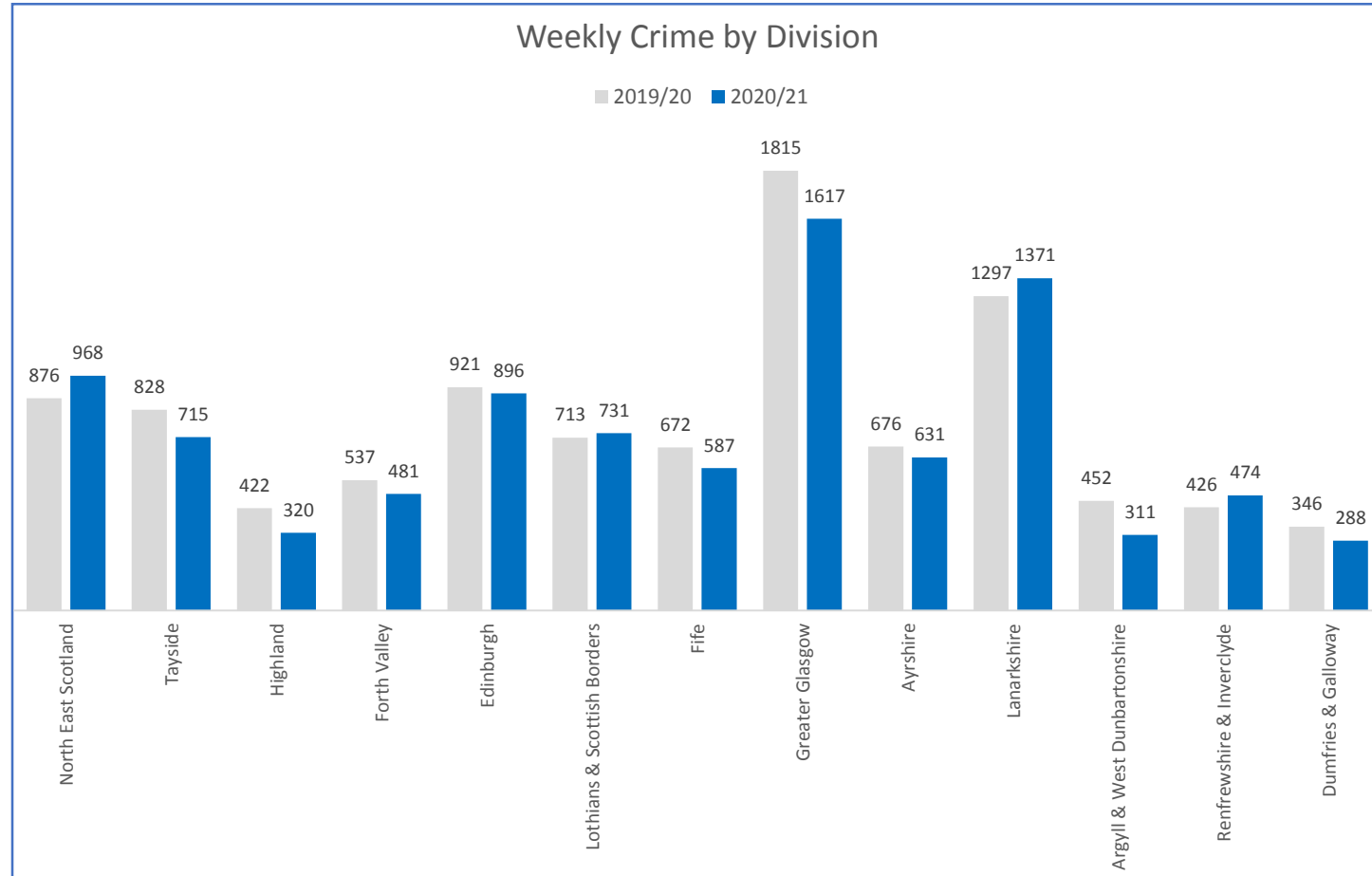


Crime Group	1	2	3	4	5	6	7	Total
2019/20	210	255	2155	924	1257	2791	2389	<b>9981</b>
2020/21	185	239	1905	830	1547	2780	1904	<b>9390</b>

More information regarding Crime Groups can be found [via this link](#)

### Weekly Crime by Division

■ 2019/20 ■ 2020/21

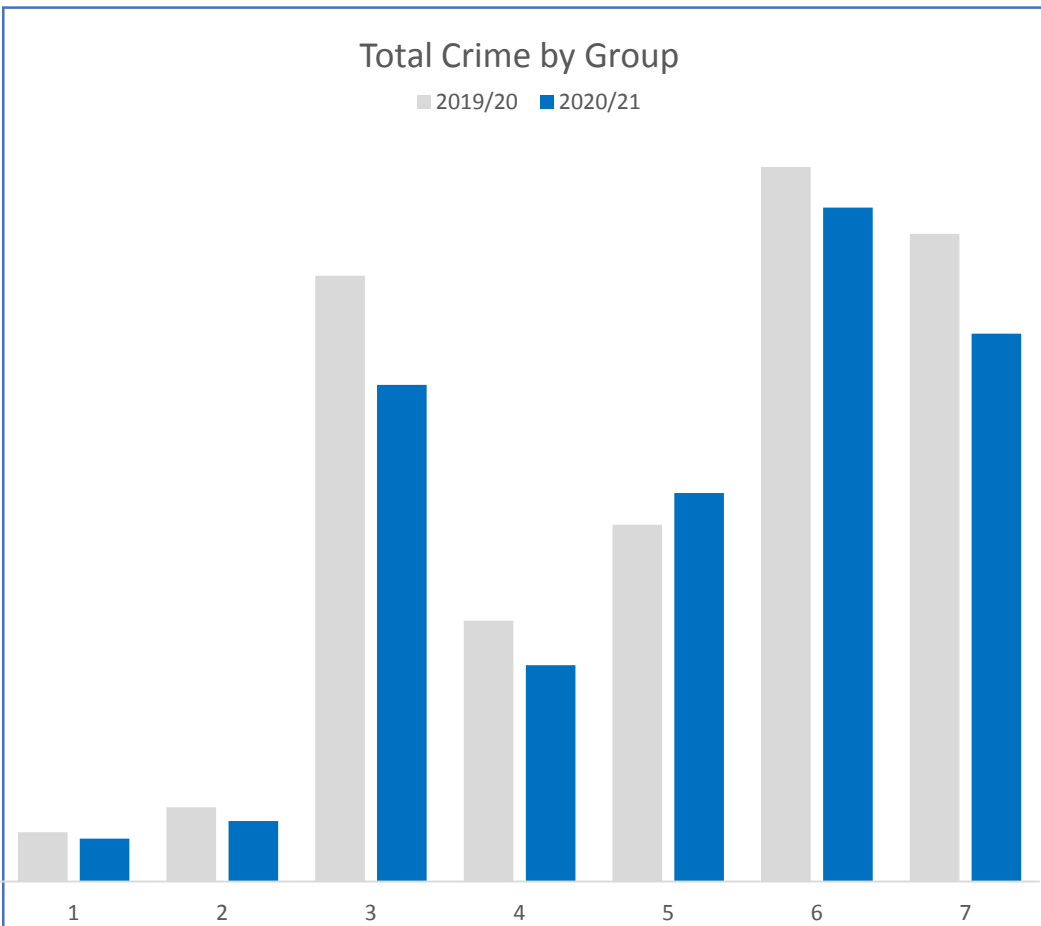


Most Crime Groups (with exception of Group 5) show a decrease when the preceding weeks volume is compared to the same period in 2019. Most divisions this week have noted a decrease in crime volumes, however there are four exceptions, spread around the country with no geographical pattern to report.

# Cumulative Crime Demand (9th March – 1st July 2020)

### Total Crime by Group

■ 2019/20 ■ 2020/21

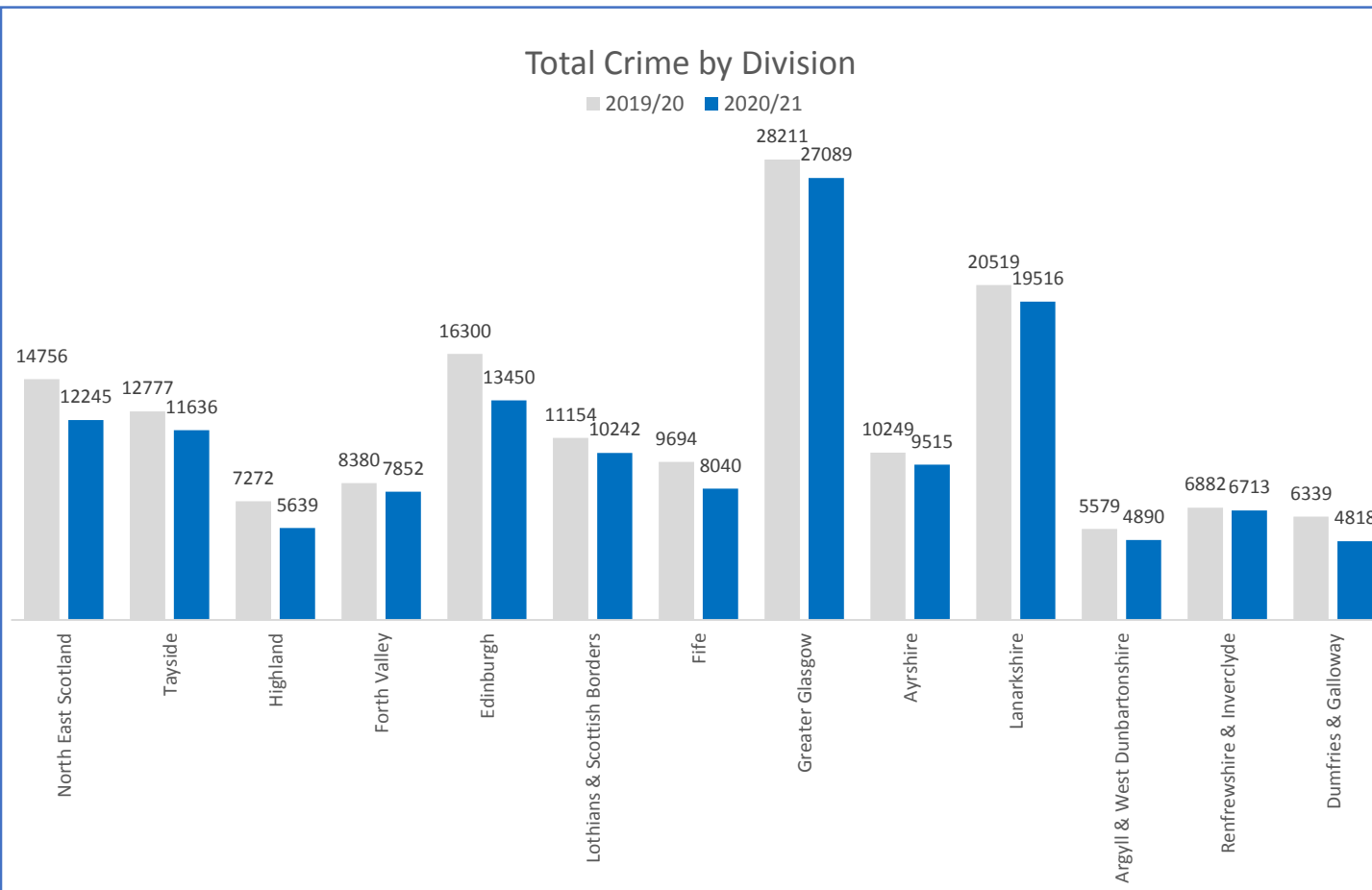


Crime Group	1	2	3	4	5	6	7	Total
2019/20	2888	4342	35354	15216	20826	41697	37789	<b>158112</b>
2020/21	2511	3534	28988	12622	22681	39331	31978	<b>141645</b>

More information regarding Crime Groups can be found [via this link](#)

### Total Crime by Division

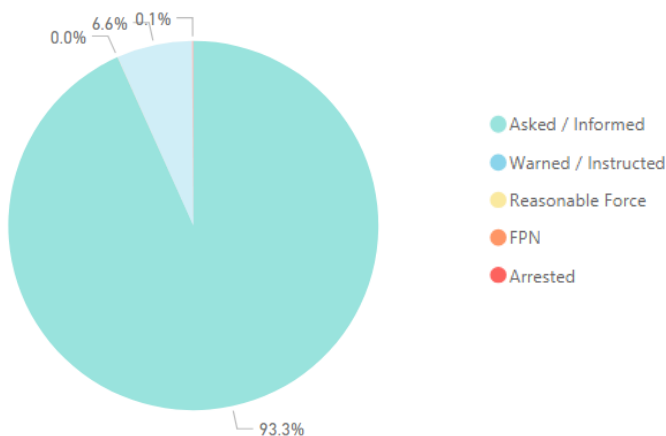
■ 2019/20 ■ 2020/21



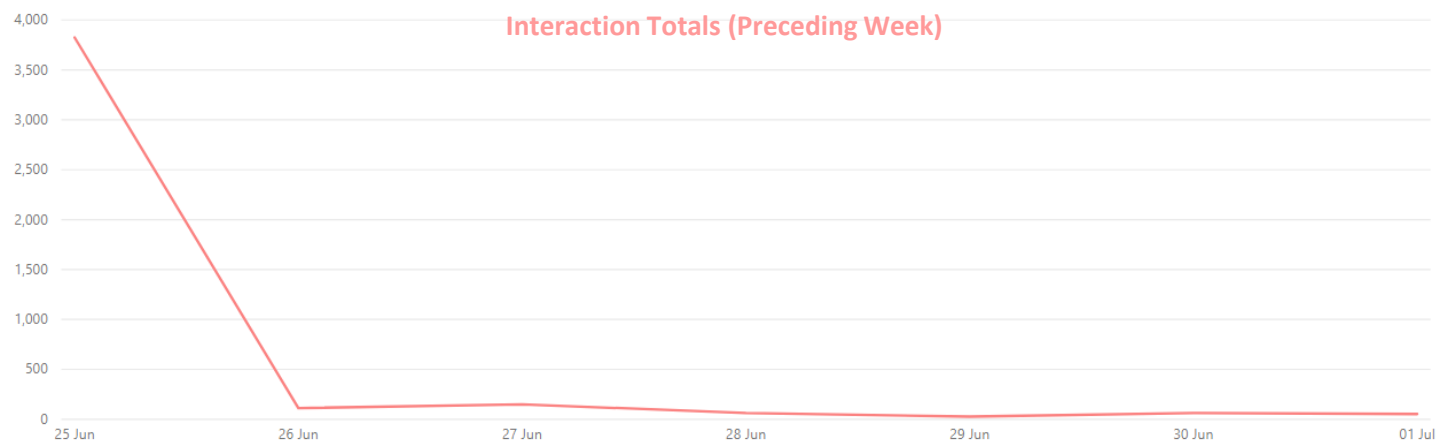
All Crime Groups (with the exception of Group 5) show a decrease in volume when compared to the same period in 2019. Group 5 crime is higher in volume and has increased in the weekly records as mentioned. All Divisions show a cumulative decrease in volume when compared to the same time period in 2019.

# Weekly Coronavirus Legislation Co-operation (25th June – 1st July 2020)

### Weekly Cooperation Levels

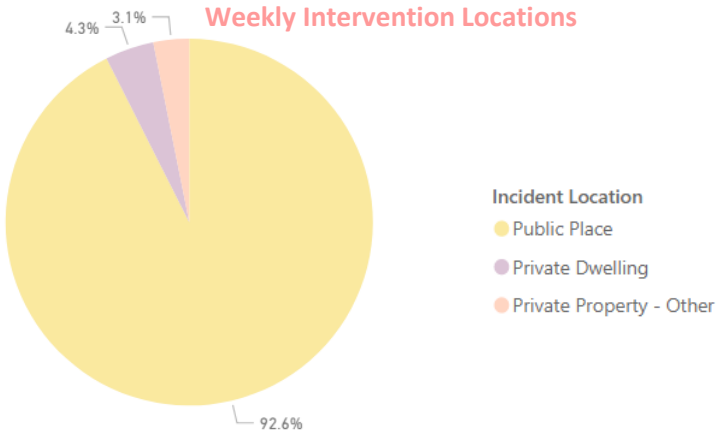


### Interaction Totals (Preceding Week)

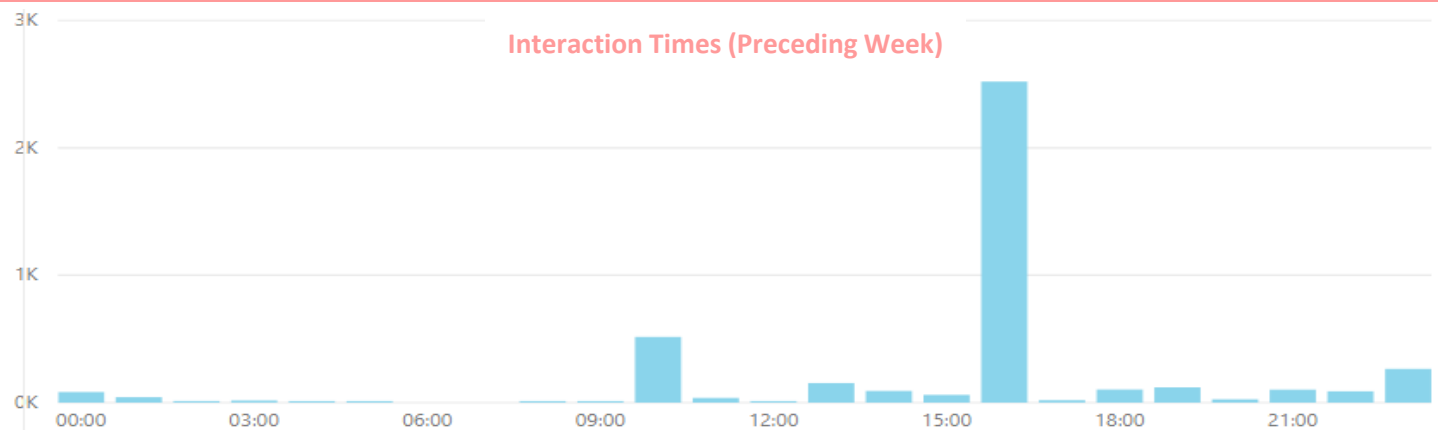


An 'interaction' is any instance where a Police Officer has reason to engage with a person who is not conforming with Legislation. Only when all efforts to encourage co-operation fail will Police Officers resort to enforcement.

### Weekly Intervention Locations



### Interaction Times (Preceding Week)

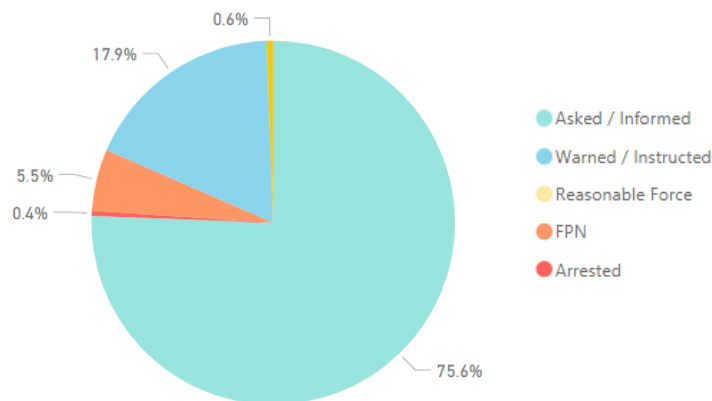


In response to the introduction of The Health Protection (Coronavirus) (Restrictions) (Scotland) Regulations 2020 and Coronavirus Act 2020, Police Scotland developed a 'Coronavirus Interventions' (CVI) recording system. This system allowed Police Scotland to begin gathering data in relation to the public co-operation levels with the new legislation. This system relies on Police Officers manually updating the system with the co-operation level when they encounter an individual in contravention of the new legislation.

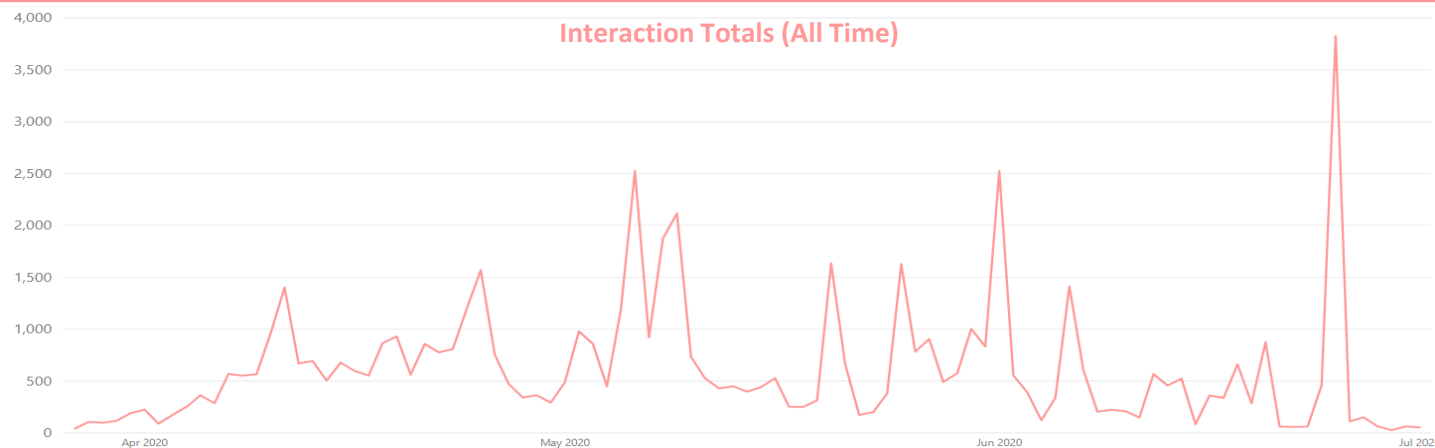
**Due to the manual input required to form this data set, the contents of this slide are indicative only. Actual figures will differ from those recorded on Crime Systems (please see slide 11), may be subject to change, and cannot be considered Official Police Statistics. They do provide an indication of the public co-operation levels across Scotland.**

# Coronavirus Legislation Co-operation (27th March – 1st July 2020)

### All Time Cooperation Levels

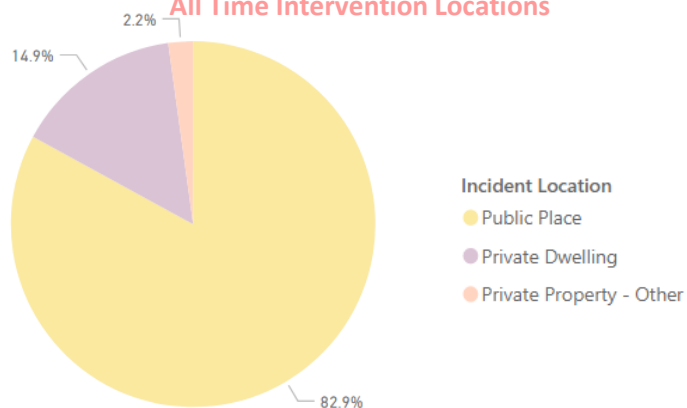


### Interaction Totals (All Time)

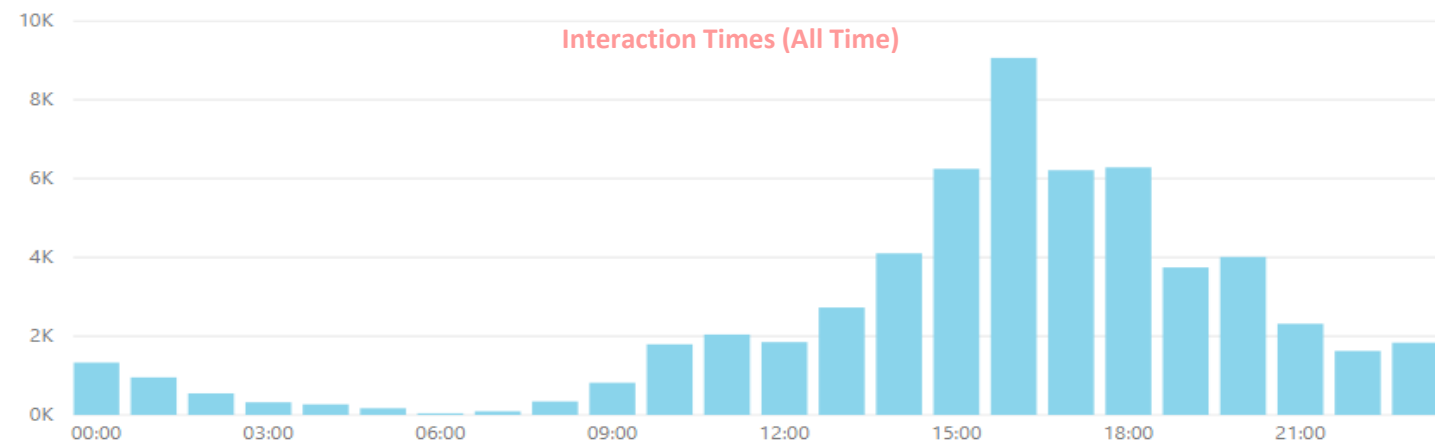


An 'interaction' is any instance where a Police Officer has reason to engage with a person who is not conforming with Legislation. Only when all efforts to encourage co-operation fail will Police Officers resort to enforcement.

### All Time Intervention Locations



### Interaction Times (All Time)



In response to the introduction of The Health Protection (Coronavirus) (Restrictions) (Scotland) Regulations 2020 and Coronavirus Act 2020, Police Scotland developed a 'Coronavirus Interventions' (CVI) recording system. This system allowed Police Scotland to begin gathering data in relation to the public co-operation levels with the new legislation. This system relies on Police Officers manually updating the system with the co-operation level when they encounter an individual in contravention of the new legislation.

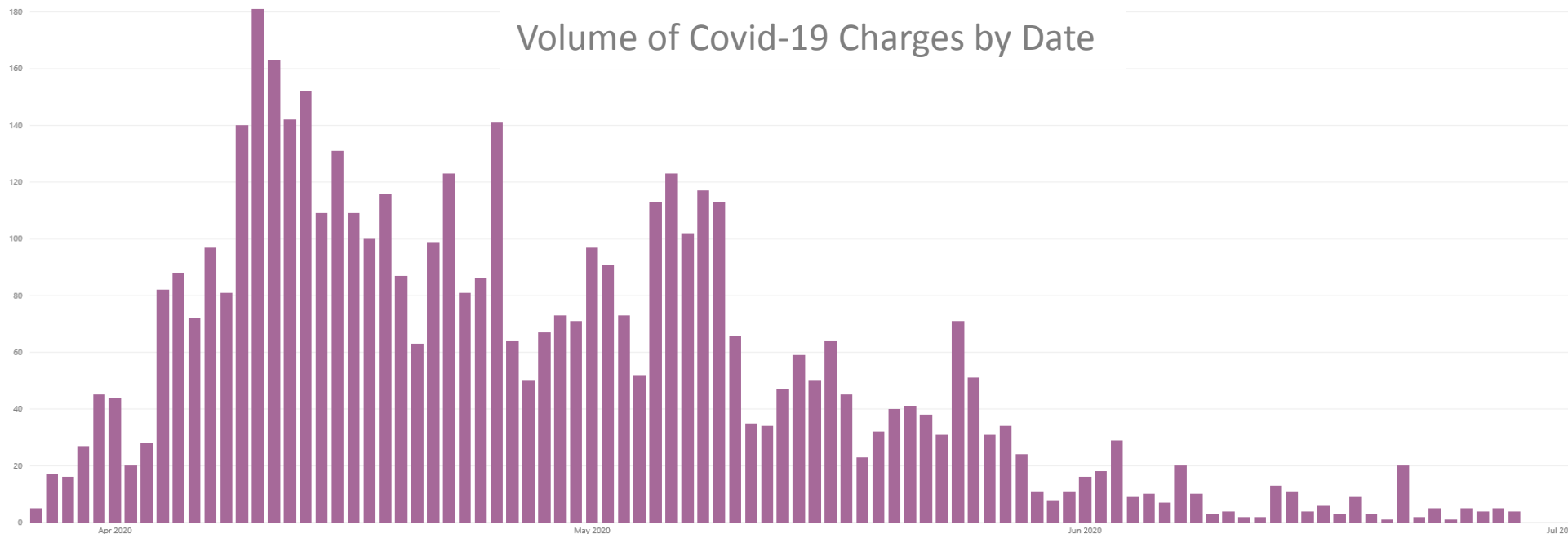
**Due to the manual input required to form this data set, the contents of this slide are indicative only. Actual figures will differ from those recorded on Crime Systems (please see slide 11), may be subject to change, and cannot be considered Official Police Statistics. They do provide an indication of the public co-operation levels across Scotland.**

# 'Enforcement' of Coronavirus specific legislation

The following is a summary of all 'enforcement' action in relation to both The Health Protection (Coronavirus) (Restrictions) (Scotland) Regulations 2020 and Coronavirus Act 2020.

This includes all Fixed Penalty Notices issued and processed by Police Scotland. It also includes all occasions that a charge was libelled and recorded on Police Scotland's Crime Recording System against a person in relation to the aforementioned legislation. This is a true value of the volume of recorded 'enforcement' activity, but does not provide the granularity of the Coronavirus Intervention (CVI) recording system and does not capture the earlier phases of the '4 E's' approach.

These values remain subject to change as offences are retrospectively added or amended and do not match the indicative 'enforcement' values from the CVI recording system.



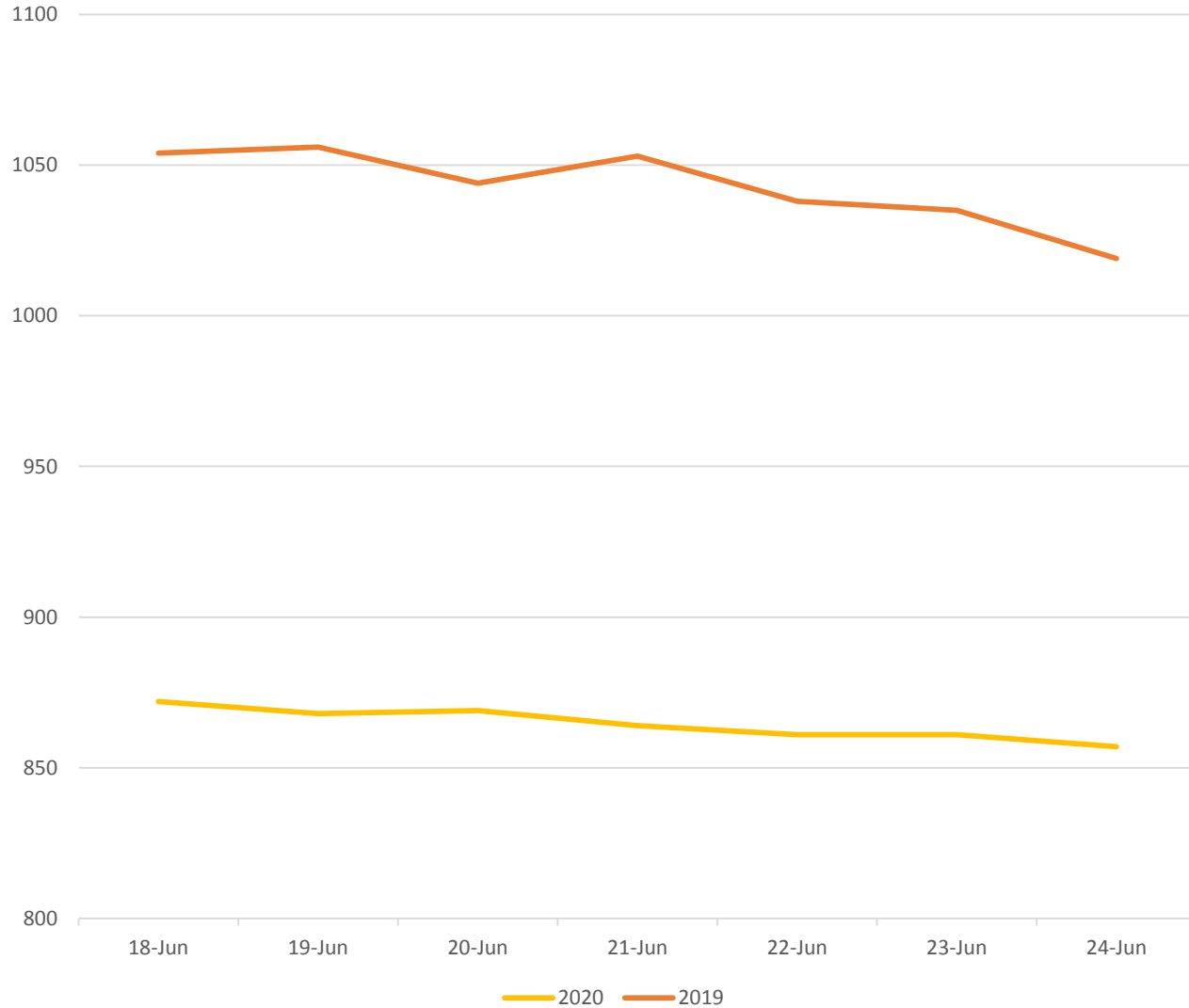
Total	Total																														March	27-Mar	28-Mar	29-Mar	30-Mar	31-Mar
2020	4917																														2020	5	16	16	27	45
April	01-Apr	02-Apr	03-Apr	04-Apr	05-Apr	06-Apr	07-Apr	08-Apr	09-Apr	10-Apr	11-Apr	12-Apr	13-Apr	14-Apr	15-Apr	16-Apr	17-Apr	18-Apr	19-Apr	20-Apr	21-Apr	22-Apr	23-Apr	24-Apr	25-Apr	26-Apr	27-Apr	28-Apr	29-Apr	30-Apr						
2020	44	20	28	82	88	72	97	81	140	181	163	146	152	109	131	112	100	119	87	63	99	124	81	90	141	64	50	67	74	71						
May	01-May	02-May	03-May	04-May	05-May	06-May	07-May	08-May	09-May	10-May	11-May	12-May	13-May	14-May	15-May	16-May	17-May	18-May	19-May	20-May	21-May	22-May	23-May	24-May	25-May	26-May	27-May	28-May	29-May	30-May	31-May					
2020	97	91	73	52	113	124	102	117	113	66	35	34	47	59	50	64	45	23	32	40	41	42	31	71	51	31	34	24	11	8	11					
June	01-Jun	02-Jun	03-Jun	04-Jun	05-Jun	06-Jun	07-Jun	08-Jun	09-Jun	10-Jun	11-Jun	12-Jun	13-Jun	14-Jun	15-Jun	16-Jun	17-Jun	18-Jun	19-Jun	20-Jun	21-Jun	22-Jun	23-Jun	24-Jun	25-Jun	26-Jun	27-Jun	28-Jun	29-Jun	30-Jun						
2020	16	15	29	9	10	7	20	10	3	4	2	2	14	10	4	6	3	9	3	1	18	2	5	1	5	4	5	4	0	0						
July	01-Jul																																			
2020	0																																			

No figures should be considered as Official Police Statistics. These may not yet have been verified or validated.



# Weekly Absence (25th June – 1st July 2020)

Weekly Absence Levels Line Graph – Comparison of 2019 to 2020

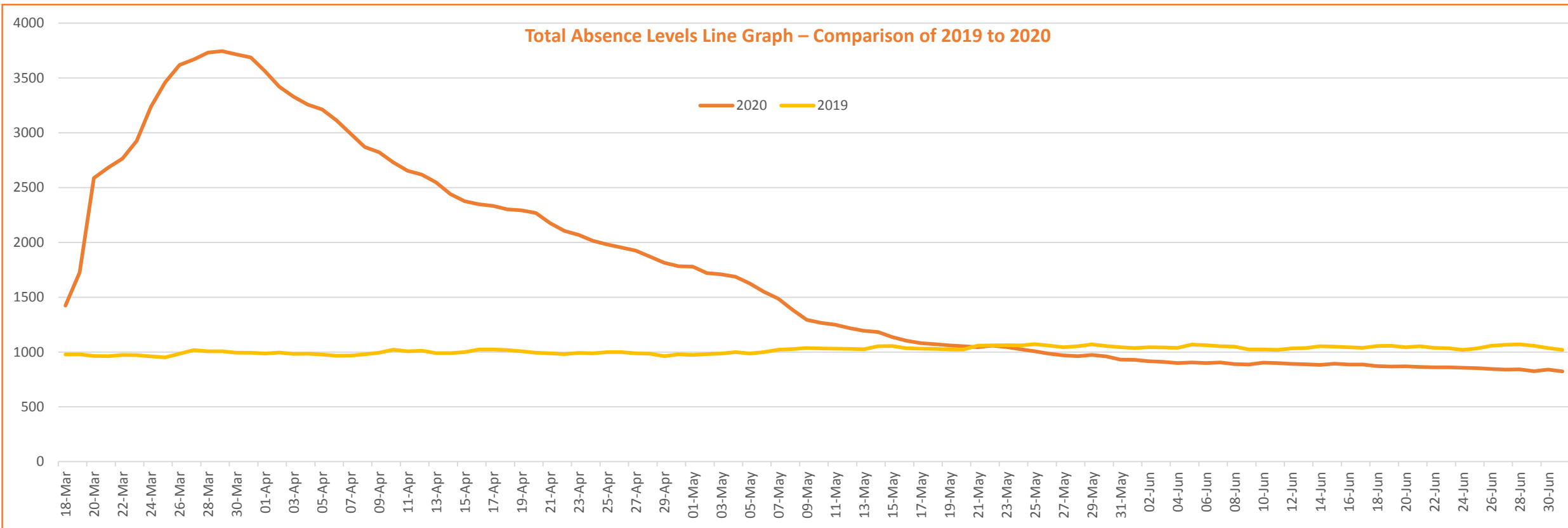


Police Scotland Current Absences

1 <sup>st</sup> July 2020	No.	Change from same day previous week	Change from same day previous week (%)
<b>COVID-19</b>	40	-25	-38%
<b>Total Absences</b>	823	-14	-2%

Date	25-Jun	26-Jun	27-Jun	28-Jun	29-Jun	30-Jun	01-Jul
<b>2020</b>	853	845	840	841	825	839	823
<b>2019</b>	1033	1057	1066	1069	1056	1036	1019

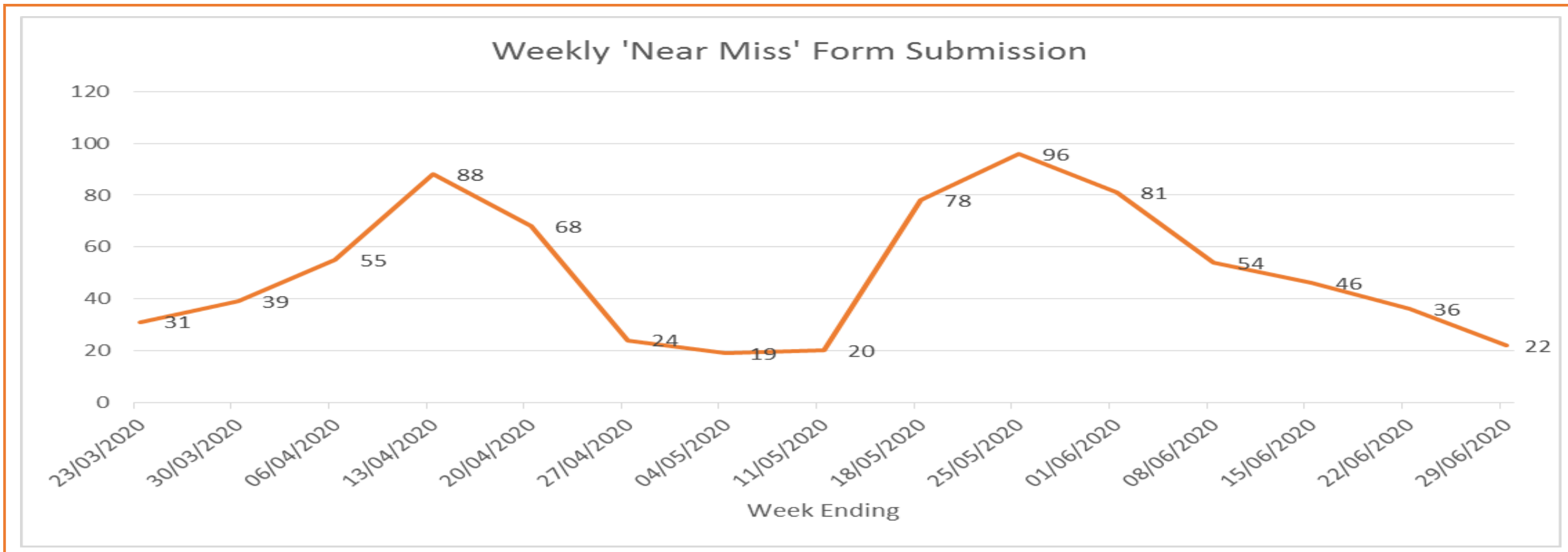
# Total Absence (18th March – 1st July 2020)



		March	18-Mar	19-Mar	20-Mar	21-Mar	22-Mar	23-Mar	24-Mar	25-Mar	26-Mar	27-Mar	28-Mar	29-Mar	30-Mar	31-Mar															
<b>2020</b>		1424	1725	2587	2681	2765	2926	3238	3460	3619	3669	3731	3745	3716	3688																
<b>2019</b>		977	979	964	963	973	971	961	951	985	1018	1007	1006	993	994																
<b>April</b>	01-Apr	02-Apr	03-Apr	04-Apr	05-Apr	06-Apr	07-Apr	08-Apr	09-Apr	10-Apr	11-Apr	12-Apr	13-Apr	14-Apr	15-Apr	16-Apr	17-Apr	18-Apr	19-Apr	20-Apr	21-Apr	22-Apr	23-Apr	24-Apr	25-Apr	26-Apr	27-Apr	28-Apr	29-Apr	30-Apr	
<b>2020</b>	3562	3421	3330	3258	3214	3114	2992	2871	2823	2730	2653	2619	2548	2440	2376	2347	2333	2301	2292	2268	2175	2105	2069	2015	1981	1954	1926	1870	1815	1783	
<b>2019</b>	987	995	983	985	976	965	968	978	993	1022	1006	1012	989	989	1000	1024	1024	1017	1006	993	988	981	992	988	1000	1000	988	984	963	978	
<b>May</b>	01-May	02-May	03-May	04-May	05-May	06-May	07-May	08-May	09-May	10-May	11-May	12-May	13-May	14-May	15-May	16-May	17-May	18-May	19-May	20-May	21-May	22-May	23-May	24-May	25-May	26-May	27-May	28-May	29-May	30-May	31-May
<b>2020</b>	1779	1720	1709	1686	1626	1550	1486	1385	1293	1266	1249	1217	1194	1182	1137	1102	1081	1072	1060	1053	1043	1058	1046	1026	1006	984	970	963	974	960	931
<b>2019</b>	973	981	986	999	987	1000	1022	1027	1037	1032	1030	1029	1025	1052	1054	1034	1031	1028	1023	1023	1058	1060	1062	1061	1071	1058	1044	1053	1055	1044	
<b>June</b>	01-Jun	02-Jun	03-Jun	04-Jun	05-Jun	06-Jun	07-Jun	08-Jun	09-Jun	10-Jun	11-Jun	12-Jun	13-Jun	14-Jun	15-Jun	16-Jun	17-Jun	18-Jun	19-Jun	20-Jun	21-Jun	22-Jun	23-Jun	24-Jun	25-Jun	26-Jun	27-Jun	28-Jun	29-Jun	30-Jun	
<b>2020</b>	929	915	910	900	905	899	904	889	887	903	900	891	888	883	894	886	887	872	868	869	864	861	861	857	853	845	840	841	825	839	
<b>2019</b>	1037	1043	1041	1038	1067	1062	1052	1049	1023	1023	1020	1032	1036	1052	1049	1043	1038	1054	1056	1044	1053	1038	1035	1019	1033	1057	1066	1069	1056	1036	
<b>July</b>	01-Jul																														
<b>2020</b>	823																														
<b>2019</b>	1019																														

No figures should be considered as Official Police Statistics. These may not yet have been verified or validated.

# Near Miss and Testing Data (w/e 23th March – 29th June 2020)

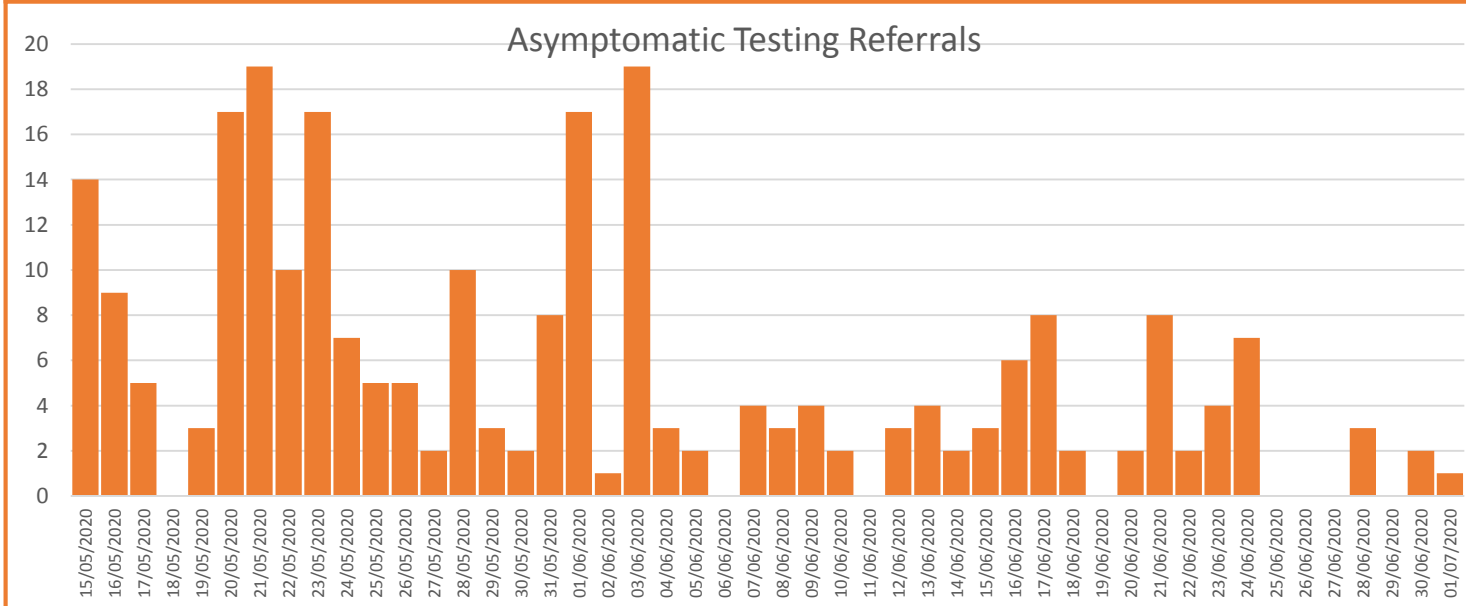
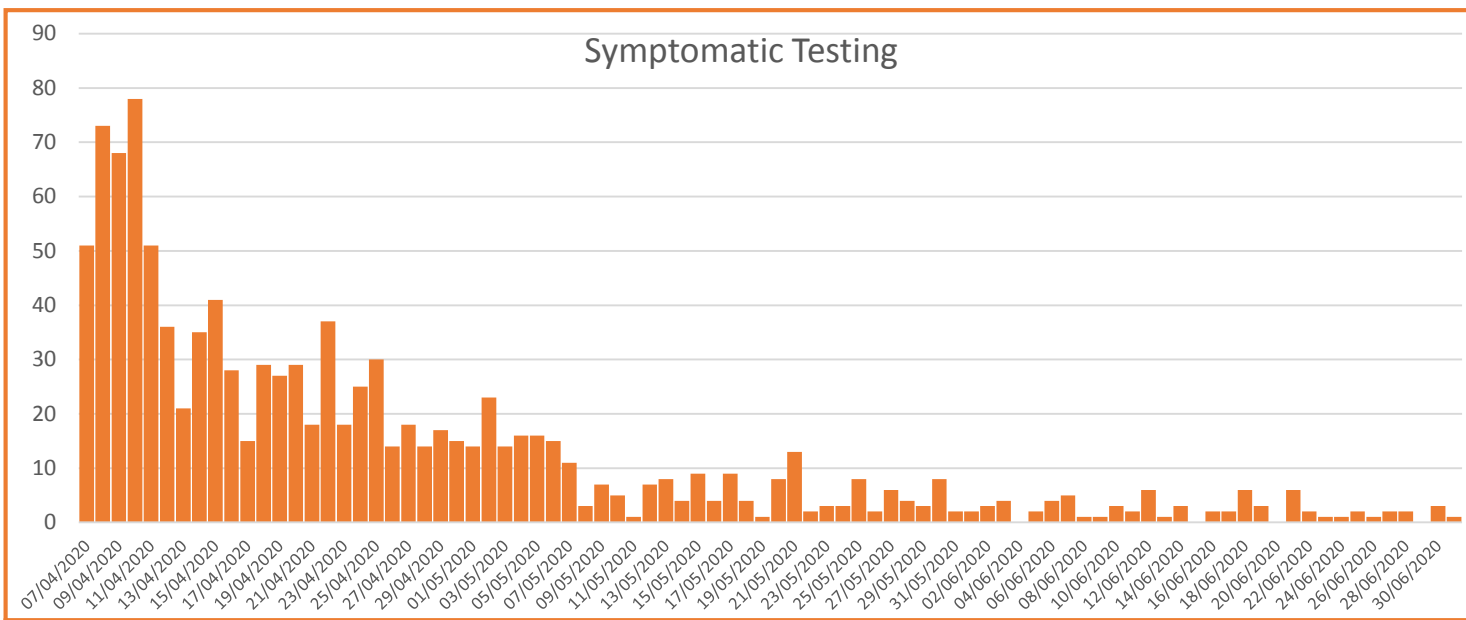


‘Near miss’ forms in the context of the pandemic situation may be submitted for a variety of reasons. i.e. when officers are potentially exposed to: COVID-19 whilst not wearing PPE, where PPE malfunctions, or in any other instance an officer feels a risk to themselves in a specific occurrence relating to COVID-19.

This can occur due to the reactive nature of policing, as well as being influenced by training levels and supply of PPE. The number of forms have decreased over the last week.

The amount of forms submitted continues to be attributable to the process for requesting an asymptomatic COVID-19 screening test due to an occupational risk, requiring the submission of a ‘near miss’ form. Many of the reports would not have been submitted without this requirement. The number of incidents where a lack of PPE is identified has not risen.

# Testing Data (7th April – 1st July 2020)



Police Scotland Testing Data			
Total Referrals	Tested Positive	Tested Negative	Inconclusive
<b>Symptomatic Testing</b>			
1215	162	970	21
<b>Asymptomatic Testing</b>			
268	0	252	2
<b>Contact Tracing</b>			
3	0	3	0
<b>Other: Locally Arranged Tests</b>			
343	40	302	2

*Locally arranged tests may refer to Divisional arrangements, self arranged tests or those arranged by the NHS.*

# Custody Volume

The below line graph displays the total custody volume over time. As can be seen, the number of custodies fell on the approach to 'lockdown', reaching their lowest level on 29<sup>th</sup> March. Since that date Custodies have steadily increased.

