



Report To:	SPA Board Members		
Meeting Date:		Agenda Item:	
Report Title:	Operation Talla Weekly Update		
Sponsored by:		Presented by:	DCC Graham
Appendix Attached:	APPENDIX A – Weekly COVID-19 Bulletin		
Report Classification			
Police Scotland:	For Noting		
SPA:	For Noting		
EXECUTIVE SUMMARY			
1.	Purpose		
1.1	<p>This paper provides the Scottish Police Authority (SPA) with a weekly update on policing changes seen during Operation TALLA, Police Scotland’s COVID-19 response.</p> <p>This report contains the preceding week’s information and data on changing demands within the service centre, incident attendance and crime. It will also consider our COVID-19 response including our use of the emergency legislation and how we are assisting our officers and staff welfare throughout these challenging times.</p> <p>This update will have a reporting period, Thursday to Wednesday. For the purpose of this report, the week of Thursday 14th May 2020 to Wednesday 20th May 2020 is considered.</p>		
2.	Decision Requested		
2.1	N/A		
3.	Recommendation		
3.1	N/A		
4.	Alignment to Police Scotland Strategic Outcomes*		
4.1	<p>This report aligns to both Police Scotland’s Strategic Outcomes and the Operation TALLA Strategic Objectives as set out by DCC Malcolm Graham.</p> <p>This report discusses the flexible and adaptable response to the challenges posed by COVID-19 by Police Scotland (SO1, SO2 and SO5). It further highlights the activities undertaken by Police Scotland to protect our people (SO4). The levels of intervention activity discussed in the report serve to protect our communities from COVID-19 (SO1, SO2). The frequent, transparent publication of papers, such as this, and those published on the Police Scotland website provide engagement with communities, to maintain trust and confidence (SO3)</p>		

5.	Main Report
----	-------------

5.1 SERVICE CENTRE DEMAND

In the last week, the volume of 101 and 999 calls to Police Scotland has remained relatively static and sits at similar levels to previous years. The only significant change is an increase in calls on 20th May which coincided with good weather throughout the country.

5.2 INCIDENT DEMAND

When compared to the previous week, incident volumes on the whole decreased by 3%. Attended public nuisance incidents again saw a decrease of 20%, the third weekly decrease in a row. Attended noise complaints however increased by 7%. Theft and Assault incident types continue to remain at consistent levels when comparing to the previous week, and Missing Persons incidents have decreased by 2%. In comparison to the previous year each of these incident types are all trending significantly lower.

5.3 CRIME

Crime has continued to trend at levels lower than seasonal averages. Recorded crime has decreased by 10% from the previous week and is down 15% when compared to the same week last year. There has been an increase of around 18% in the level of Fraud from the previous week, and Fraud volume remains significantly higher than last year.

5.4 COVID-19 INTERVENTION ACTIVITY

Police Scotland’s use of the COVID-19 legislation continues to be to engage with people, explain the provisions and encourage them to comply with the necessary restrictions, with enforcement action being taken only where absolutely necessary. This has been the overall approach and tone of policing in Scotland since the inception of the public health emergency.

The highest proportion of interventions by police result in individuals dispersing on request. This is in line with Police Scotland’s policing approach in respect of this new legislation.

In the last seven days, Police Scotland officers attended 18149 incidents. This provides some context to the fact that the new intervention powers have been used on 3682 occasions, the vast majority non-punitive. It is recognised that due to the manual nature of data recording for these lower level interventions, Police Scotland may not capture every occurrence of intervention activity. The result is that the percentage of intervention activity which results in enforcement will actually be smaller than reported. Officers have had to resort to enforcement action on 156 occasions throughout the week, with a substantial

number occurring on Wednesday 20th May. It is assessed that good weather on this date has been a contributory factor in the sudden rise in interventions on that day.

The adjustment to Scottish Government guidance published on 11th May concerning the frequency with which people could exercise does not appear to have had any influence on public levels of cooperation.

Moving forward, Police Scotland are aware that the Scottish Government have unveiled a four phase “route map” for emerging from lockdown, whilst suppressing the virus. The first phase has been proposed to commence 28th May. This first phase will include allowing individuals to meet outside with people from one other household. Garden centres and recycling facilities will re-open, certain outdoor work (agriculture and forestry) and specified outdoor activities (such as golf, fishing, tennis and bowls) will be allowed. It is anticipated that there may be varying interpretations of the new guidelines, initially, which could create additional challenges.

In the majority of these circumstances the police role in monitoring and enforcing the regulations is expected to lessen.

5.5 PERSONAL PROTECTIVE EQUIPMENT (PPE)

The procurement and supply of PPE to officers and staff continues to be a priority and significant effort remains ongoing to ensure our officers and staff are provided with the protection, training and guidance they require. The Operation TALLA Logistics Cell continues to provide this 24 hours a day.

Up to and including the 20th May, approximately 12500 frontline police officers and staff have been trained in, and supplied, appropriate PPE. This is in conjunction with significant measures to introduce physical distancing within the workplace wherever possible. A more detailed report on PPE has been prepared for the Scottish Police Authority.

5.6 OFFICER AND STAFF COVID-19 SCREENING

People & Development continue to support our workforce and to provide reassurance to officers and staff who are **symptomatic**. To assist with returning them to work as soon as possible, a formal COVID-19 testing regime was introduced. Over the weekly reporting period, 56 officers and staff had tests arranged. This brings the total number of arranged tests, as of 20th May, to 1085. Of these tests, 197 have returned as positive for COVID-19. These figures do not include arranged tests and positive tests that have been coordinated locally outwith People & Development process.

Testing of **asymptomatic** officers and staff based on risk commenced on 14th and 68 tests were conducted up to and including 20th May. Further work continues to establish if such testing could become more available as the Scottish Government Trace, Test, Isolate and Support strategy is implemented.

Police Scotland continues to be engaged in discussions about the opportunities to introduce workplace antibody testing, if a valid test becomes available in Scotland.

5.7 COVID-19 NEAR MISSES

‘Near-miss’ forms in the context of the pandemic situation may be submitted for a variety of reasons i.e. when officers are potentially exposed to COVID-19 whilst not wearing PPE, where PPE malfunctions, or in any other instance an officer feels a risk to themselves in a specific occurrence relating to COVID-19. This can occur due to the reactive nature of policing, as well as being influenced by training levels and supply of PPE.

After an initial rise in the submission of these forms peaking on 7th April, the number dropped. In the last week we have seen a rise in submissions of these forms from 20 to 78 which is an increase of 290%. This rise can be attributed to the process for requesting a COVID19 screening test due to an occupational risk, requiring the submission of a ‘near miss’ form. Many of the reports would not have been submitted without this requirement. The number of incidents where a lack of PPE is identified has not risen, and remains in single figures for the week.

5.8 CUSTODY

‘Custody volume’ refers to the amount of individuals held in Police Scotland custody facilities at a given time. The number of custodies fell on the approach to ‘lockdown’, reaching their lowest level on 29th March. Since that date custody volumes have steadily increased and, as with recent weeks, are now comparable to business as usual levels.

5.7 SUBMISSION

This report is submitted to the SPA for information and consideration.

Appendix A – COVID-19 Weekly Bulletin contains the information which will be released publically by Police Scotland. This information will continue to be released weekly and will synchronise with the weekly SPA reporting for consistent, single data timelines.

COVID-19 WEEKLY BULLETIN

14 May – 20 May 2020

SERVING A
CHANGING SCOTLAND



SCOTTISH POLICE
AUTHORITY

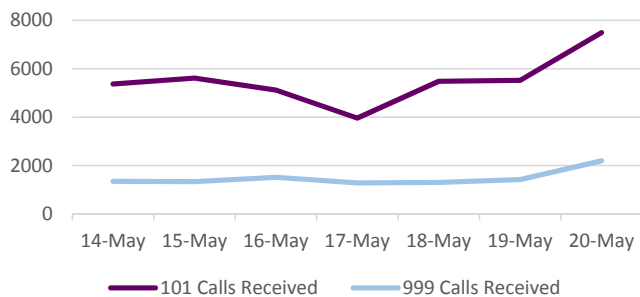
No figures should be considered as Official Police Statistics. These may not yet have been verified or validated.

OFFICIAL

Service Centre Demand

The volume of 101 calls and 999 calls to Police Scotland this week has remained relatively static. The only significant change is an upward turn on 20th May which coincided with good weather.

Service Centre Call Demand - Preceding Week

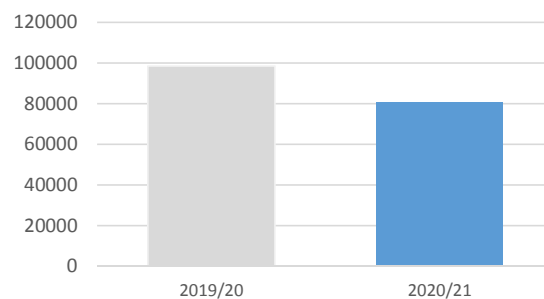


Crime Levels

Total Year to Date Crime Levels

Crime has continued to trend at levels lower than the seasonal average, and total volume year to date is still considerably lower than last year. Further data is available in the Crime slide.

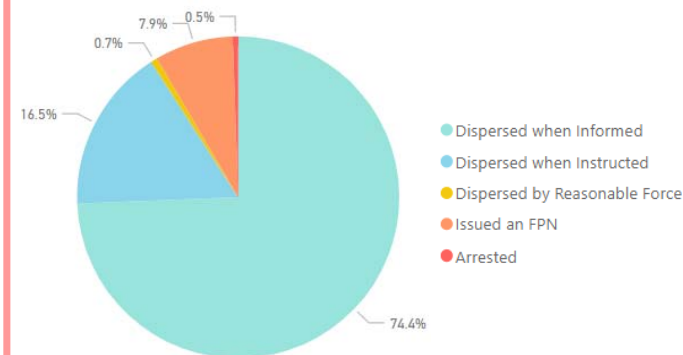
Total Crime (Year to Date vs Prev. Year to Date)



Coronavirus Legislation

Co-operation with new Coronavirus Legislation

The below chart is indicative of the co-operation levels experienced by Police. The majority of interactions between Police and the public continue to be resolved without enforcement.

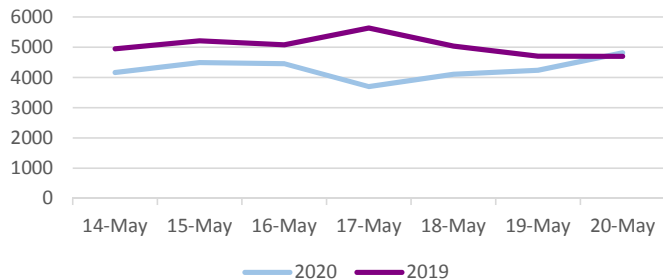


Incident Demand

Incident Demand Shift

Incident volume this week shows similar levels compared to the same time last year. There has been no significant shift in demand over the last 7 days.

Incident Volume - Preceding Week



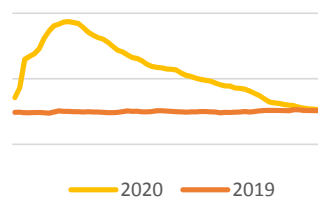
Staff Absence and Welfare

Absences

From mid-March, Police Scotland's absence levels rose to higher than normal rates until the end of March. Since this date, they have steadily reduced and are returning towards absence levels closer to those seen in 2019.

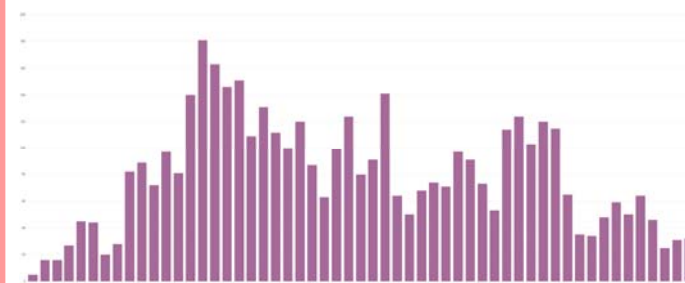
Staff COVID Screening

Testing of key workers for COVID-19 continues and the number of tests arranged for Police Scotland employees is broken down later in this report.



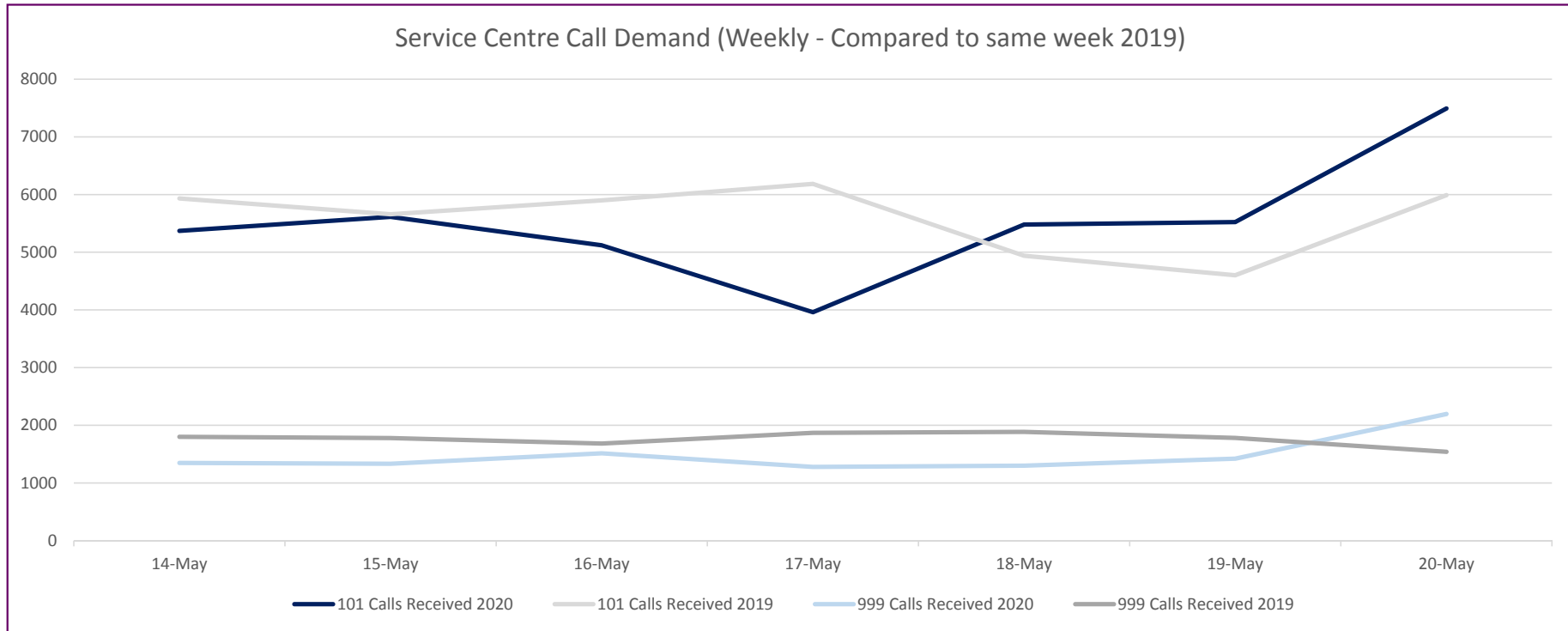
Total Number of Interactions Relating to Coronavirus Legislation

The below chart is indicative of the total number of FPNs issued and charges labelled since the introduction of the new legislation.





Weekly Service Centre Demand (14 - 20 May 2020)



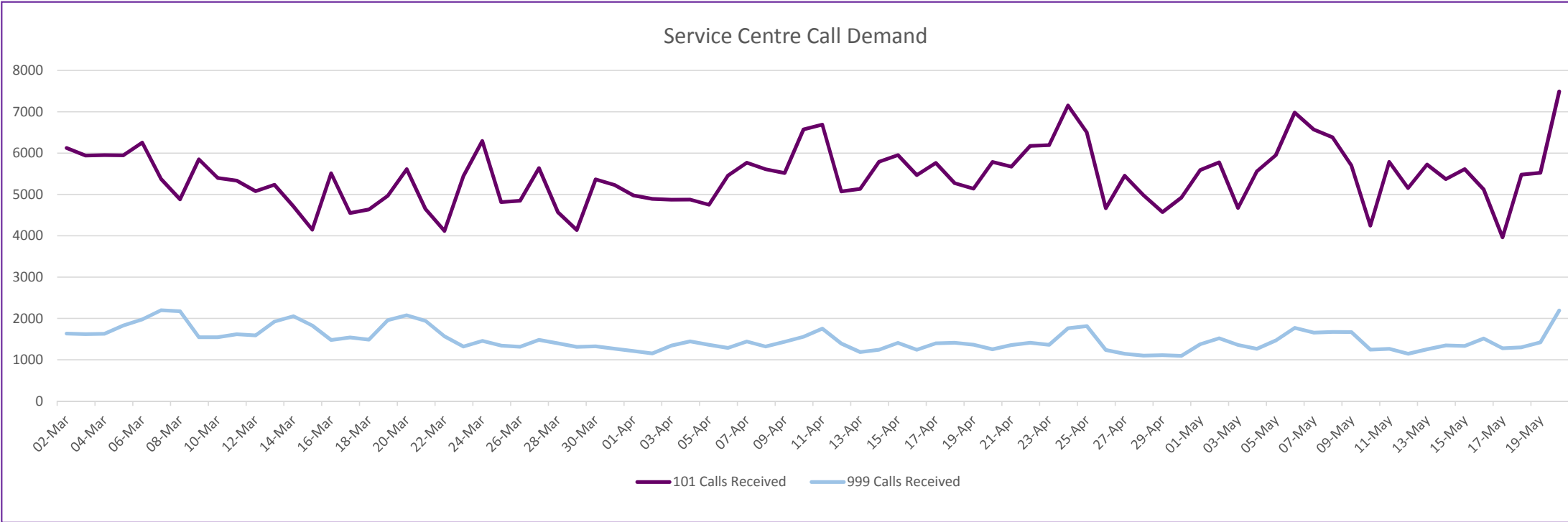
		14-May	15-May	16-May	17-May	18-May	19-May	20-May	Total
101 Calls Received	2020	5370	5614	5120	3961	5480	5523	7492	38560
101 Calls Received	2019	5932	5658	5899	6185	4938	4601	5990	39203
999 Calls Received	2020	1348	1333	1514	1278	1299	1421	2194	10387
999 Calls Received	2019	1800	1778	1684	1869	1886	1781	1539	12337

No figures should be considered as Official Police Statistics. These may not yet have been verified or validated.

OFFICIAL



Cumulative Service Centre Demand (19 March – 20 May 2020)



	19-Mar	20-Mar	21-Mar	22-Mar	23-Mar	24-Mar	25-Mar	26-Mar	27-Mar	28-Mar	29-Mar	30-Mar	31-Mar
101	3029	3362	3484	2852	4196	4755	4499	4510	4784	4169	3115	4977	4866
999	1904	2038	1929	1558	1311	1447	1336	1299	1471	1391	1302	1314	1259

	1-Apr	2-Apr	3-Apr	4-Apr	5-Apr	6-Apr	7-Apr	8-Apr	9-Apr	10-Apr	11-Apr	12-Apr	13-Apr	14-Apr	15-Apr	16-Apr	17-Apr	18-Apr	19-Apr	20-Apr	21-Apr	22-Apr	23-Apr	24-Apr	25-Apr	26-Apr	27-Apr	28-Apr	29-Apr	30-Apr
101	4579	4550	4506	3753	3618	4935	4873	4663	4332	4954	4654	4394	4881	4846	4780	4861	4793	4874	4303	4856	4647	4728	4530	4910	5101	4311	4739	4647	4295	4494
999	1204	1145	1333	1440	1355	1272	1432	1312	1426	1545	1739	1386	1182	1232	1403	1238	1391	1406	1354	1248	1348	1408	1353	1752	1808	1231	1137	1090	1106	1082

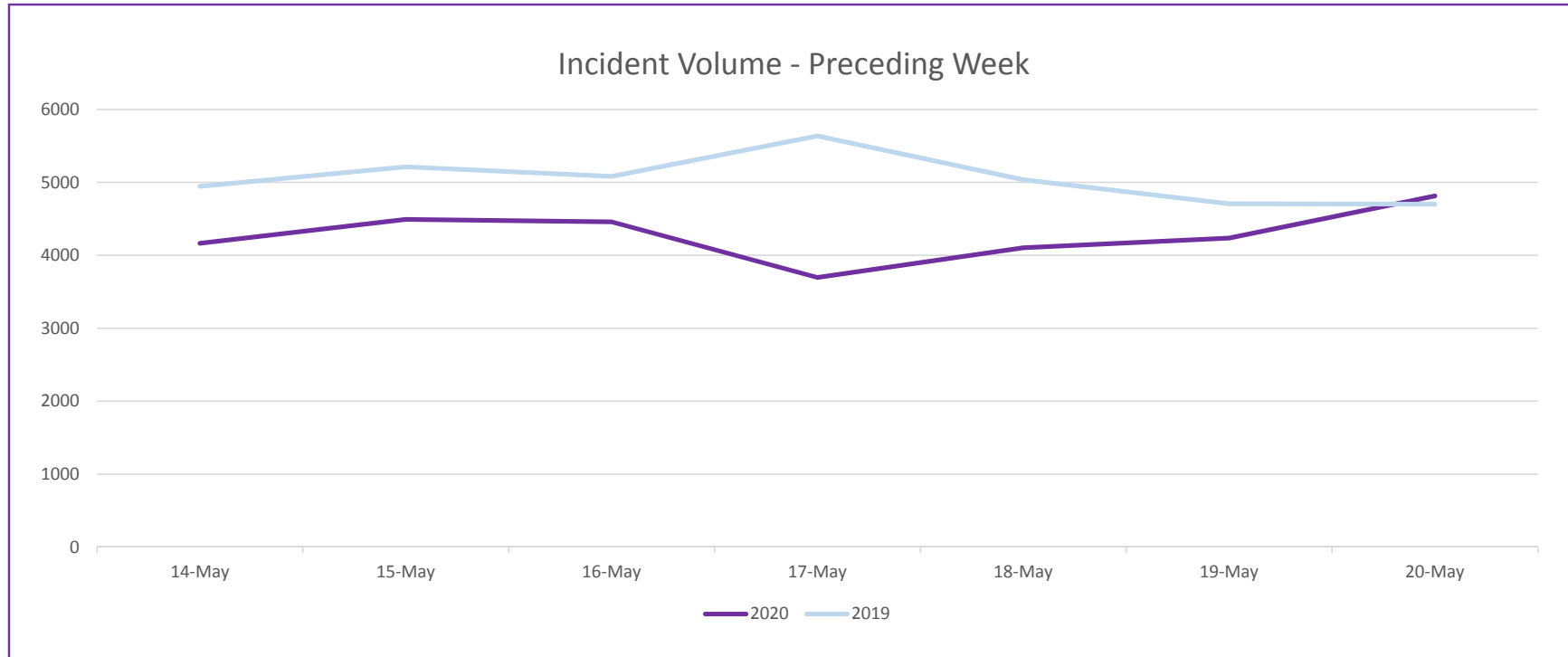
	1-May	2-May	3-May	4-May	5-May	6-May	7-May	8-May	9-May	10-May	11-May	12-May	13-May	14-May	15-May	16-May	17-May	18-May	19-May	20-May	Total
101	4884	5017	4069	4630	4340	4751	4665	5008	4865	3974	4764	4701	5205	5370	5614	5120	3961	5480	5523	7492	251878
999	1369	1509	1353	1257	1461	1761	1644	1670	1666	1240	1257	1135	1244	1348	1333	1514	1278	1299	1421	2194	88870

No figures should be considered as Official Police Statistics. These may not yet have been verified or validated.

OFFICIAL



Weekly Incident Demand (14 May - 20 May 2020)



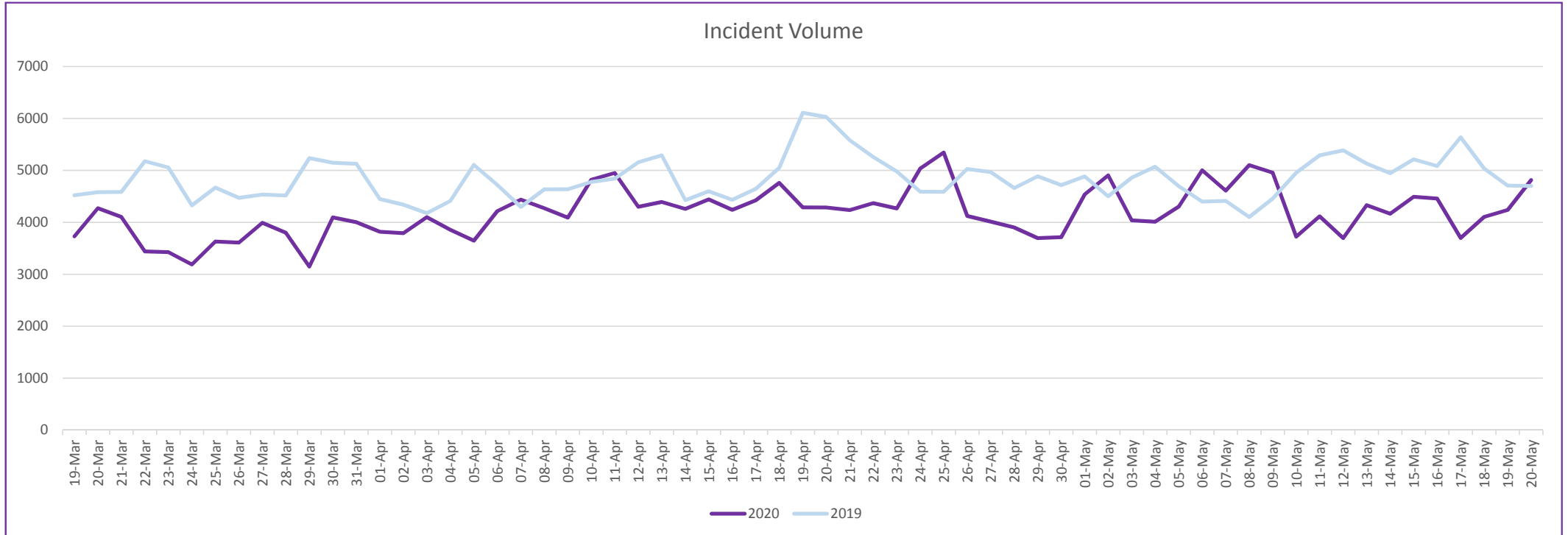
	14-May	15-May	16-May	17-May	18-May	19-May	20-May	Total
2020	4164	4492	4458	3697	4104	4237	4814	29966
2019	4946	5213	5083	5637	5037	4707	4701	35324

No figures should be considered as Official Police Statistics. These may not yet have been verified or validated.

OFFICIAL



Cumulative Incident Demand (19 March – 20 May 2020)



	19-Mar	20-Mar	21-Mar	22-Mar	23-Mar	24-Mar	25-Mar	26-Mar	27-Mar	28-Mar	29-Mar	30-Mar	31-Mar
2020	3730	4272	4104	3439	3427	3188	3629	3609	3990	3800	3148	4095	4001
2019	4522	4580	4585	5177	5056	4325	4668	4472	4535	4517	5235	5148	5126

	1-Apr	2-Apr	3-Apr	4-Apr	5-Apr	6-Apr	7-Apr	8-Apr	9-Apr	10-Apr	11-Apr	12-Apr	13-Apr	14-Apr	15-Apr	16-Apr	17-Apr	18-Apr	19-Apr	20-Apr	21-Apr	22-Apr	23-Apr	24-Apr	25-Apr	26-Apr	27-Apr	28-Apr	29-Apr	30-Apr
2020	3819	3790	4099	3857	3646	4215	4438	4271	4090	4821	4950	4299	4393	4258	4442	4240	4423	4759	4288	4286	4236	4370	4267	5037	5345	4122	4014	3900	3695	3714
2019	4449	4340	4176	4409	5106	4721	4296	4634	4636	4778	4840	5155	5290	4427	4599	4433	4643	5049	6109	6030	5579	5259	4979	4589	4587	5026	4968	4659	4887	4716

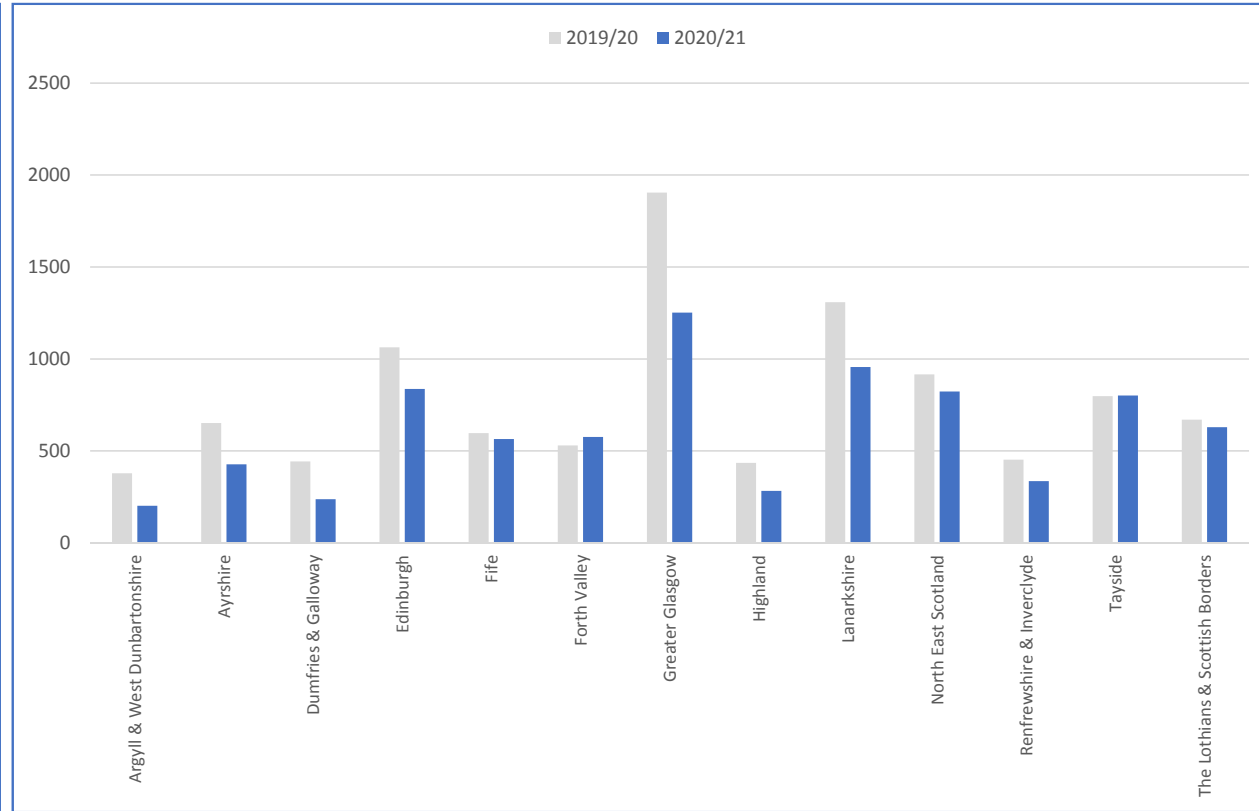
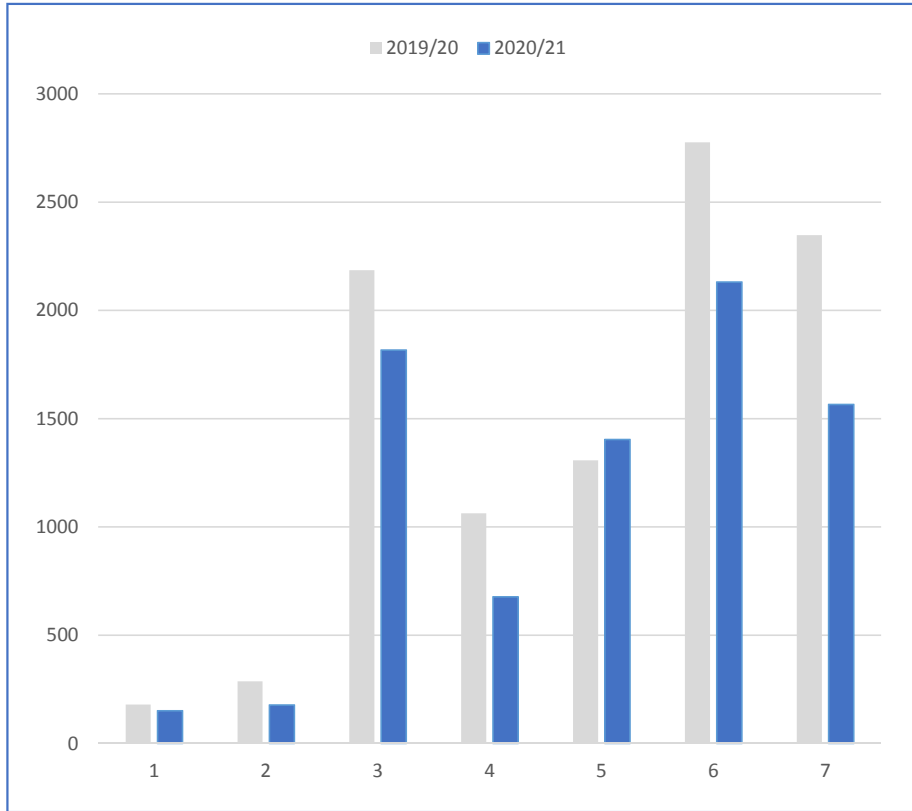
	1-May	2-May	3-May	4-May	5-May	6-May	7-May	8-May	9-May	10-May	11-May	12-May	13-May	14-May	15-May	16-May	17-May	18-May	19-May	20-May	Total
2020	4538	4904	4038	4011	4301	5001	4609	5101	4957	3722	4116	3696	4331	4164	4492	4458	3697	4104	4237	4814	264083
2019	4884	4500	4860	5069	4696	4399	4412	4102	4456	4954	5290	5386	5130	4946	5213	5083	5637	5037	4707	4701	304777

OFFICIAL

Note: No figures should be considered as Official Police Statistics. These may not yet have been verified or validated.



Weekly Crime Demand (11 - 17 May 2020)



Crime Group	1	2	3	4	5	6	7	Total
2019/20	180	287	2186	1063	1308	2776	2348	10148
2020/21	151	178	1817	677	1404	2131	1566	7924

All Crime Groups (with exception of Group 5) show a decrease when the preceding weeks volume is compared to the same period in 2019. Forth Valley & Tayside show a slight increase in crime when the preceding weeks volume is compared to the same period in 2019. All other divisions show a reduction.

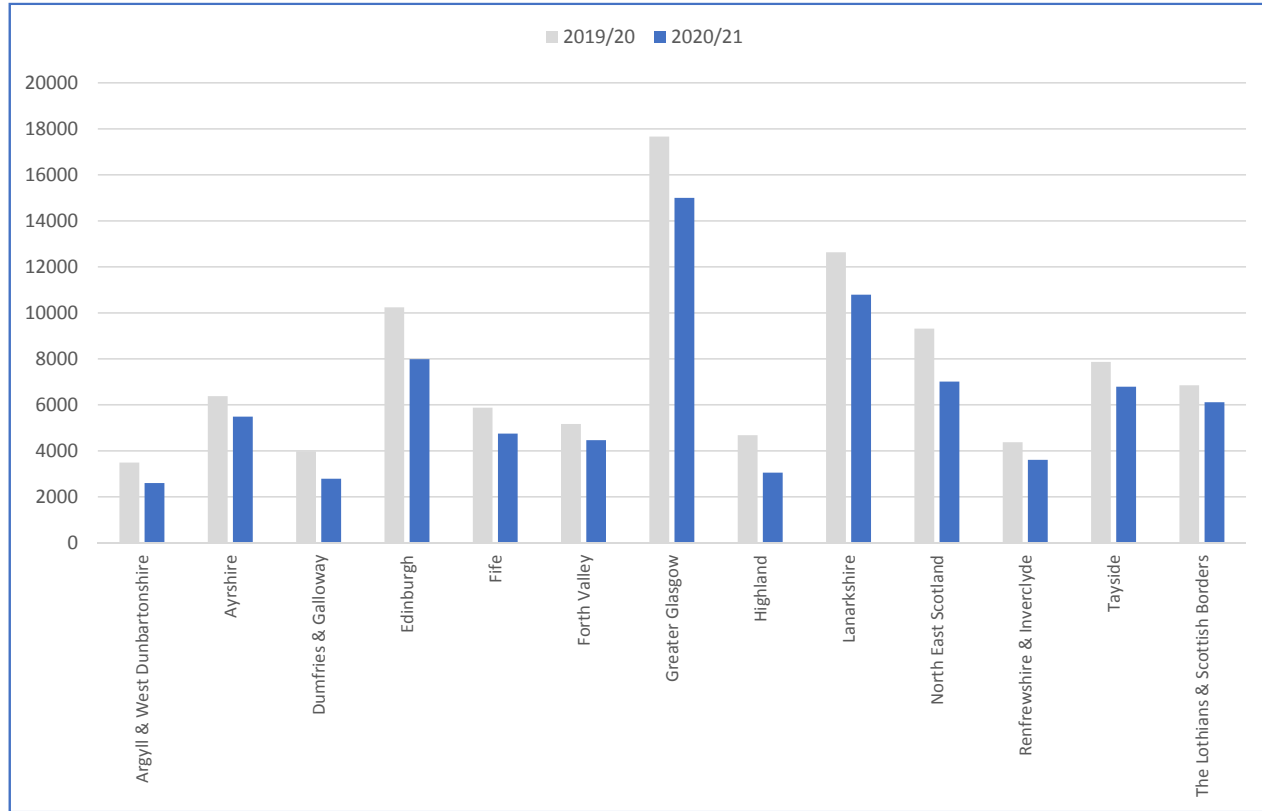
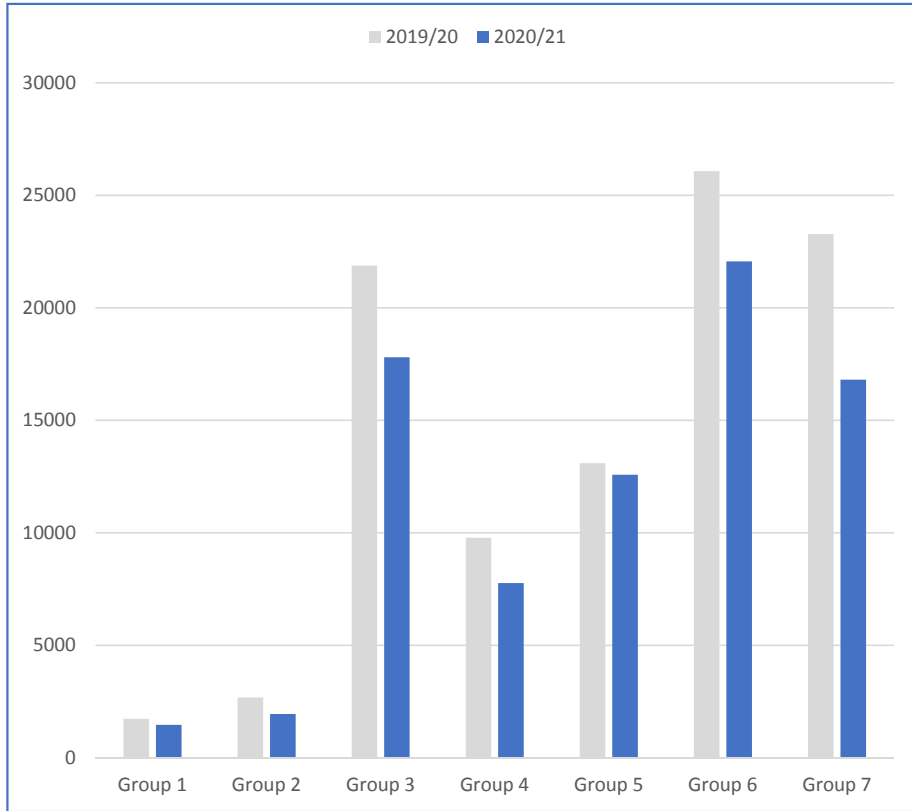
More information regarding Crime Groups can be found [via this link](#)

No figures should be considered as Official Police Statistics. These may not yet have been verified or validated.

OFFICIAL



Cumulative Crime Demand (9 March – 17 May 2020)



Crime Group	1	2	3	4	5	6	7	Total
2019/20	1735	2682	21876	9783	13095	26079	23277	98527
2020/21	1468	1948	17801	7765	12582	22062	16809	80435

All Crime (Groups 1-7) show a decrease in volume when compared to the same period in 2019.
 All Divisions show a decrease in volume when compared to the same time period in 2019.

More information regarding Crime Groups can be found [via this link](#)

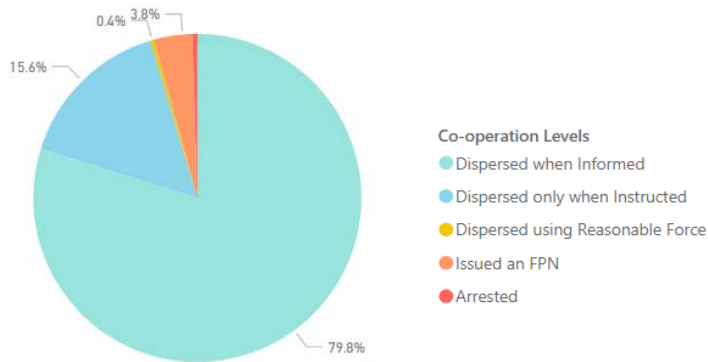
No figures should be considered as Official Police Statistics. These may not yet have been verified or validated.

OFFICIAL



Weekly Coronavirus Legislation Co-operation (14 – 20 May 2020)

Weekly Cooperation Levels

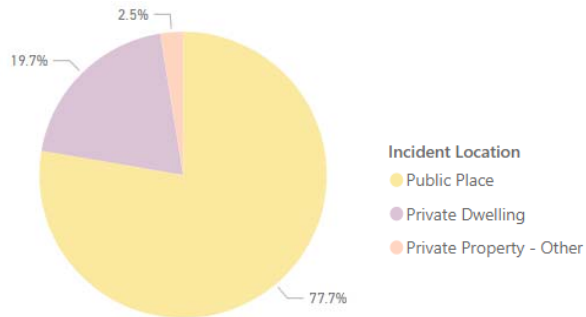


Interaction Totals over Preceding Week

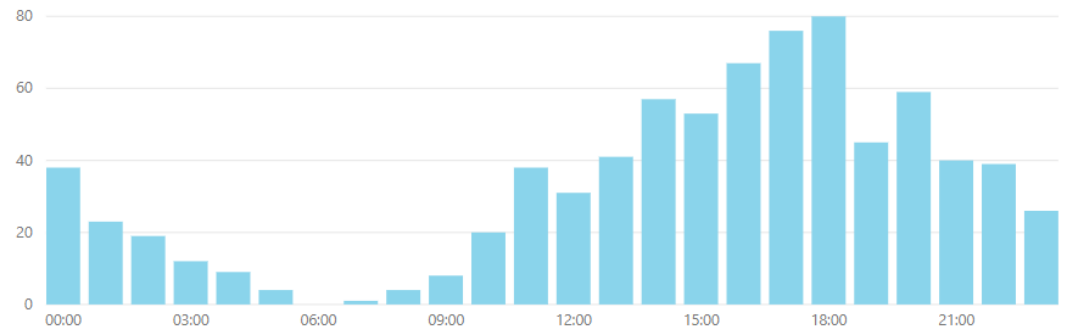


An 'interaction' is any instance where a Police Officer has reason to engage with a person who is not conforming with Legislation. Only when all efforts to encourage co-operation fail will Police Officers resort to enforcement.

Weekly Intervention Locations



Interaction Times over Preceding Week



In response to the introduction of The Health Protection (Coronavirus) (Restrictions) (Scotland) Regulations 2020 and Coronavirus Act 2020, Police Scotland developed a 'Coronavirus Interventions' (CVI) recording system. This system allowed Police Scotland to begin gathering data in relation to the public co-operation levels with the new legislation. This system relies on Police Officers manually updating the system with the co-operation level when they encounter an individual in contravention of the new legislation.

Due to the manual input required to form this data set, the contents of this slide are indicative only. Actual figures will differ from those recorded on Crime Systems (please see slide 11), may be subject to change, and cannot be considered Official Police Statistics. They do provide an indication of the public co-operation levels across Scotland.

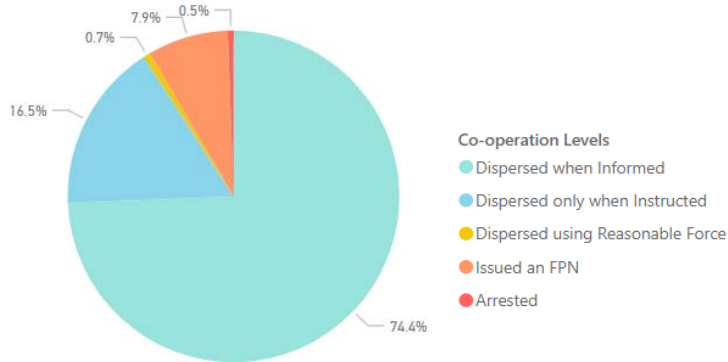
No figures should be considered as Official Police Statistics. These may not yet have been verified or validated.

OFFICIAL

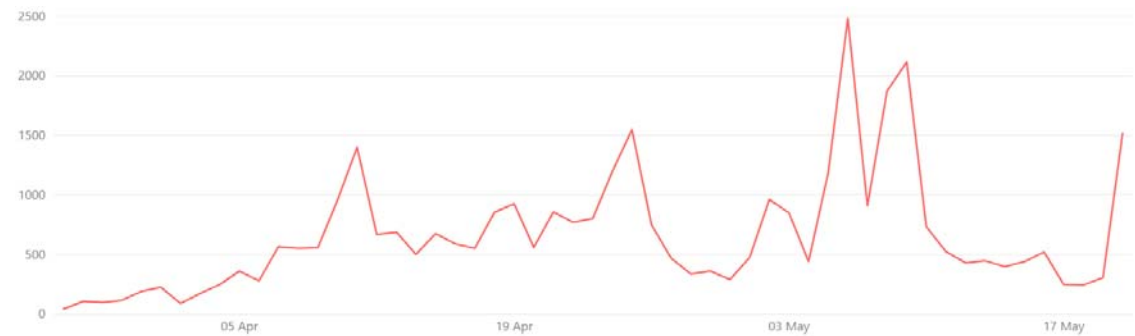


Coronavirus Legislation Co-operation (27 March – 20 May)

All Time Cooperation Levels

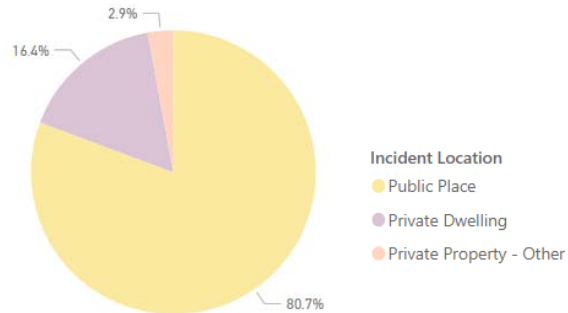


Interaction Totals (All Time)

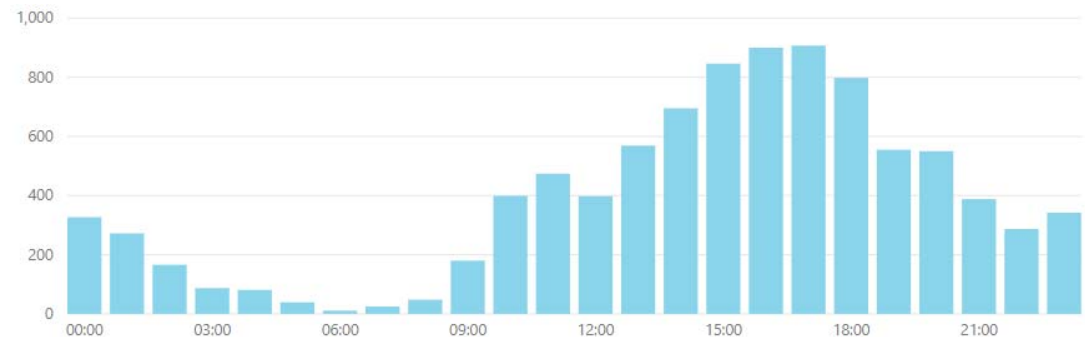


An 'interaction' is any instance where a Police Officer has reason to engage with a person who is not conforming with Legislation. Only when all efforts to encourage co-operation fail will Police Officers resort to enforcement.

All Time Intervention Locations



Interaction Times (All Time)



In response to the introduction of The Health Protection (Coronavirus) (Restrictions) (Scotland) Regulations 2020 and Coronavirus Act 2020, Police Scotland developed a 'Coronavirus Interventions' (CVI) recording system. This system allowed Police Scotland to begin gathering data in relation to the public co-operation levels with the new legislation. This system relies on Police Officers manually updating the system with the co-operation level when they encounter an individual in contravention of the new legislation.

Due to the manual input required to form this data set, the contents of this slide are indicative only. Actual figures will differ from those recorded on Crime Systems (please see slide 11), may be subject to change, and cannot be considered Official Police Statistics. They do provide an indication of the public co-operation levels across Scotland.

No figures should be considered as Official Police Statistics. These may not yet have been verified or validated.

OFFICIAL



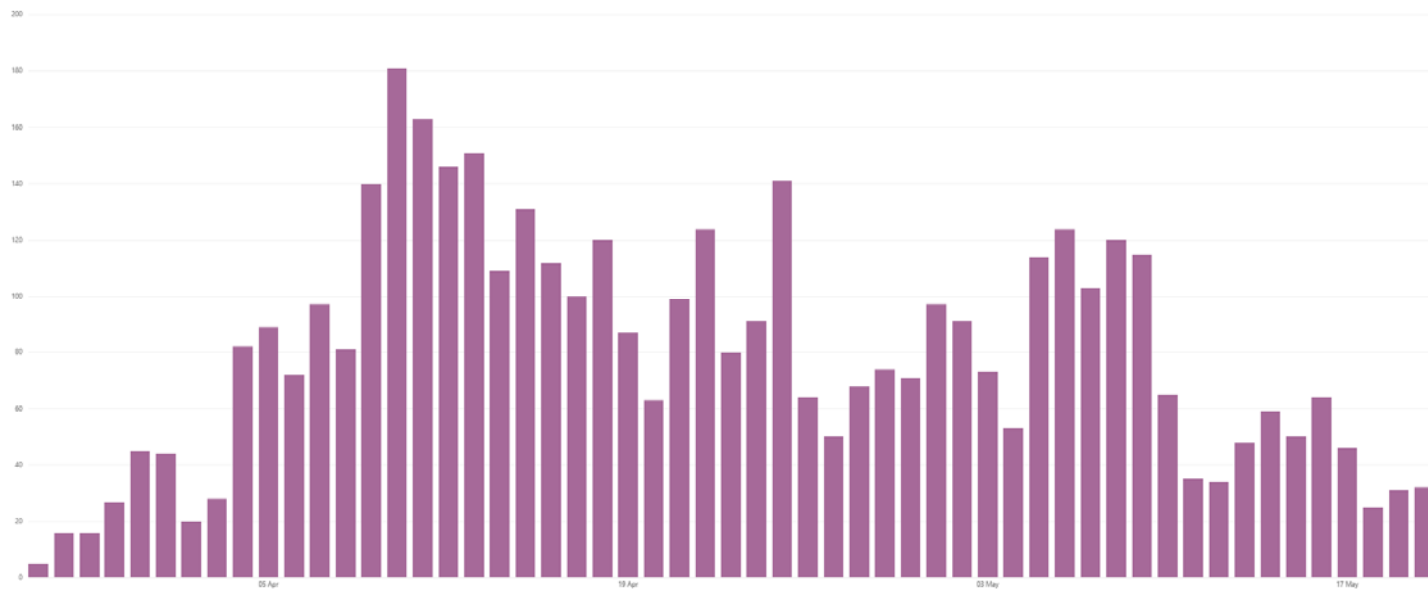
'Enforcement' of Coronavirus specific legislation

The following is a summary of all 'enforcement' action in relation to both The Health Protection (Coronavirus) (Restrictions) (Scotland) Regulations 2020 and Coronavirus Act 2020.

This includes all Fixed Penalty Notices issued and processed by Police Scotland. It also includes all occasions that a charge was labelled and recorded on Police Scotland's Crime Recording System against a person in relation to the aforementioned legislation. This is a true value of the volume of recorded 'enforcement' activity, but does not provide the granularity of the Coronavirus Intervention (CVI) recording system and does not capture the earlier phases of the '4 E's' approach.

These values remain subject to change as offences are retrospectively added or amended and do not match the indicative 'enforcement' values from the CVI recording system.

Volume of Covid-19 Charges by Date



March	27-Mar	28-Mar	29-Mar	30-Mar	31-Mar
2020	5	16	16	27	45

April	1-Apr	2-Apr	3-Apr	4-Apr	5-Apr	6-Apr	7-Apr	8-Apr	9-Apr	10-Apr	11-Apr	12-Apr	13-Apr	14-Apr	15-Apr	16-Apr	17-Apr	18-Apr	19-Apr	20-Apr	21-Apr	22-Apr	23-Apr	24-Apr	25-Apr	26-Apr	27-Apr	28-Apr	29-Apr	30-Apr
2020	44	20	28	82	89	72	97	81	140	181	163	146	151	109	131	112	100	120	87	63	99	124	80	91	141	64	50	68	74	71

May	1-May	2-May	3-May	4-May	5-May	6-May	7-May	8-May	9-May	10-May	11-May	12-May	13-May	14-May	15-May	16-May	17-May	18-May	19-May	20-May	Total
2020	97	91	73	53	114	124	103	120	115	65	35	34	48	59	50	64	46	25	31	32	4366

No figures should be considered as Official Police Statistics. These may not yet have been verified or validated.

OFFICIAL



Weekly Absence (14 – 20 May 2020)

Total Absence Levels Line Graph – Comparison of 2019 to 2020

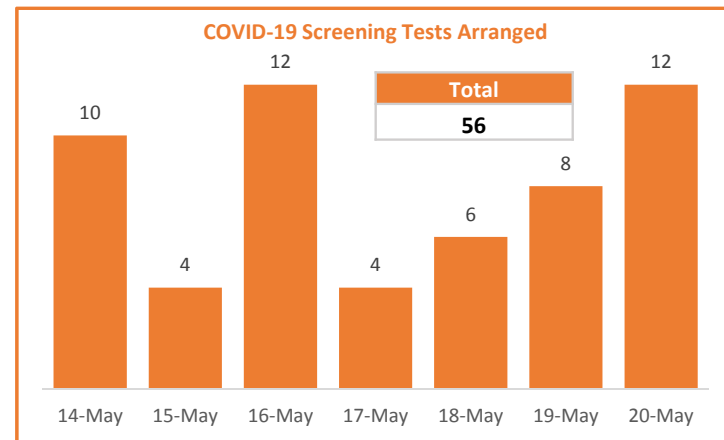


	14-May	15-May	16-May	17-May	18-May	19-May	20-May
2020	1182	1137	1102	1081	1072	1060	1053
2019	1052	1054	1034	1031	1028	1023	1023

Police Scotland Current Absences

As of 20 th May 2020	No.	Change from same day previous week	Change from same day previous week (%)
COVID-19	237	-141	-37%
Total Absences	1053	-149	-12%

COVID-19 Screening Tests Arranged



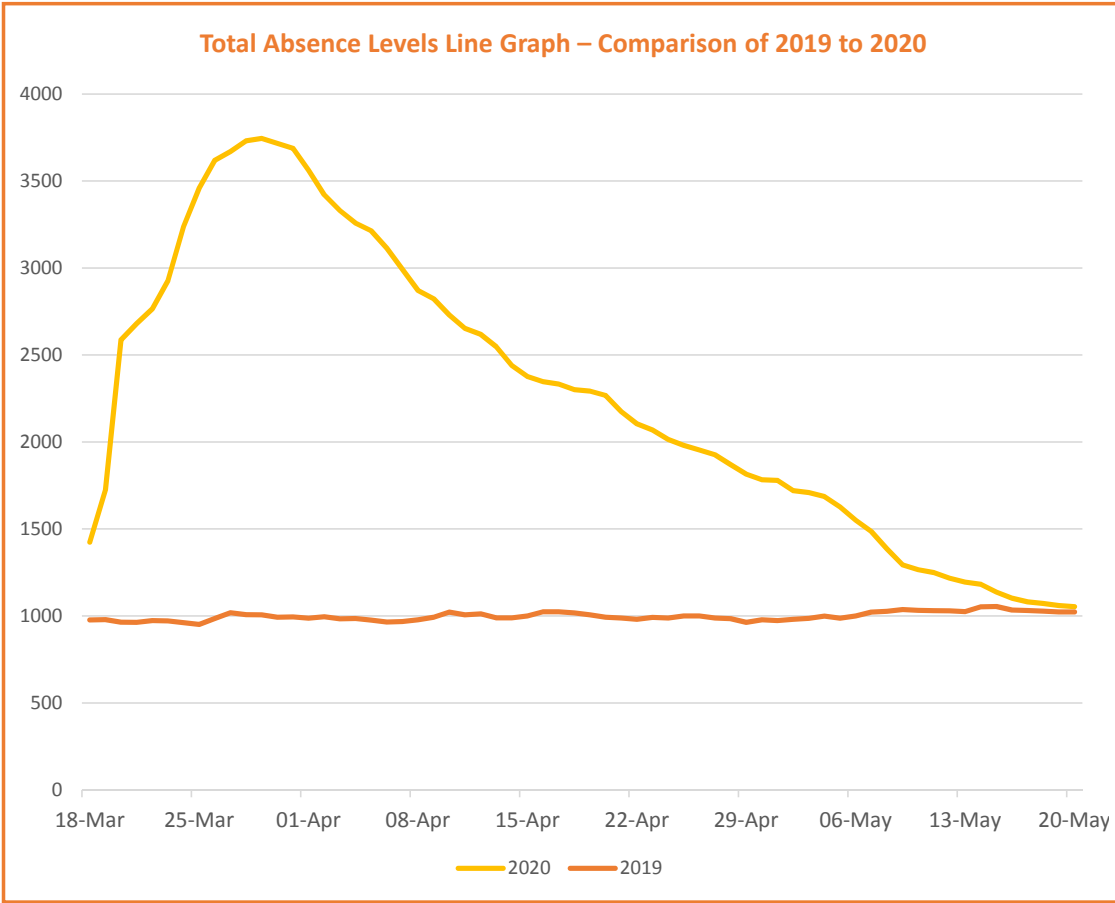
No figures should be considered as Official Police Statistics. These may not yet have been verified or validated.

OFFICIAL

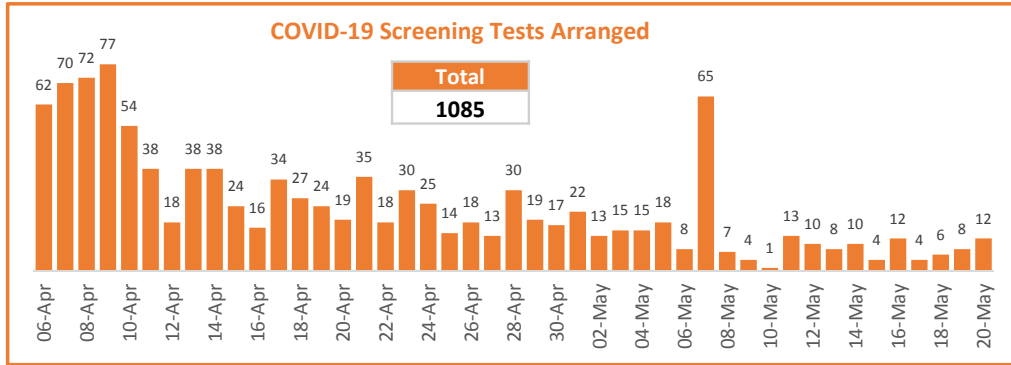


All Absence (18 March – 20 May 2020)

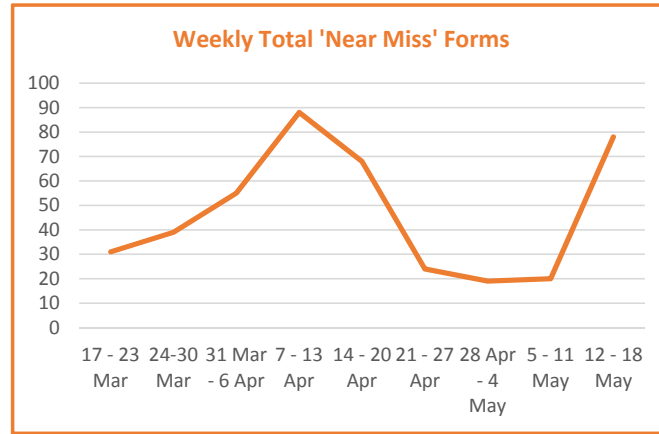
Total Absence Levels Line Graph – Comparison of 2019 to 2020



COVID-19 Screening Tests Arranged



Weekly Total 'Near Miss' Forms



'Near miss' forms in the context of the pandemic situation may be submitted for a variety of reasons i.e. when officers are potentially exposed to COVID-19 whilst not wearing PPE, where PPE malfunctions, or in any other instance an officer feels a risk to themselves in a specific occurrence relating to COVID-19. This can occur due to the reactive nature of Policing, as well as being influenced by training levels and supply of PPE. A sudden increase has been observed over the last week due to changes in recording procedures to allow officers to request asymptomatic testing.

Date	01-Apr	02-Apr	03-Apr	04-Apr	05-Apr	06-Apr	07-Apr	08-Apr	09-Apr	10-Apr	11-Apr	12-Apr	13-Apr	14-Apr	15-Apr	16-Apr	17-Apr	18-Apr	19-Apr	20-Apr	21-Apr	22-Apr	23-Apr	24-Apr	25-Apr	26-Apr	27-Apr	28-Apr	29-Apr	30-Apr	31-Mar
2020	3562	3421	3330	3258	3214	3114	2992	2871	2823	2730	2653	2619	2548	2440	2376	2347	2333	2301	2292	2268	2175	2105	2069	2015	1981	1954	1926	1870	1815	1783	
2019	987	995	983	985	976	965	968	978	993	1022	1006	1012	989	989	1000	1024	1024	1017	1006	993	988	981	992	988	1000	1000	988	984	963	978	

Date	01-May	02-May	03-May	04-May	05-May	06-May	07-May	08-May	09-May	10-May	11-May	12-May	13-May	14-May	15-May	16-May	17-May	18-May	19-May	20-May
2020	1779	1720	1709	1686	1626	1550	1486	1385	1293	1266	1249	1217	1194	1182	1137	1102	1081	1072	1060	1053
2019	973	981	986	999	987	1000	1022	1027	1037	1032	1030	1029	1025	1052	1054	1034	1031	1028	1023	1023

No figures should be considered as Official Police Statistics. These may not yet have been verified or validated.

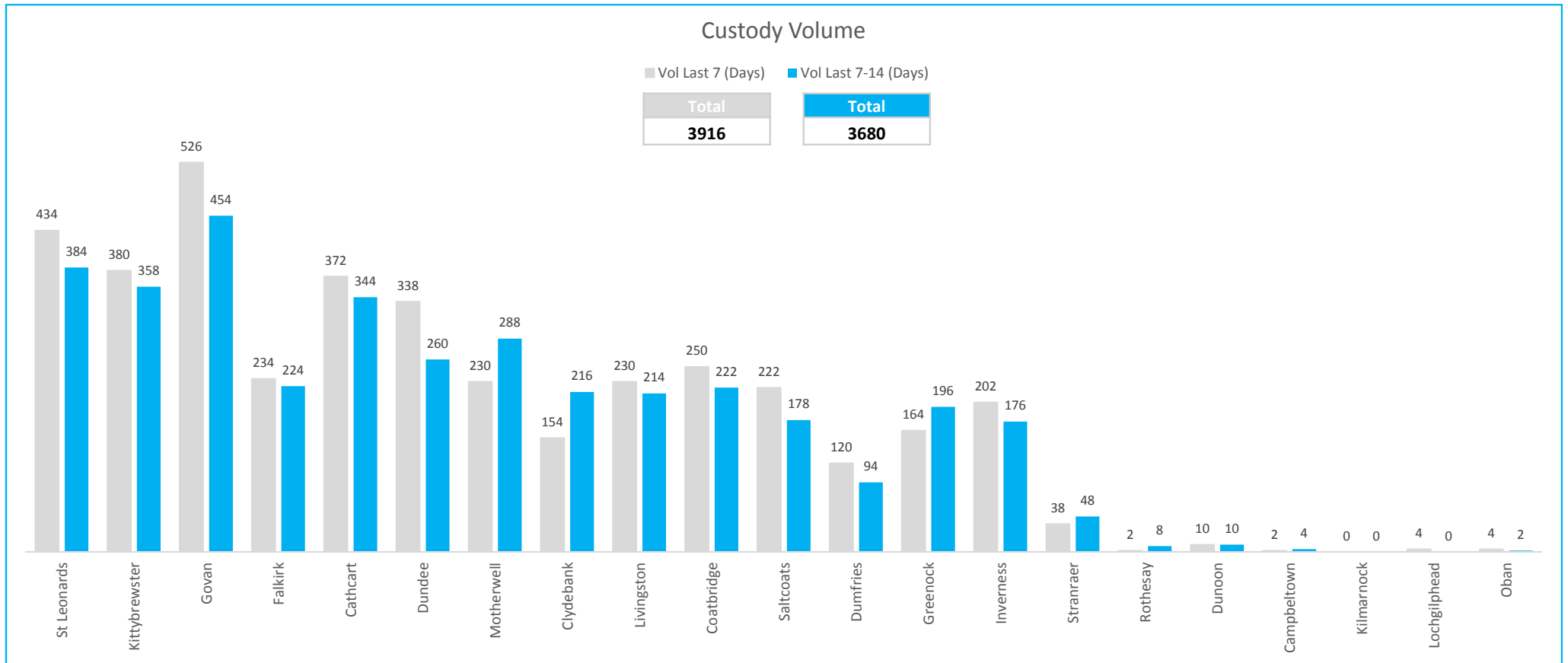
OFFICIAL

OFFICIAL



Custody Volume

The below bar chart displays the custody volume in each custody centre weekly. In this chart the blue bar represents the volume over the last 7 days (7-13 May 2020), and the grey bar represents the 7 days prior to that. As can be seen, custody volume has remain static over the last 2 weeks.



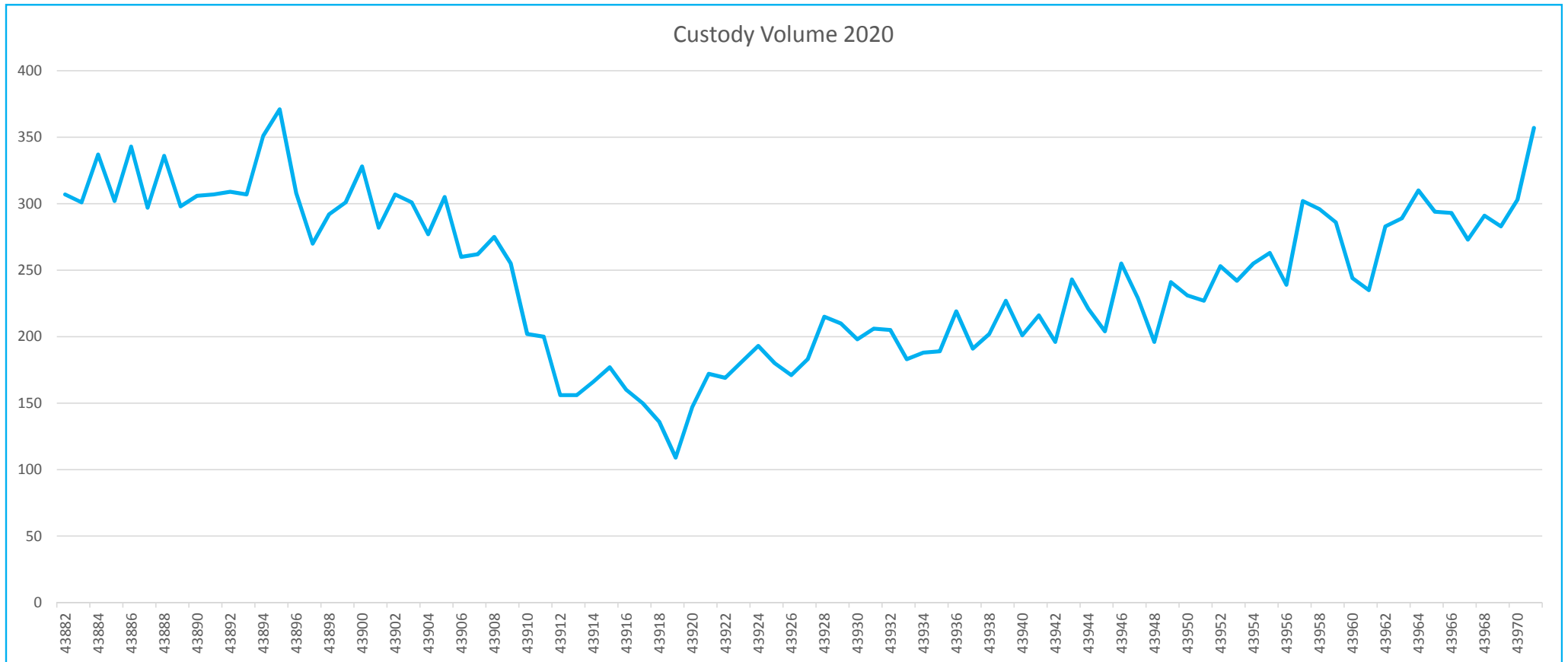
No figures should be considered as Official Police Statistics. These may not yet have been verified or validated.

OFFICIAL



Custody Volume

The below bar chart displays the total custody volume over time. As can be seen, the number of custodies fell on the approach to 'lockdown', reaching their lowest level on 29th March. Since that date Custodies have steadily increased.



No figures should be considered as Official Police Statistics. These may not yet have been verified or validated.

OFFICIAL