

Report To:	SPA Board Members		
Meeting Date:		Agenda Item:	
Report Title:	Operation Talla Weekly Update		
Sponsored by:		Presented by:	DCC Graham
Appendix Attached:	APPENDIX A – Weekly COVID-19 Bulletin		
Report Classification			
Police Scotland:	For Noting		
SPA:	For Noting		
EXECUTIVE SUMMARY			
1.	Purpose		
1.1	<p>This paper provides the Scottish Police Authority (SPA) with a weekly update on policing changes seen during Operation TALLA, Police Scotland’s COVID-19 response.</p> <p>This report contains the preceding week’s information and data on changing demands within the service centre, incident attendance and crime. It will also consider our COVID-19 response including our use of the emergency legislation and how we are assisting our officers and staff welfare throughout these challenging times.</p> <p>This update will have a reporting period, Thursday to Wednesday. For the purpose of this report, the week of Thursday 4th June 2020 to Wednesday 10th June 2020 is considered.</p>		
2.	Decision Requested		
2.1	N/A		
3.	Recommendation		
3.1	N/A		
4.	Alignment to Police Scotland Strategic Outcomes*		
4.1	<p>This report aligns to both Police Scotland’s Strategic Outcomes and the Operation TALLA Strategic Objectives as set out by DCC Malcolm Graham.</p> <p>This report discusses the flexible and adaptable response to the challenges posed by COVID-19 on Police Scotland (SO1, SO2 and SO5). It further highlights the activities undertaken by Police Scotland to protect our people (SO4). The levels of intervention activity discussed in the report serve to protect our communities from COVID-19 (SO1, SO2). The frequent, transparent publication of papers, such as this, and those published on the Police Scotland website provide engagement with communities, to maintain trust and confidence (SO3)</p>		

5.	Main Report
-----------	--------------------

5.1 CURRENT LANDSCAPE

Over the last week, Scotland have continued to apply guidelines in line with ‘Phase 1 of Scotland’s route map through and out of the Crisis’ which were implemented on 29th May. There has been some speculation that ‘Phase 2’ could begin on or around 19th June, although the exact nature of the relaxation afforded by this phase is unknown

The weather during this week has deteriorated somewhat to that seen at the start of the month and this is assessed to have had a significant impact on the behaviour of the public, demands on the Police and resultant Intervention activity.

Highly publicised public protests have occurred in many areas of the country, particularly over the weekend of 6-7th June. These protests may continue over the coming weeks creating a new level of demand on the organisation.

5.2 SERVICE CENTRE DEMAND

In the last week, the volume of 101 calls answered increased by 4% and the volume of 999 calls answered by Police Scotland has decreased by 32%. This is a reduction in demand of the 999 service in comparison to the week previous.

5.3 INCIDENT DEMAND

When compared to the previous week, incident volumes have decreased by 14.2%.

Public nuisance incidents saw a decrease of 29.5% when compared to last week. Noise complaints decreased by 11.1% when compared to last week. Theft incidents remain static when compared with last week. Assault incidents decreased by 23.8% and Missing Person incidents have decreased by 25.1% when compared to the previous week.

In comparison to the previous year, each of these incident types with the exception of public nuisance and noise are still trending significantly lower.

5.4 CRIME

Crime is currently trending lower than seasonal averages. Recorded crime has decreased by 18.5% from the previous week and is down 13.5% when compared to the same week last year.

There has been an increase of 7.8% in the level of Fraud from the previous week and the volume of Fraud remains higher than last year. The increase this year may in part be due to a change in the reporting standards for Fraud introduced at the beginning of April, making a comparison to last year less appropriate.

5.5 COVID-19 INTERVENTION ACTIVITY

As the governmental guidance has moved to “Phase 1” of easing lockdown restrictions, Police Scotland’s use of the COVID-19 legislation continues to be to engage with people, explain the provisions and encourage them to comply with the necessary restrictions, with enforcement action being taken only where absolutely necessary.

This has been the overall style and tone of policing the pandemic in Scotland since the inception of the public health emergency.

In the last seven days, Police Scotland officers attended 17581 incidents. This provides some context to the fact that the new intervention powers have been used on 3099 occasions, the vast majority non-punitive. This is a 51% decrease on last week’s figures. It is recognised that due to the manual nature of data recording for these lower level interventions, Police Scotland may not capture every occurrence of intervention activity. The result is that the percentage of intervention activity which results in enforcement will actually be smaller than reported.

Officers have only had to resort to enforcement action on 63 occasions throughout the week. This is 26% lower than the previous week.

5.6 PERSONAL PROTECTIVE EQUIPMENT (PPE)

The procurement and supply of PPE to officers and staff continues to be a priority, with significant ongoing efforts to ensure our officers and staff are provided with the protection, training and guidance they require. The Operation TALLA Logistics Cell continues to provide this 24 hours a day.

Up to and including the 10th June, over 14000 frontline police officers and staff have been trained in, supplied or resupplied appropriate PPE. This is in conjunction with significant measures to implement physical distancing within the workplace wherever possible.

Recent protest activity across the country and the resulting resourcing implications have led to an uplift in PPE usage. Current stocks are adequate to absorb this and moving forward it has been factored into calculations for restocking.

5.7 ABSENCE

Over the past week, employee absence levels have consistently trended below levels of the same dates in 2019. The Scottish approach to ‘Test and Protect’ in order to limit the spread of the virus moving forwards, may see pockets of absence across teams or shifts as a precautionary measure. This creates the possibility of resurgence in absence rates, so this continues to be closely monitored, with appropriate mitigation processes in place if required.

5.8 OFFICER AND STAFF COVID-19 SCREENING

People & Development continue to support our workforce and to provide reassurance to officers and staff who are **symptomatic**. To assist with returning them to work as soon as possible, a formal COVID-19 testing regime continues. Up to and including 10th June around 1100 tests have been arranged. Of these tests, around 200 have returned as positive for COVID-19.

Testing of **asymptomatic** officers and staff based on risk commenced on 14th May and over 200 tests have been arranged up to and including 10th June. Further work continues to establish if such testing could become more available as the Scottish Government Test and Protect strategy is implemented.

Police Scotland continues to be engaged in discussions about the opportunities to introduce workplace antibody testing should a valid test becomes available in Scotland.

5.9 COVID-19 NEAR MISSES

‘Near-miss’ forms in the context of the pandemic situation may be submitted for a variety of reasons i.e. when officers are potentially exposed to COVID-19 whilst not wearing PPE, where PPE malfunctions, or in any other instance an officer feels a risk to themselves in a specific occurrence relating to COVID-19. This can occur due to the reactive nature of policing, as well as being influenced by training levels and supply of PPE.

In the last week we have seen 54 of these forms submitted, which has decreased from last week by 33%. The number of forms submitted continues to be attributable to the process for requesting an asymptomatic COVID-19 screening test due to an occupational risk requiring the submission of a ‘near-miss’ form. Many of the reports would not have been submitted without this requirement. The number of incidents where a lack of PPE is identified has not risen.

5.10 CUSTODY

‘Custody volume’ refers to the amount of individuals held in Police Scotland custody facilities at a given time. The number of custodies fell on the approach to ‘lockdown’, reaching their lowest level on 29th March. Since that date, total custody volumes have steadily increased and, as with recent weeks, continue to be comparable to pre-COVID business as usual levels. COVID custody levels (those custodies purported to have COVID symptoms) been trending at a slight increase week on week.

5.11 SUBMISSION

This report is submitted to the SPA for information and consideration.

Appendix A – COVID-19 Weekly Bulletin contains the information which will be released publically by Police Scotland. This information will continue to be released weekly and will synchronise with the weekly SPA reporting for consistent, single data timelines.

COVID-19 WEEKLY BULLETIN

4 June – 10 June 2020

SERVING A
CHANGING SCOTLAND



SCOTTISH POLICE
AUTHORITY

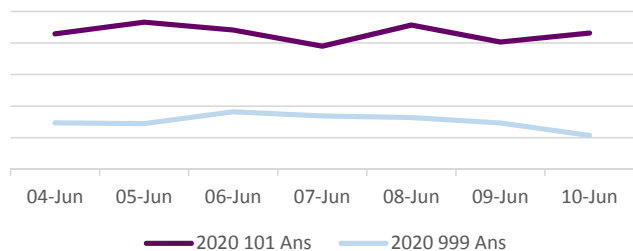
No figures should be considered as Official Police Statistics. These may not yet have been verified or validated.

OFFICIAL

Service Centre Demand

Service Centre Demand

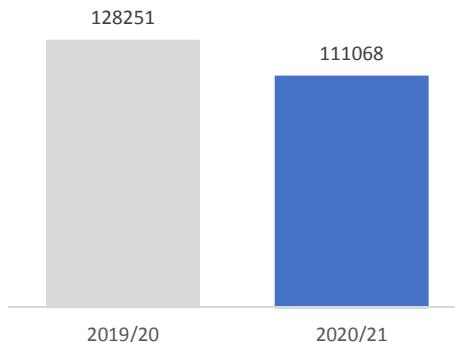
The volume of 101 calls answered has remained at a relatively consistent level over the reporting period. The volume of 999 calls answered is comparable to the previous year.



Crime Levels

Crime Volume (19 March – Present compared to Previous Year)

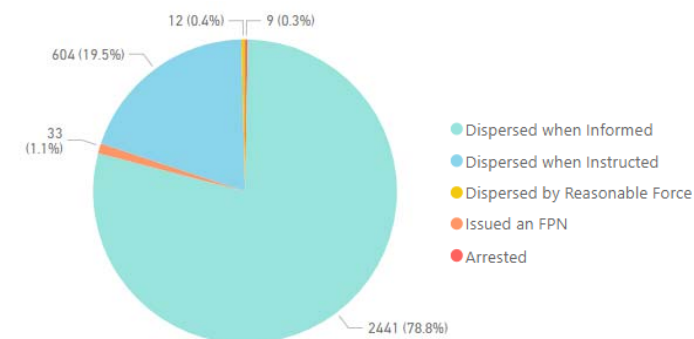
Crime has continued to trend at levels lower than the seasonal average, and total volume year to date is still considerably lower than last year. Total 'Year to Date' volume is displayed below, further data is available in the Crime slide.



Coronavirus Legislation

Co-operation with new Coronavirus Legislation

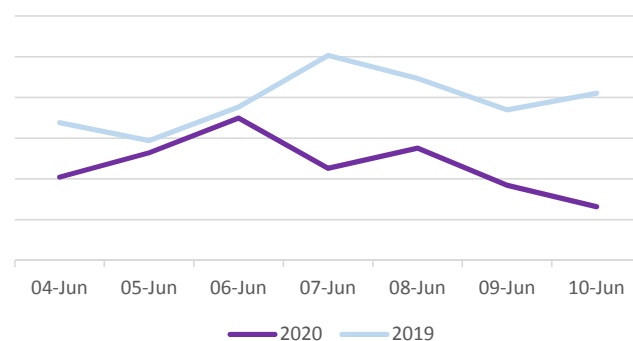
The below chart is indicative of the co-operation levels experienced by Police over the last 7 days. The vast majority of interactions between Police and the public continue to be resolved without enforcement.



Incident Demand

Incident Demand

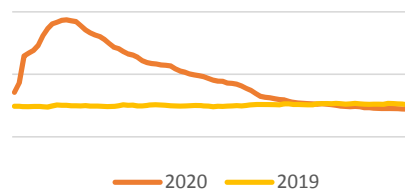
Incident volume this week shows lower levels compared to the same time last year. This has also seen a considerable decrease from the previous week.



Staff Absence and Welfare

Absences

Absences are now trending lower when compared to 2019.

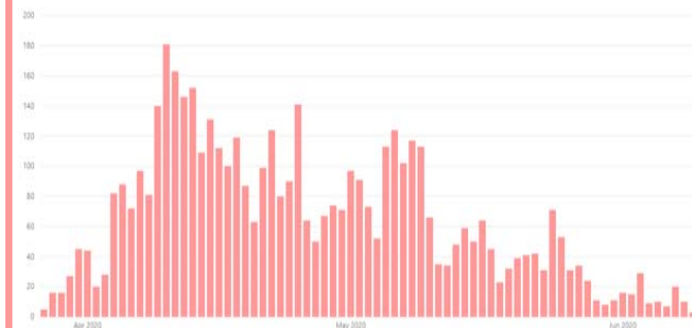


Staff COVID Screening

Testing of key workers for COVID-19 continues and the number of tests arranged for Police Scotland employees is broken down later in this report.

Total Number of Interactions Relating to Coronavirus Legislation

The below chart is indicative of the total number of FPNs issued and charges labelled since the introduction of the new legislation.

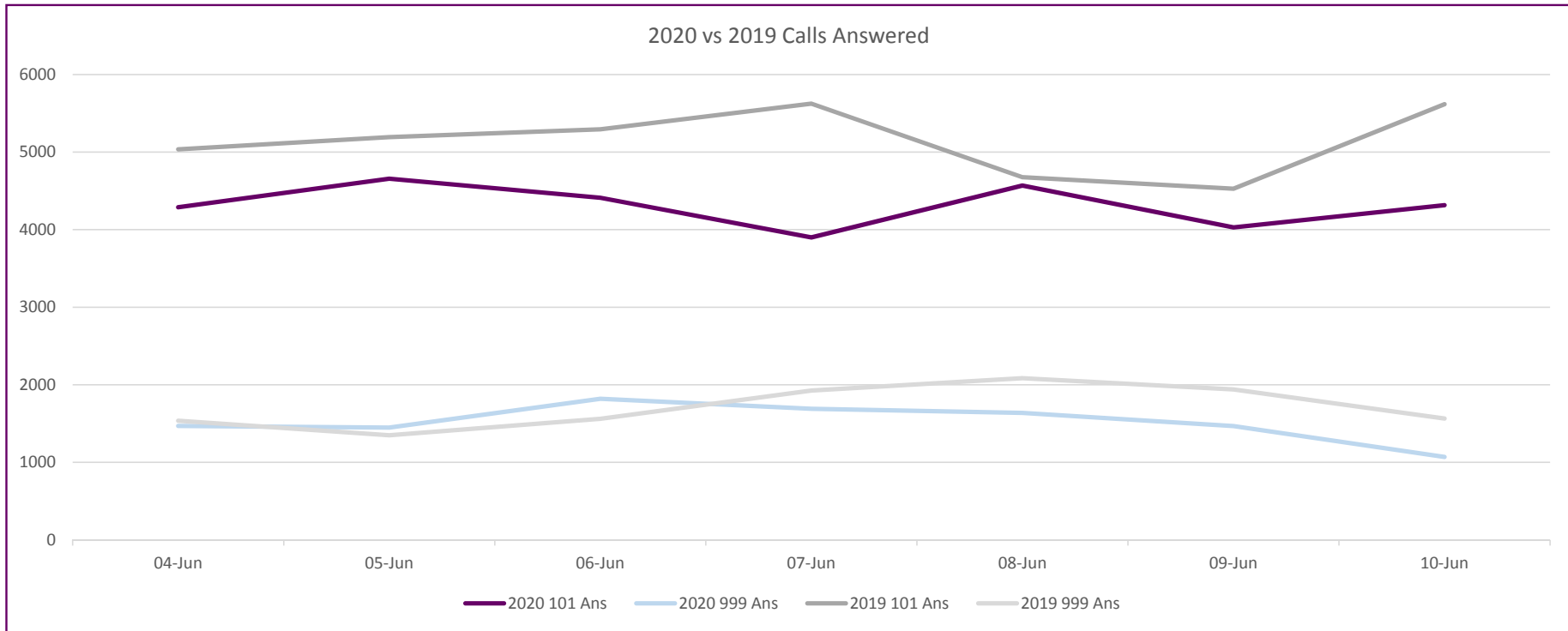


No figures should be considered as Official Police Statistics. These may not yet have been verified or validated.

OFFICIAL



Weekly Service Centre Demand (28 May - 3 June 2020)



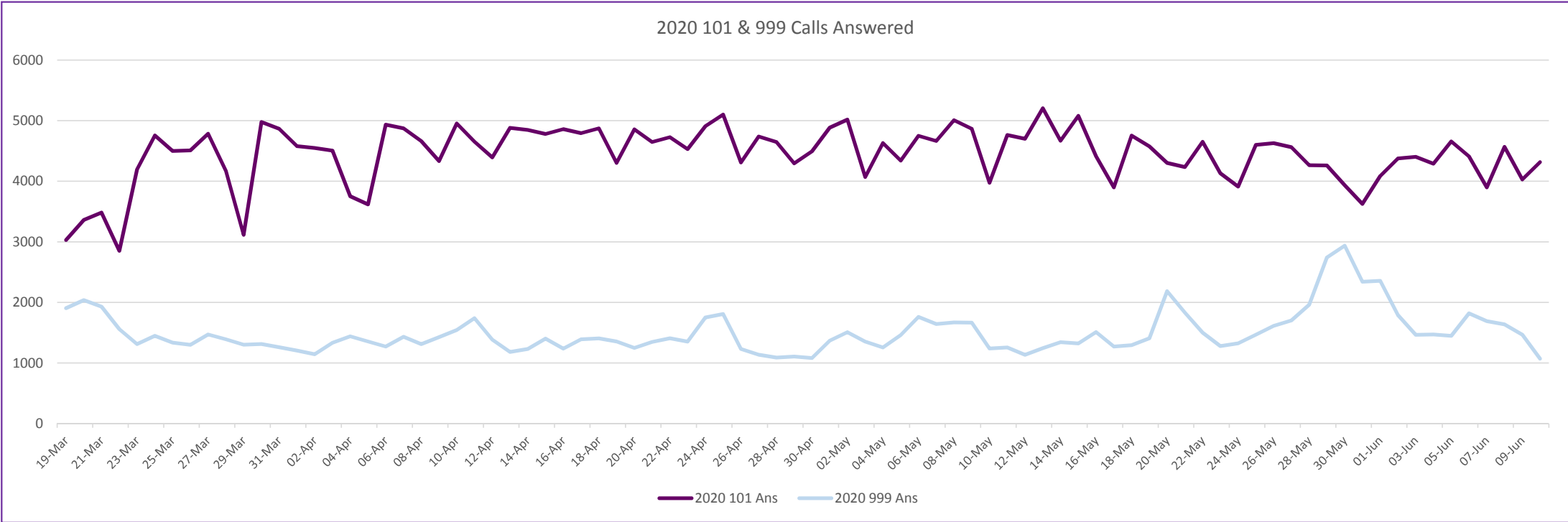
	04-Jun	05-Jun	06-Jun	07-Jun	08-Jun	09-Jun	10-Ju	Total
2020 101 Ans	4289	4657	4411	3899	4568	4029	4315	30168
2020 999 Ans	1470	1448	1819	1690	1637	1467	1070	10601
2019 101 Ans	5036	5193	5294	5625	4677	4527	5617	35969
2019 999 Ans	1536	1349	1561	1925	2085	1939	1564	11959

No figures should be considered as Official Police Statistics. These may not yet have been verified or validated.

OFFICIAL



Cumulative Service Centre Demand (19 March – 10 June 2020)

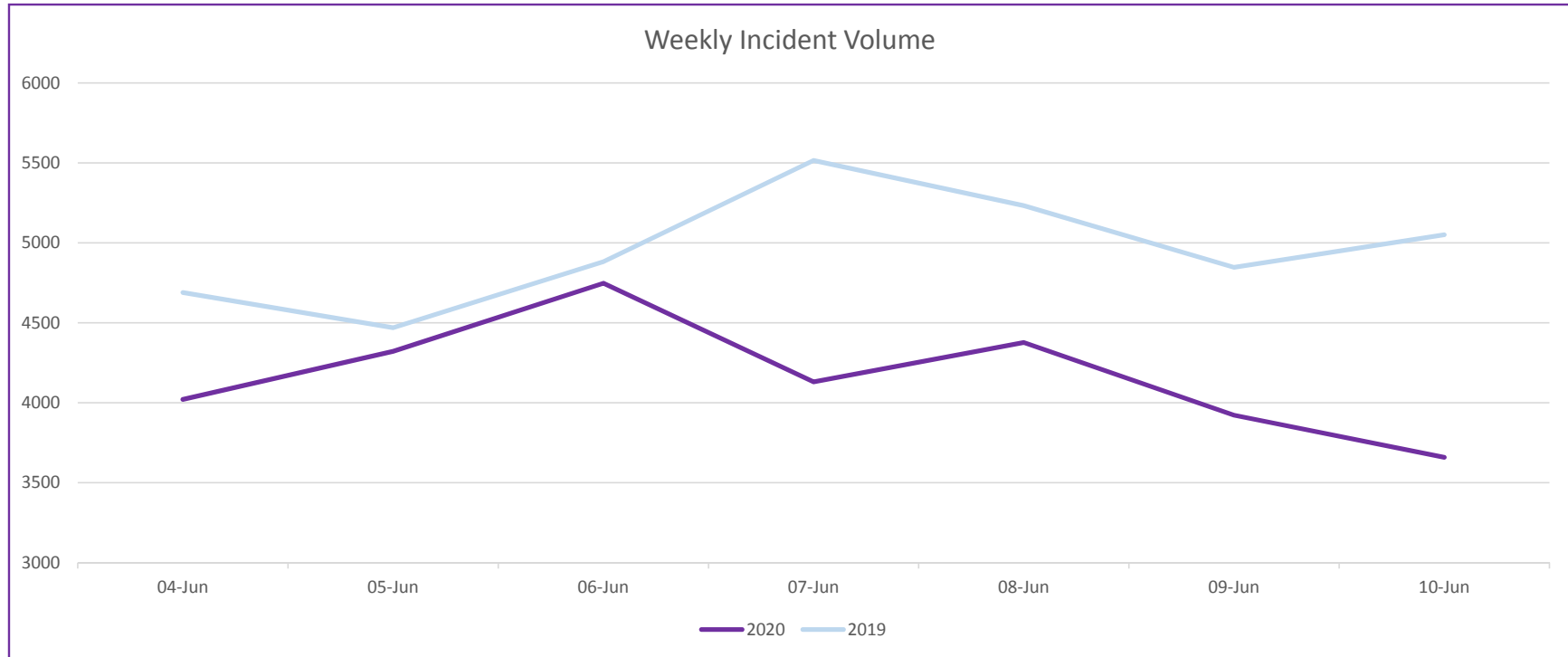


Total	Total	March																														
2020 101 Ans	343239	2020 101 Ans	3029	3362	3484	2852	4196	4755	4499	4510	4784	4169	3115	4977	4866	1904	2038	1929	1558	1311	1447	1336	1299	1471	1391	1302	1314	1259				
2020 999 Ans	115125	2020 999 Ans	1204	1145	1333	1440	1355	1272	1432	1312	1426	1545	1739	1386	1182	1232	1403	1238	1391	1406	1354	1248	1348	1408	1353	1752	1808	1231	1137	1090	1106	1082
April	01-Apr	02-Apr	03-Apr	04-Apr	05-Apr	06-Apr	07-Apr	08-Apr	09-Apr	10-Apr	11-Apr	12-Apr	13-Apr	14-Apr	15-Apr	16-Apr	17-Apr	18-Apr	19-Apr	20-Apr	21-Apr	22-Apr	23-Apr	24-Apr	25-Apr	26-Apr	27-Apr	28-Apr	29-Apr	30-Apr		
2020 101 Ans	4579	4550	4506	3753	3618	4935	4873	4663	4332	4954	4654	4394	4881	4846	4780	4861	4793	4874	4303	4856	4647	4728	4530	4910	5101	4311	4739	4647	4295	4494		
2020 999 Ans	1204	1145	1333	1440	1355	1272	1432	1312	1426	1545	1739	1386	1182	1232	1403	1238	1391	1406	1354	1248	1348	1408	1353	1752	1808	1231	1137	1090	1106	1082		
May	01-May	02-May	03-May	04-May	05-May	06-May	07-May	08-May	09-May	10-May	11-May	12-May	13-May	14-May	15-May	16-May	17-May	18-May	19-May	20-May	21-May	22-May	23-May	24-May	25-May	26-May	27-May	28-May	29-May	30-May	31-May	
2020 101 Ans	4884	5017	4069	4630	4340	4751	4665	5008	4865	3974	4764	4701	5205	4668	5080	4412	3898	4754	4576	4302	4235	4652	4131	3911	4600	4629	4563	4264	4260	3935	3626	
2020 999 Ans	1369	1509	1353	1257	1461	1761	1644	1670	1666	1240	1257	1135	1244	1344	1322	1510	1271	1295	1407	2185	1831	1500	1278	1325	1467	1613	1702	1961	2741	2936	2342	
June	01-Jun	02-Jun	03-Jun	04-Jun	05-Jun	06-Jun	07-Jun	08-Jun	09-Jun	10-Jun																						
2020 101 Ans	4086	4376	4403	4289	4657	4411	3899	4568	4029	4315																						
2020 999 Ans	2356	1791	1465	1470	1448	1819	1690	1637	1467	1070																						

No figures should be considered as Official Police Statistics. These may not yet have been verified or validated.



Weekly Incident Demand (4 June - 10 June 2020)



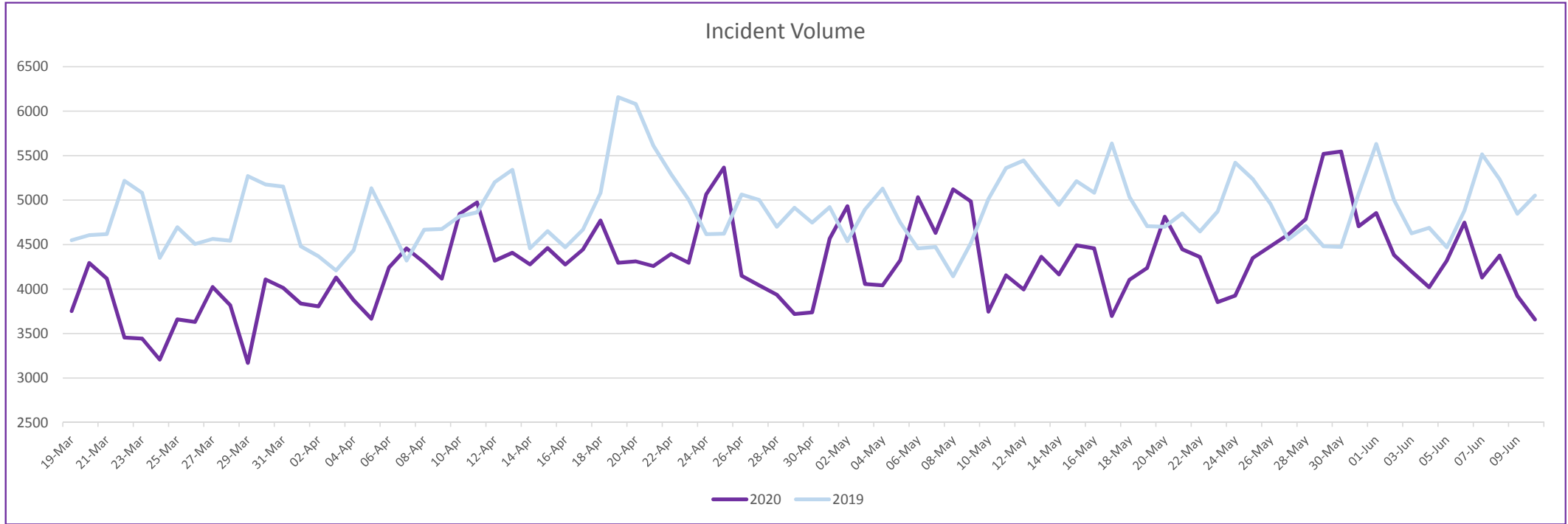
	04-Jun	05-Jun	06-Jun	07-Jun	08-Jun	09-Jun	10-Jun	Total
2020	4021	4321	4747	4130	4377	3922	3658	29176
2019	4689	4469	4882	5515	5233	4847	5051	34686

No figures should be considered as Official Police Statistics. These may not yet have been verified or validated.

OFFICIAL



Cumulative Incident Demand (19 March – 10 June 2020)



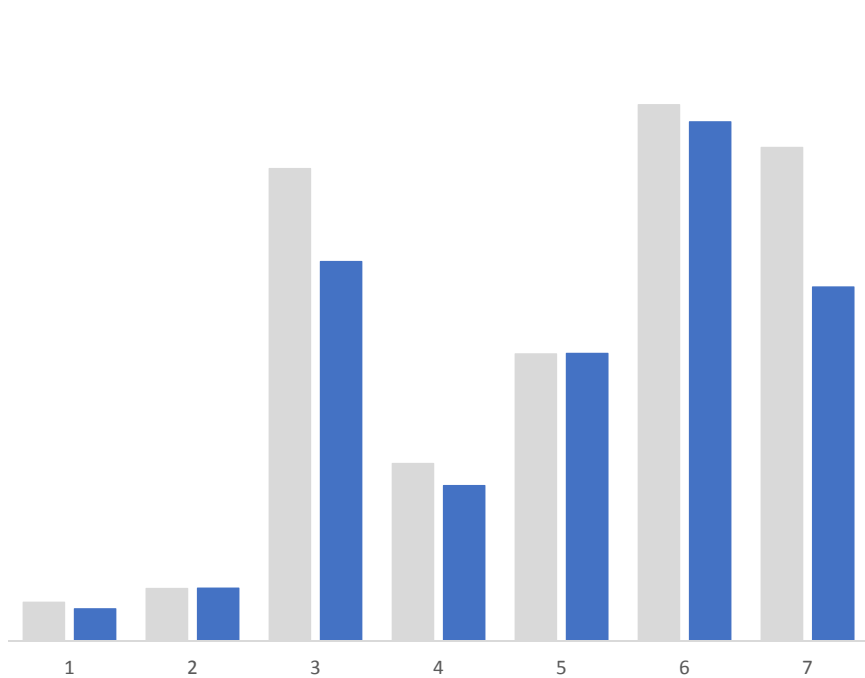
Total	Total																																March	19-Mar	20-Mar	21-Mar	22-Mar	23-Mar	24-Mar	25-Mar	26-Mar	27-Mar	28-Mar	29-Mar	30-Mar	31-Mar
2020	358591																																2020	3752	4293	4117	3455	3443	3207	3659	3631	4023	3819	3169	4109	4014
2019	410106																																2019	4549	4606	4618	5217	5082	4351	4695	4507	4564	4544	5270	5176	5152
April	01-Apr	02-Apr	03-Apr	04-Apr	05-Apr	06-Apr	07-Apr	08-Apr	09-Apr	10-Apr	11-Apr	12-Apr	13-Apr	14-Apr	15-Apr	16-Apr	17-Apr	18-Apr	19-Apr	20-Apr	21-Apr	22-Apr	23-Apr	24-Apr	25-Apr	26-Apr	27-Apr	28-Apr	29-Apr	30-Apr																
2020	3837	3806	4130	3874	3666	4242	4458	4298	4117	4844	4974	4319	4408	4277	4462	4276	4444	4771	4296	4312	4258	4395	4296	5067	5366	4150	4042	3937	3719	3738																
2019	4482	4368	4209	4436	5134	4738	4321	4668	4676	4818	4863	5202	5340	4457	4651	4470	4668	5079	6157	6080	5611	5292	5004	4617	4622	5063	5002	4701	4915	4747																
May	01-May	02-May	03-May	04-May	05-May	06-May	07-May	08-May	09-May	10-May	11-May	12-May	13-May	14-May	15-May	16-May	17-May	18-May	19-May	20-May	21-May	22-May	23-May	24-May	25-May	26-May	27-May	28-May	29-May	30-May	31-May															
2020	4568	4932	4056	4042	4324	5033	4631	5122	4986	3746	4155	3995	4363	4164	4492	4458	3697	4104	4237	4814	4447	4360	3854	3927	4350	4481	4613	4787	5520	5547	4706															
2019	4921	4539	4896	5130	4749	4458	4474	4144	4516	5012	5361	5445	5189	4946	5213	5083	5637	5037	4707	4701	4851	4647	4873	5420	5236	4957	4559	4708	4482	4473	5074															
June	01-Jun	02-Jun	03-Jun	04-Jun	05-Jun	06-Jun	07-Jun	08-Jun	09-Jun	10-Jun																																				
2020	4854	4383	4197	4021	4321	4747	4130	4377	3922	3658																																				
2019	5632	5002	4626	4689	4469	4882	5515	5233	4847	5051																																				



Weekly Crime Demand (1 June - 7 June 2020)

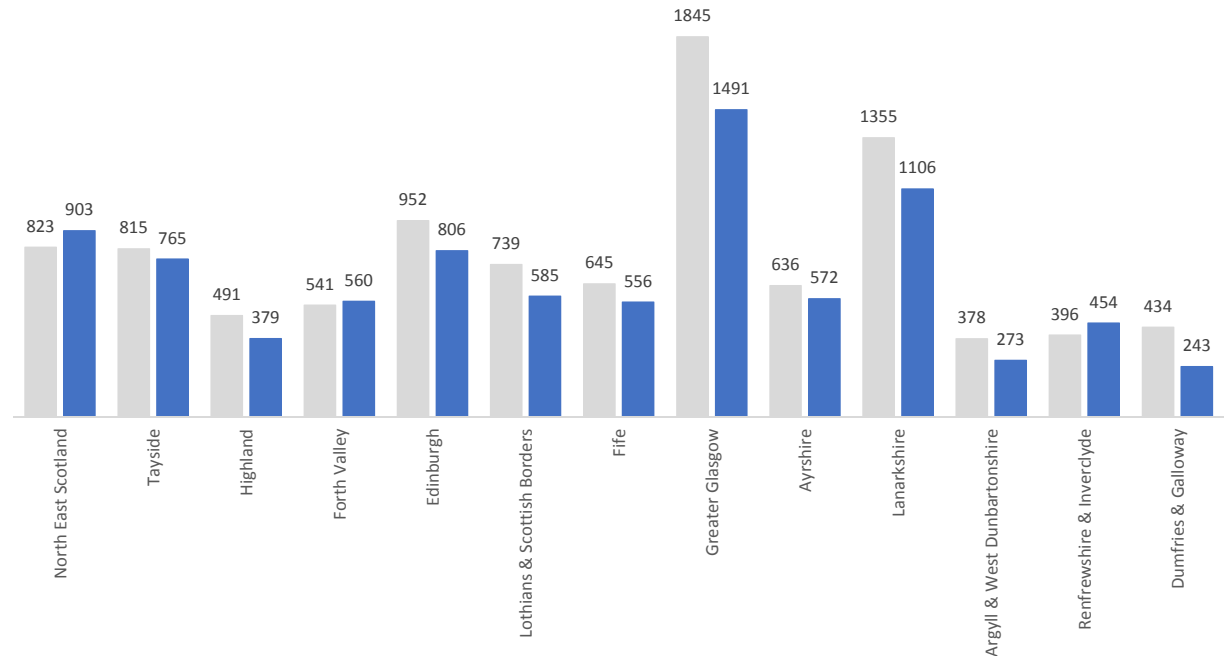
Weekly Crime by Group

■ 2019/20 ■ 2020/21



Weekly Crime by Division

■ 2019/20 ■ 2020/21



Crime Group	1	2	3	4	5	6	7	Total
2019/20	188	255	2308	866	1402	2620	2411	10050
2020/21	156	257	1853	758	1404	2536	1729	8693

Most Crime Groups (with exception of Group 5) show a decrease when the preceding weeks volume is compared to the same period in 2019. Group 5 and Group 2 crime types have seen levels comparable to the previous year.

More information regarding Crime Groups can be found [via this link](#)

No figures should be considered as Official Police Statistics. These may not yet have been verified or validated.

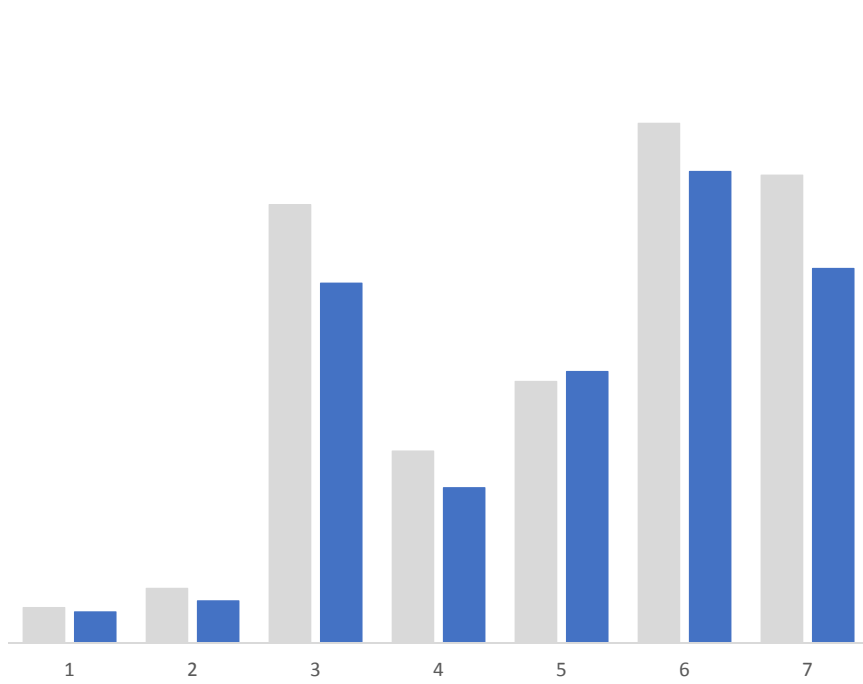
OFFICIAL



Cumulative Crime Demand (9 March – 7 June 2020)

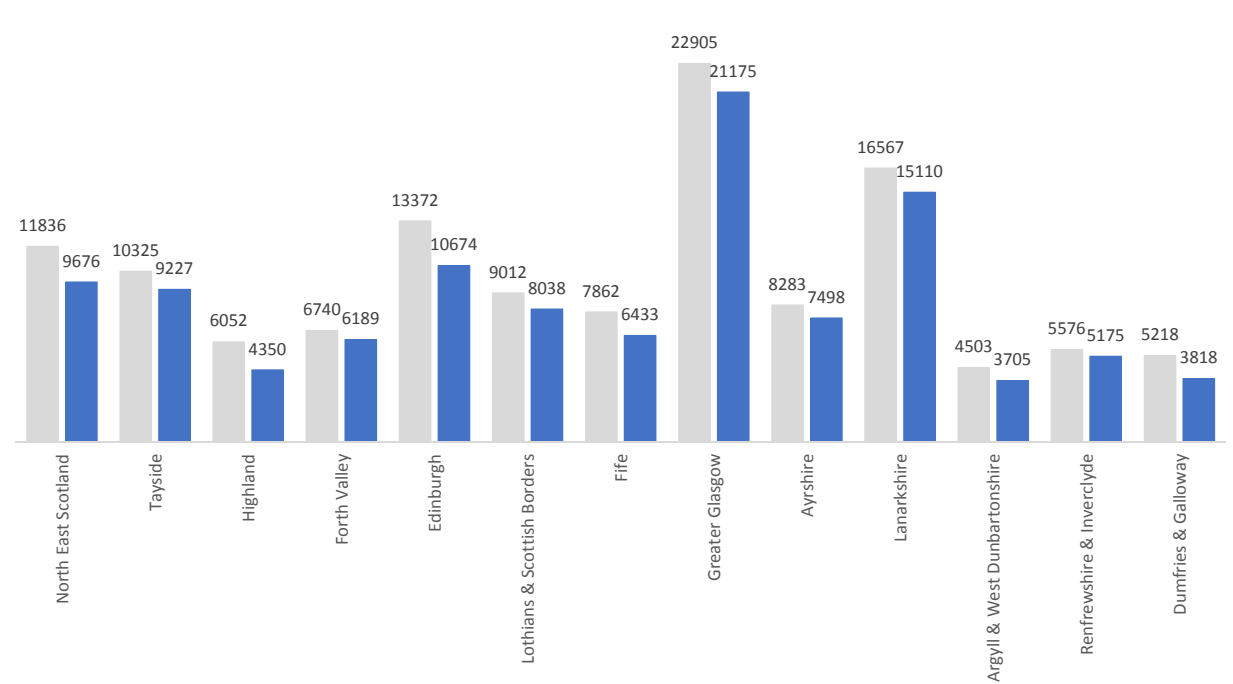
Total Crime by Group

■ 2019/20 ■ 2020/21



Total Crime by Division

■ 2019/20 ■ 2020/21



Crime Group	1	2	3	4	5	6	7	Total
2019/20	2291	3534	28565	12490	17028	33861	30482	128251
2020/21	2003	2724	23436	10103	17678	30723	24401	111068

All Crime Groups (with the exception of Group 5) show a decrease in volume when compared to the same period in 2019. Group 5 crime is slightly higher in volume and has remained static in the weekly records as mentioned. All Divisions show a decrease in volume when compared to the same time period in 2019.

More information regarding Crime Groups can be found [via this link](#)

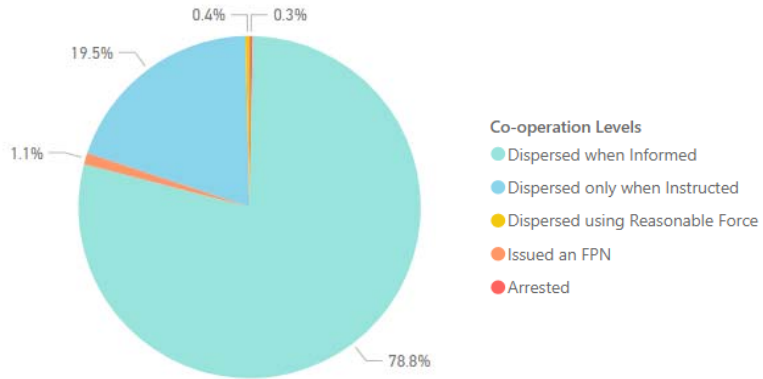
No figures should be considered as Official Police Statistics. These may not yet have been verified or validated.

OFFICIAL

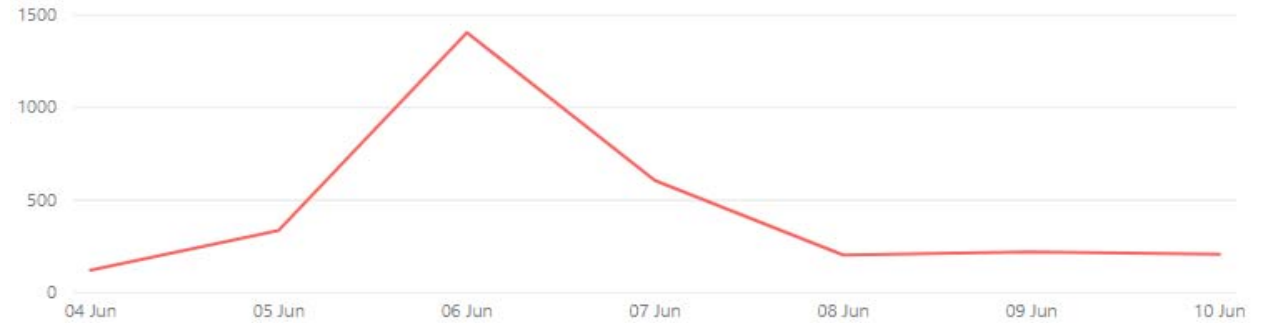


Weekly Coronavirus Legislation Co-operation (4 June – 10 June 2020)

Weekly Cooperation Levels

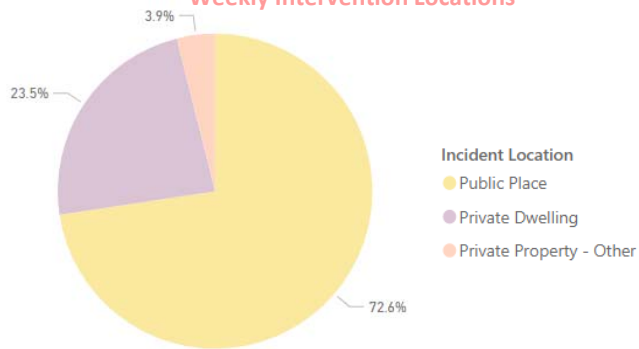


Interaction Totals over Preceding Week

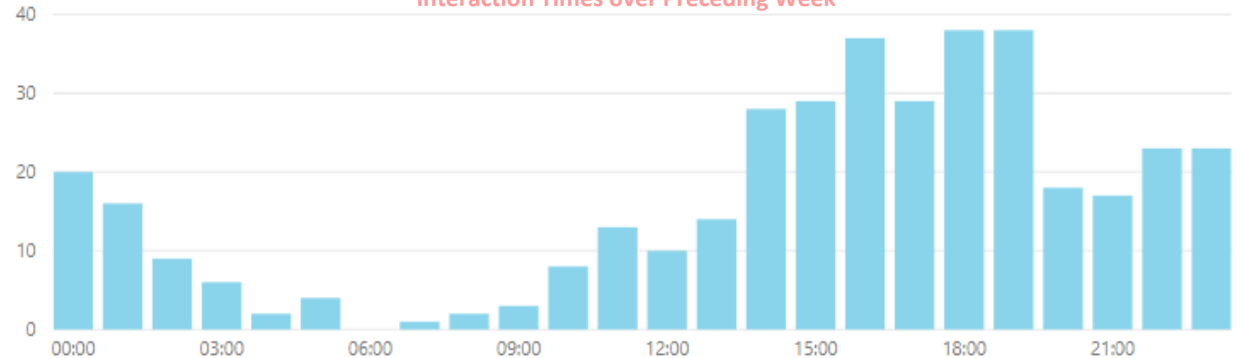


An 'interaction' is any instance where a Police Officer has reason to engage with a person who is not conforming with Legislation. Only when all efforts to encourage co-operation fail will Police Officers resort to enforcement.

Weekly Intervention Locations



Interaction Times over Preceding Week



In response to the introduction of The Health Protection (Coronavirus) (Restrictions) (Scotland) Regulations 2020 and Coronavirus Act 2020, Police Scotland developed a 'Coronavirus Interventions' (CVI) recording system. This system allowed Police Scotland to begin gathering data in relation to the public co-operation levels with the new legislation. This system relies on Police Officers manually updating the system with the co-operation level when they encounter an individual in contravention of the new legislation.

Due to the manual input required to form this data set, the contents of this slide are indicative only. Actual figures will differ from those recorded on Crime Systems (please see slide 11), may be subject to change, and cannot be considered Official Police Statistics. They do provide an indication of the public co-operation levels across Scotland.

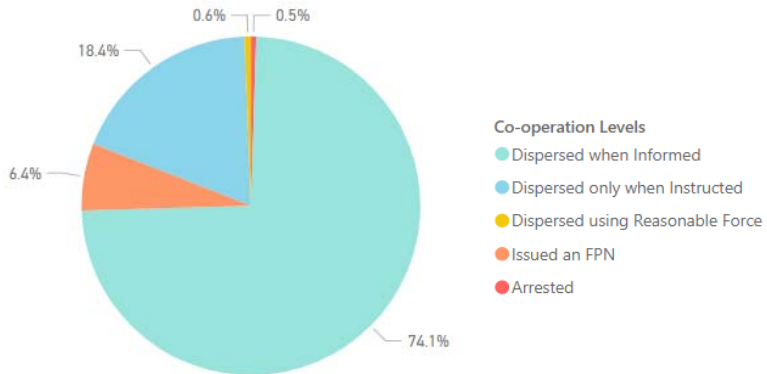
No figures should be considered as Official Police Statistics. These may not yet have been verified or validated.

OFFICIAL



Coronavirus Legislation Co-operation (27 March – 10 June 2020)

All Time Cooperation Levels

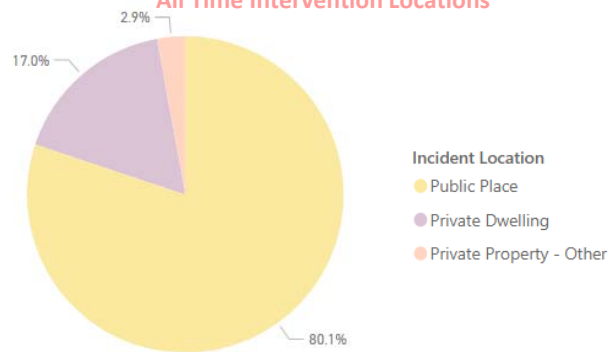


Interaction Totals (All Time)

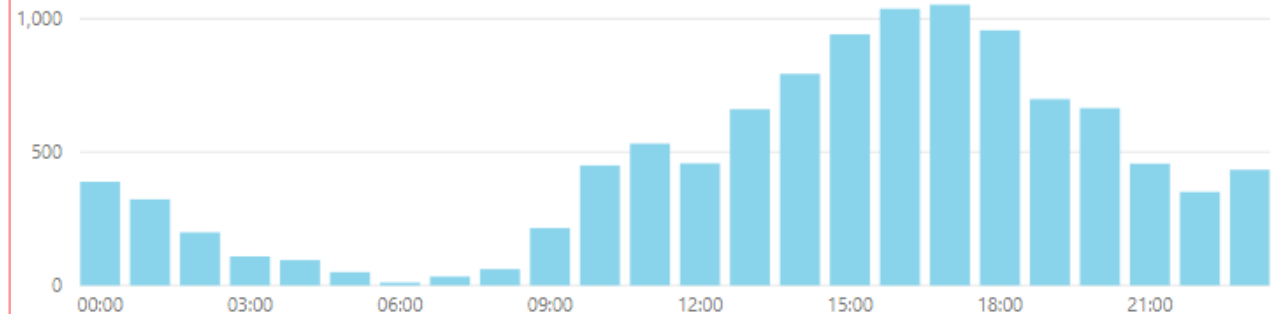


An 'interaction' is any instance where a Police Officer has reason to engage with a person who is not conforming with Legislation. Only when all efforts to encourage co-operation fail will Police Officers resort to enforcement.

All Time Intervention Locations



Interaction Times (All Time)



In response to the introduction of The Health Protection (Coronavirus) (Restrictions) (Scotland) Regulations 2020 and Coronavirus Act 2020, Police Scotland developed a 'Coronavirus Interventions' (CVI) recording system. This system allowed Police Scotland to begin gathering data in relation to the public co-operation levels with the new legislation. This system relies on Police Officers manually updating the system with the co-operation level when they encounter an individual in contravention of the new legislation.

Due to the manual input required to form this data set, the contents of this slide are indicative only. Actual figures will differ from those recorded on Crime Systems (please see slide 11), may be subject to change, and cannot be considered Official Police Statistics. They do provide an indication of the public co-operation levels across Scotland.

No figures should be considered as Official Police Statistics. These may not yet have been verified or validated.

OFFICIAL

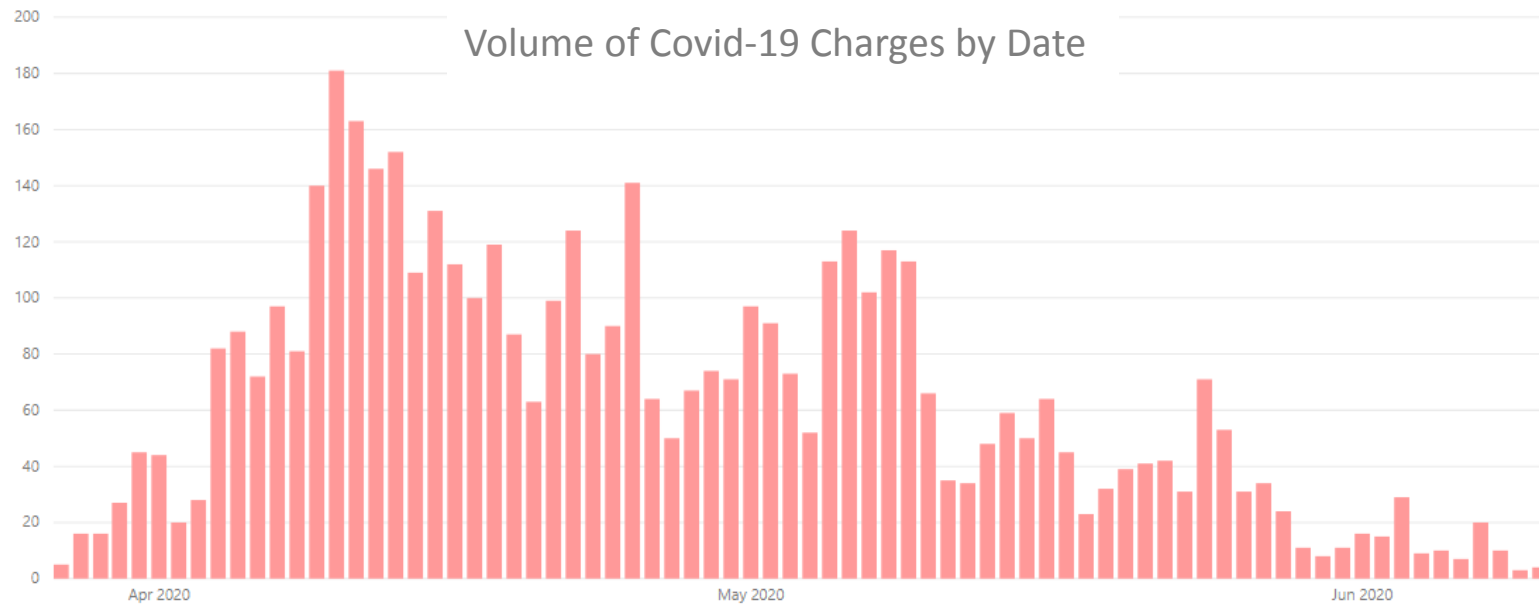


'Enforcement' of Coronavirus specific legislation

The following is a summary of all 'enforcement' action in relation to both The Health Protection (Coronavirus) (Restrictions) (Scotland) Regulations 2020 and Coronavirus Act 2020.

This includes all Fixed Penalty Notices issued and processed by Police Scotland. It also includes all occasions that a charge was labelled and recorded on Police Scotland's Crime Recording System against a person in relation to the aforementioned legislation. This is a true value of the volume of recorded 'enforcement' activity, but does not provide the granularity of the Coronavirus Intervention (CVI) recording system and does not capture the earlier phases of the '4 E's' approach.

These values remain subject to change as offences are retrospectively added or amended and do not match the indicative 'enforcement' values from the CVI recording system.



Total	Total																									March	27-Mar	28-Mar	29-Mar	30-Mar	31-Mar
2020	4841																									2020	5	16	16	27	45
April	01-Apr	02-Apr	03-Apr	04-Apr	05-Apr	06-Apr	07-Apr	08-Apr	09-Apr	10-Apr	11-Apr	12-Apr	13-Apr	14-Apr	15-Apr	16-Apr	17-Apr	18-Apr	19-Apr	20-Apr	21-Apr	22-Apr	23-Apr	24-Apr	25-Apr	26-Apr	27-Apr	28-Apr	29-Apr	30-Apr	
2020	44	20	28	82	88	72	97	81	140	181	163	146	151	109	131	112	100	119	87	63	99	124	80	90	141	64	50	67	74	71	
May	01-May	02-May	03-May	04-May	05-May	06-May	07-May	08-May	09-May	10-May	11-May	12-May	13-May	14-May	15-May	16-May	17-May	18-May	19-May	20-May	21-May	22-May	23-May	24-May	25-May	26-May	27-May	28-May	29-May	30-May	31-May
2020	97	91	73	52	113	124	102	117	113	65	35	34	48	59	50	64	45	23	32	39	41	42	30	71	54	31	34	23	11	8	11
June	01-Jun	02-Jun	03-Jun	04-Jun	05-Jun	06-Jun	07-Jun	08-Jun	09-Jun	10-Jun																					
2020	15	15	27	9	10	7	20	10	3	4																					

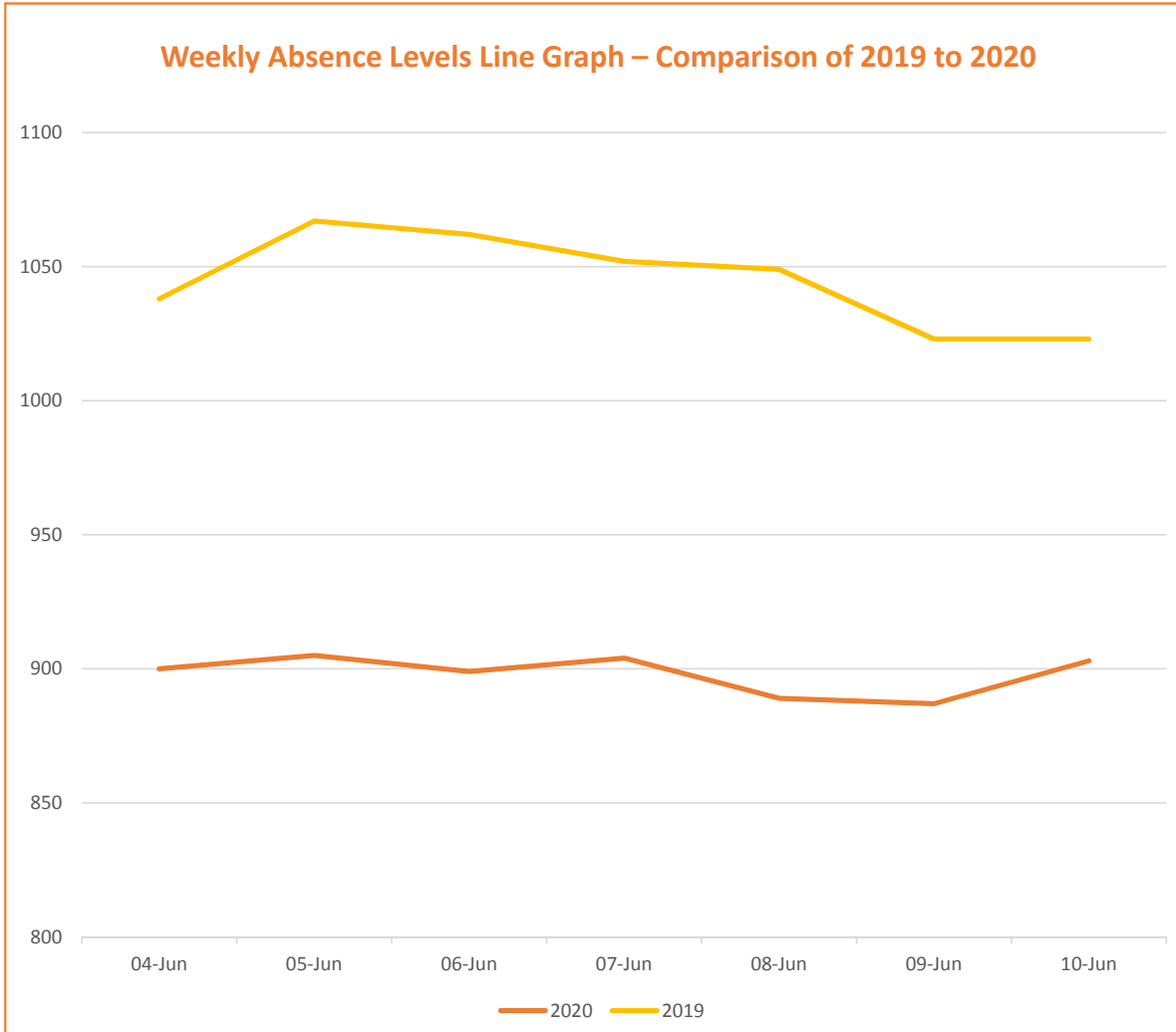
No figures should be considered as Official Police Statistics. These may not yet have been verified or validated.

OFFICIAL



Weekly Absence (4 June – 10 June 2020)

Weekly Absence Levels Line Graph – Comparison of 2019 to 2020



Police Scotland Current Absences

10 th June 2020	No.	Change from same day previous week	Change from same day previous week (%)
COVID-19	88	-26	-23%
Total Absences	903	-7	-1%

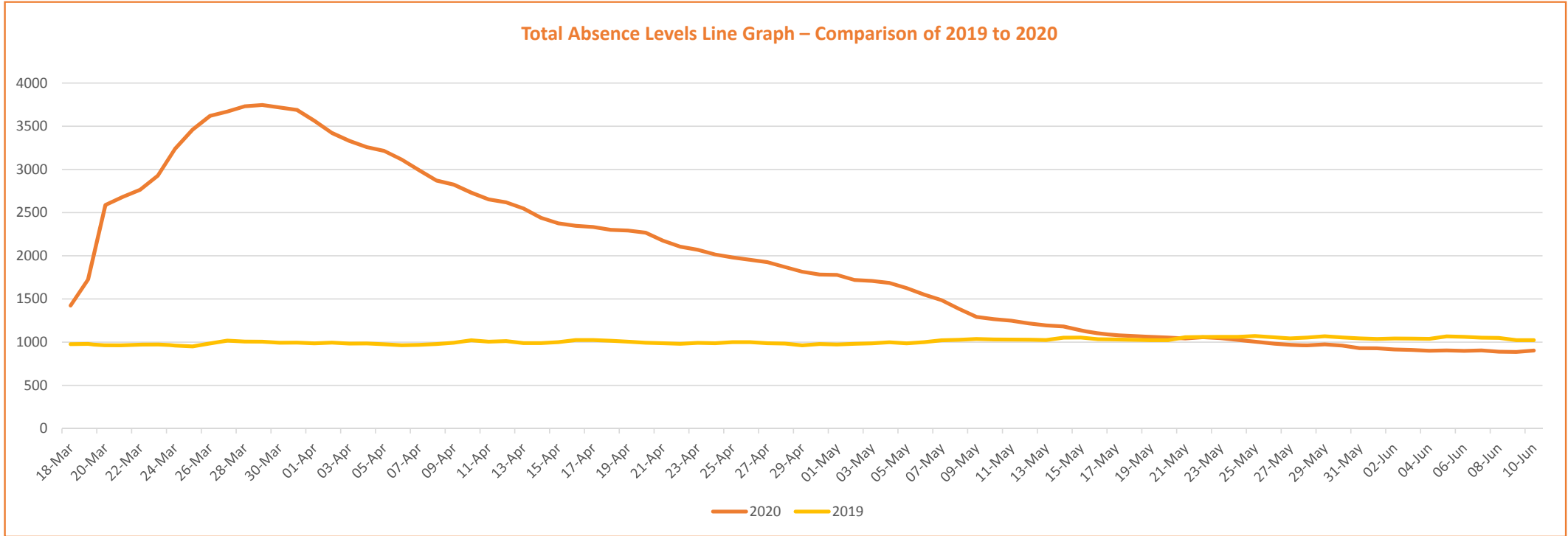
Date	04-Jun	05-Jun	06-Jun	07-Jun	08-Jun	09-Jun	10-Jun
2020	900	905	899	904	889	887	903
2019	1038	1067	1062	1052	1049	1023	1023

No figures should be considered as Official Police Statistics. These may not yet have been verified or validated.

OFFICIAL



Total Absence (18 March – 10 June 2020)

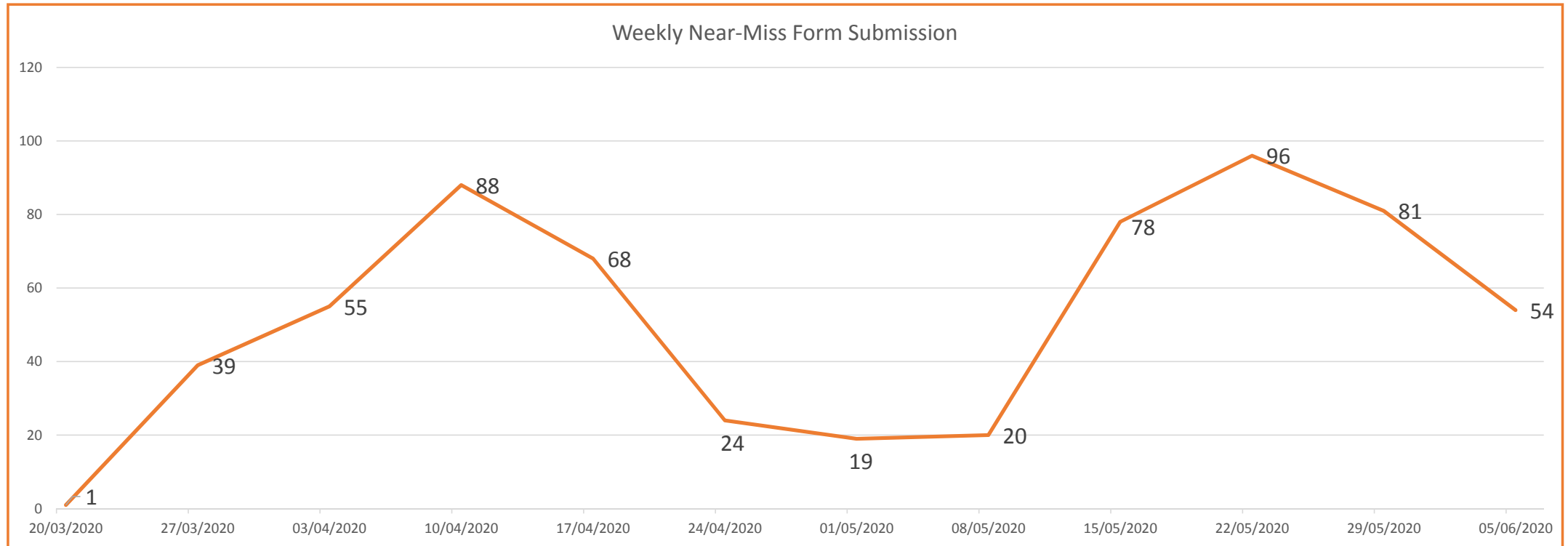


		March	18-Mar	19-Mar	20-Mar	21-Mar	22-Mar	23-Mar	24-Mar	25-Mar	26-Mar	27-Mar	28-Mar	29-Mar	30-Mar	31-Mar																
2020		1424	1725	2587	2681	2765	2926	3238	3460	3619	3669	3731	3745	3716	3688																	
2019		977	979	964	963	973	971	961	951	985	1018	1007	1006	993	994																	
April		01-Apr	02-Apr	03-Apr	04-Apr	05-Apr	06-Apr	07-Apr	08-Apr	09-Apr	10-Apr	11-Apr	12-Apr	13-Apr	14-Apr	15-Apr	16-Apr	17-Apr	18-Apr	19-Apr	20-Apr	21-Apr	22-Apr	23-Apr	24-Apr	25-Apr	26-Apr	27-Apr	28-Apr	29-Apr	30-Apr	
2020		3562	3421	3330	3258	3214	3114	2992	2871	2823	2730	2653	2619	2548	2440	2376	2347	2333	2301	2292	2268	2175	2105	2069	2015	1981	1954	1926	1870	1815	1783	
2019		987	995	983	985	976	965	968	978	993	1022	1006	1012	989	989	1000	1024	1024	1017	1006	993	988	981	992	988	1000	1000	988	984	963	978	
May		01-May	02-May	03-May	04-May	05-May	06-May	07-May	08-May	09-May	10-May	11-May	12-May	13-May	14-May	15-May	16-May	17-May	18-May	19-May	20-May	21-May	22-May	23-May	24-May	25-May	26-May	27-May	28-May	29-May	30-May	31-May
2020		1779	1720	1709	1686	1626	1550	1486	1385	1293	1266	1249	1217	1194	1182	1137	1102	1081	1072	1060	1053	1043	1058	1046	1026	1006	984	970	963	974	960	931
2019		973	981	986	999	987	1000	1022	1027	1037	1032	1030	1029	1025	1052	1054	1034	1031	1028	1023	1023	1058	1060	1062	1061	1071	1058	1044	1053	1069	1055	1044
June		01-Jun	02-Jun	03-Jun	04-Jun	05-Jun	06-Jun	07-Jun	08-Jun	09-Jun	10-Jun																					
2020		929	915	910	900	905	899	904	889	887	903																					
2019		1037	1043	1041	1038	1067	1062	1052	1049	1023	1023																					

No figures should be considered as Official Police Statistics. These may not yet have been verified or validated.



Near Miss and Testing Data (20 March – 10 June 2020)



'Near miss' forms in the context of the pandemic situation may be submitted for a variety of reasons. i.e. when officers are potentially exposed to: COVID-19 whilst not wearing PPE, where PPE malfunctions, or in any other instance an officer feels a risk to themselves in a specific occurrence relating to COVID-19.

This can occur due to the reactive nature of policing, as well as being influenced by training levels and supply of PPE. The number of forms have decreased over the last week.

The amount of forms submitted continues to be attributable to the process for requesting an asymptomatic COVID-19 screening test due to an occupational risk, requiring the submission of a 'near-miss' form. Many of the reports would not have been submitted without this requirement. The number of incidents where a lack of PPE is identified has not risen.

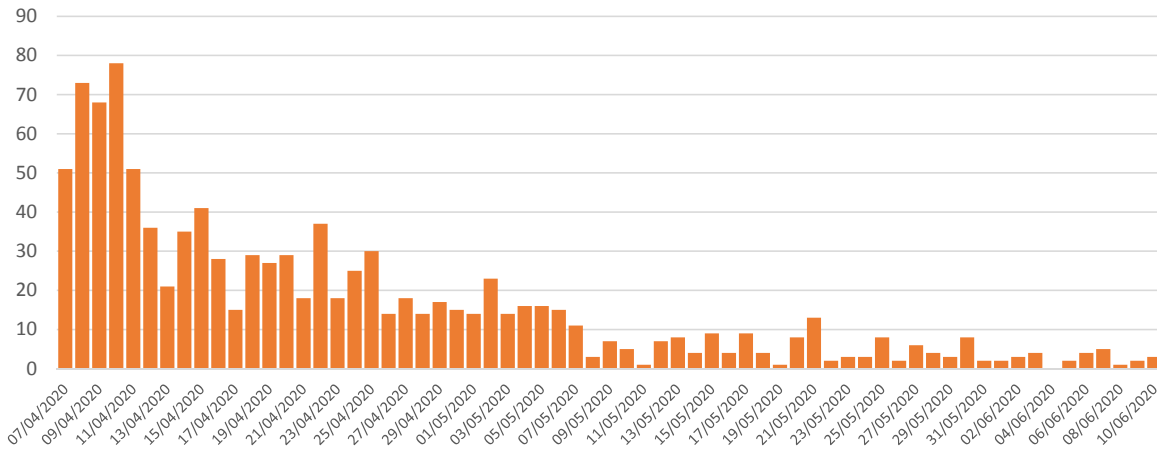
No figures should be considered as Official Police Statistics. These may not yet have been verified or validated.

OFFICIAL

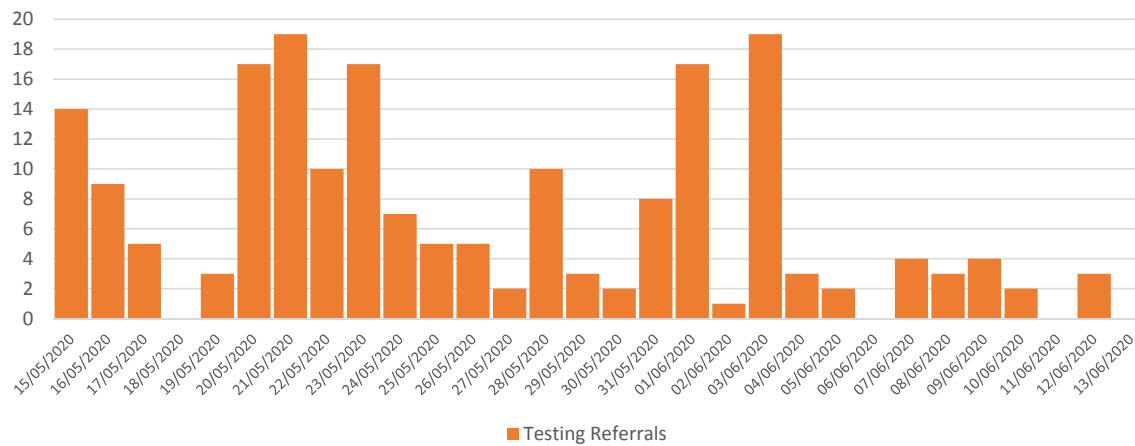


Testing Data (7 April – 10 June 2020)

Symptomatic Testing Referrals



Asymptomatic Testing Referrals



Police Scotland Testing Data

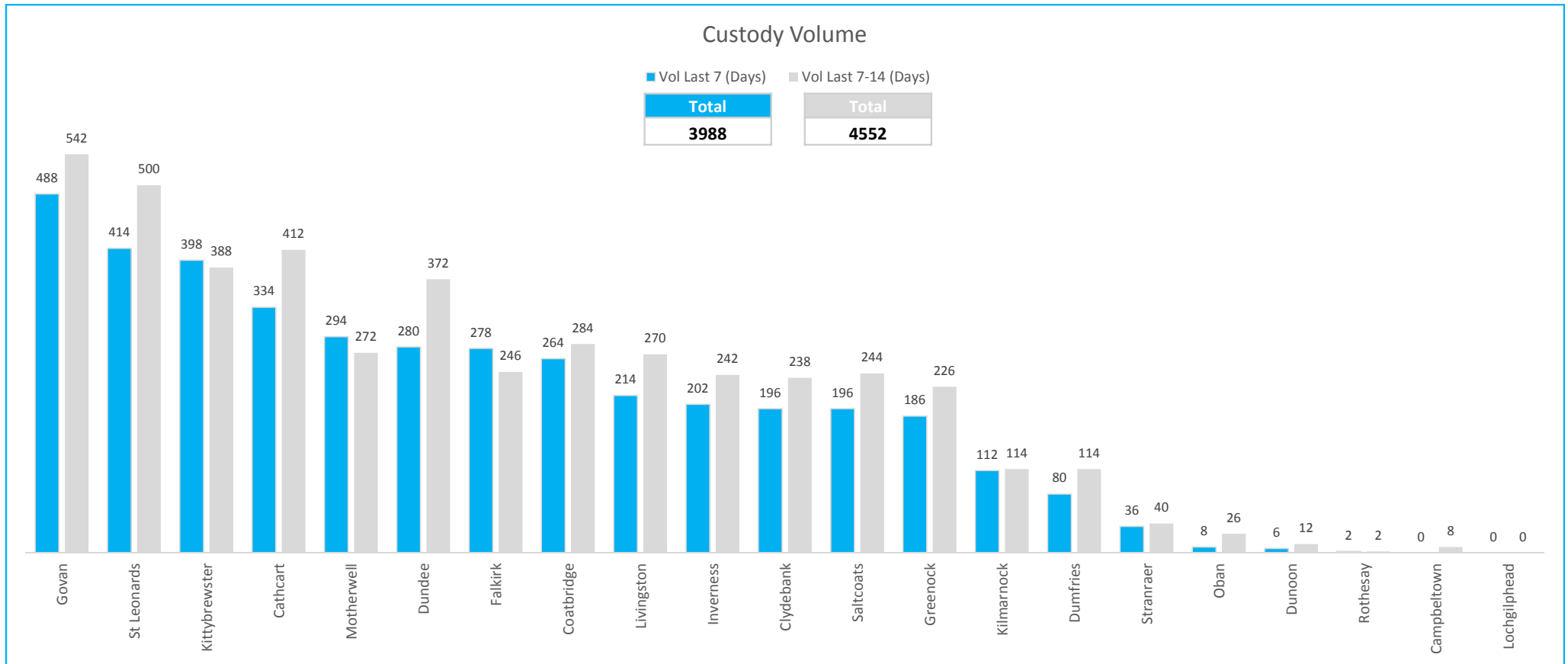
Symptomatic Testing			
Total Referrals	Tested Positive	Tested Negative	Inconclusive
1164	160	920	21
Asymptomatic Testing			
210	0	183	1

No figures should be considered as Official Police Statistics. These may not yet have been verified or validated.

OFFICIAL

Custody Volume

The below bar chart displays the custody volume in each custody centre weekly. In this chart the blue bar represents the volume over the last 7 days, and the grey bar represents the 7 days prior to that. As can be seen, custody volume has decreased this week when compared to last week.

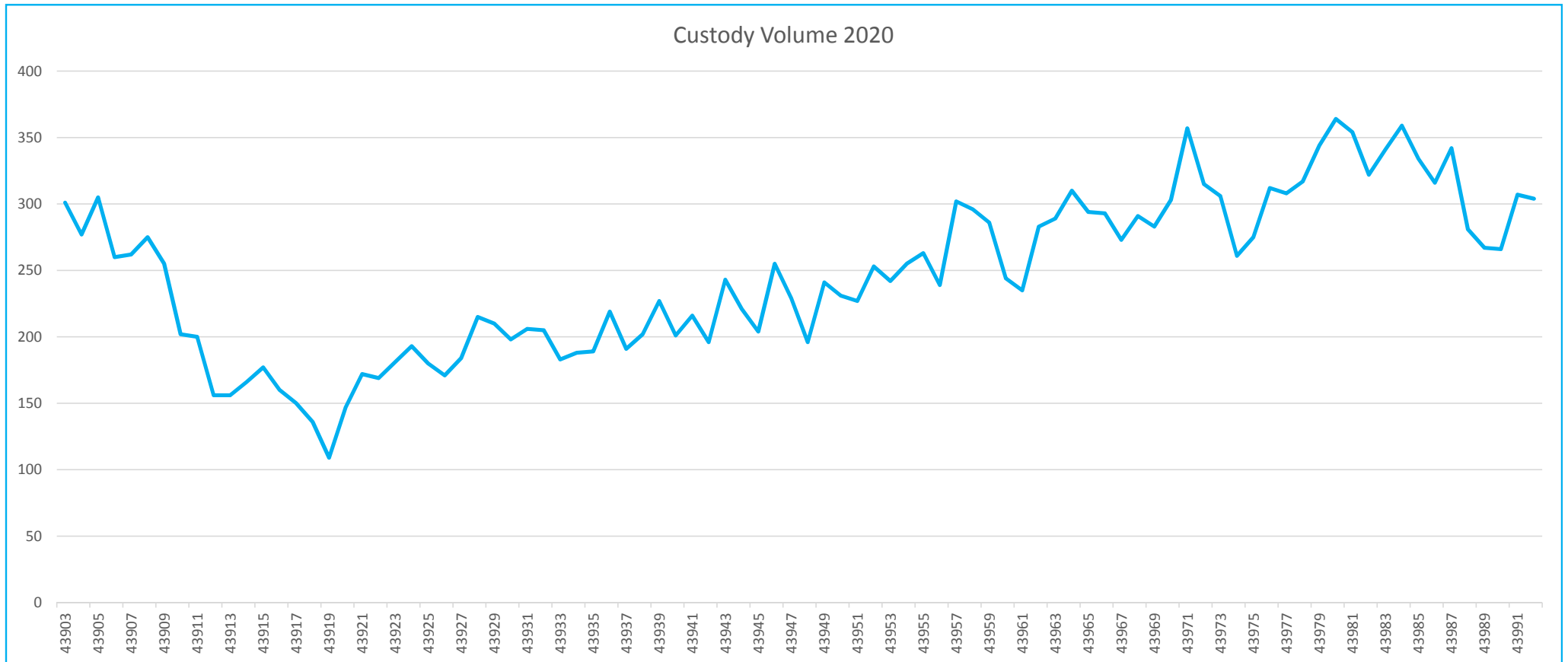


No figures should be considered as Official Police Statistics. These may not yet have been verified or validated.



Custody Volume

The below bar chart displays the total custody volume over time. As can be seen, the number of custodies fell on the approach to 'lockdown', reaching their lowest level on 29th March. Since that date Custodies have steadily increased.



No figures should be considered as Official Police Statistics. These may not yet have been verified or validated.

OFFICIAL