



Report To:	SPA Board Members		
Meeting Date:		Agenda Item:	
Report Title:	Operation Talla Weekly Update		
Sponsored by:		Presented by:	DCC Graham
Appendix Attached:	APPENDIX A – Weekly COVID-19 Bulletin		
Report Classification			
Police Scotland:	For Noting		
SPA:	For Noting		
EXECUTIVE SUMMARY			
1.	Purpose		
1.1	<p>This paper provides the Scottish Police Authority (SPA) with a weekly update on policing changes seen during Operation TALLA, Police Scotland’s COVID-19 response.</p> <p>This report contains the preceding week’s information and data on changing demands within the service centre, incident attendance and crime. It will also consider our COVID-19 response including our use of the emergency legislation and how we are assisting our officers and staff welfare throughout these challenging times.</p> <p>This update will have a reporting period of Thursday to Wednesday. For the purpose of this report, the week of Thursday 30th July 2020 to Wednesday 5th August 2020 is considered.</p>		
2.	Decision Requested		
2.1	N/A		
3.	Recommendation		
3.1	N/A		
4.	Alignment to Police Scotland Strategic Outcomes		
4.1	<p>This report aligns to both Police Scotland’s Strategic Outcomes and the Operation TALLA Strategic Objectives as set out by DCC Malcolm Graham.</p> <p>This report discusses the flexible and adaptable response to the challenges posed by COVID-19 by Police Scotland (SO1, SO2 and SO5). It further highlights the activities undertaken by Police Scotland to protect our people (SO4). The levels of intervention activity discussed in the report serve to protect our communities from COVID-19 (SO1, SO2). The frequent, transparent publication of papers, such as this, and those published on the Police Scotland website provide engagement with communities, to maintain trust and confidence (SO3).</p>		

5.	Main Report
----	-------------

5.1 CURRENT LANDSCAPE

Over the last week, Police Scotland has maintained their measured approach to the COVID-19 guidelines as Scotland continues to move through 'Phase 3' of the 'Route map through and out of the Crisis'. The re-opening of indoor licensed premises for eating and drinking continue to have no significant impact on frontline policing and mandatory use of face coverings within retail premises continues to generate calls but no enforcement action in terms of this has been reported this week.

In line with the easing of lockdown restrictions and return to a "new normal" at the end of July, many Operation Talla teams within Police Scotland were reduced or disbanded however a highly publicised localised outbreak emerging from a licensed premises in Aberdeen developed over the weekend. Seventy nine persons have tested positive with 29 persons symptomatic, 12 of those were known to have visited the premises. In total, 233 persons have been identified as contacts and all have been traced. There have been no hospitalisations thus far. This localised outbreak has resulted the First Minister announcing a local 'lockdown' within the Aberdeen City area beginning at 1700hrs on 5th August. People have been told not to travel more than 5 miles unless for work or education purposes, there should be no more mixing with other households and pubs and restaurants will close. These restrictions will be reviewed next Wednesday 12th August by the Scottish Government. This localized lockdown has resulted in the re-formation of the Police Scotland POCC with a small number of staff.

On Friday 31st July, the First Minister announced that, as anticipated, schools will reopen fully on 11th August. This has had no impact on operational policing at this time.

The weather during this week has been extremely wet for large parts of the country and it is not assessed to have had any significant impact on the behaviour of the public.

5.2 SERVICE CENTRE DEMAND

In the last week, the volume of 101 calls answered decreased by 10% compared to the previous week however the volume of 999 calls increased by 10%. 999 calls answered on the 1st August was at the highest levels recorded since 1st January 2020. 101 calls answered are still trending at significantly lower figures than the same time last year, now approx. 31%, however 999 calls answered are now 6% higher than a comparable week last year.

5.3 INCIDENT DEMAND

There has been a slight increase in total incident volumes when compared to last week, with a more significant 17% decrease on the same period last year.

Public nuisance and noise calls decreased on last week's figures whilst disturbance calls stay at similar levels. In comparison to the previous year, most incident types are starting to return to last year's levels.

5.4 CRIME

Crime is currently lower than seasonal averages. Recorded crime has decreased from the previous week and remains at lower levels than last year.

5.5 COVID-19 INTERVENTION ACTIVITY

The government guidance remained in 'Phase 3' of easing lockdown restrictions. The only exception to this being the reintroduction of restrictions in the Aberdeen City area at 1700hrs on 5th August. Throughout the last week Police Scotland's approach to the use of COVID-19 legislation continues to be to firstly engage with people, explain the provisions and encourage them to comply with the necessary restrictions with enforcement action being taken only where absolutely necessary.

The overall style and tone of policing the pandemic in Scotland has not changed since the inception of the public health emergency.

In the last seven days, Police Scotland officers attended 18247 incidents.

The COVID-19 intervention powers have been used on 550 occasions this week. This increase on the one occasion recorded last week is attributable to an encouragement of divisions to use of the CVI recording system rather than a material increase in use of powers. The occasions where these powers have been used tend to relate to a small number of gatherings of large numbers of persons requiring to be moved on.

Since quarantine regulations came into force on travellers entering Scotland from outwith the UK on the 15th June, Police Scotland have had 58 instances of alleged non-compliance reported, none of which have so far resulted in enforcement action. As previously stated this may rise in coming weeks due to the change in recording and the reintroduction of measures for those returning from mainland Spain and Islands.

5.6 PERSONAL PROTECTIVE EQUIPMENT (PPE)

Securing suitable PPE remains an ongoing priority and the dedicated logistics cell has continued to provide extensive training, equipping and resupply, operating on an early shift late shift basis. Supply lines remain fragile and this will be a long term challenge. Up to and including the 5th August, over 17,184 frontline police officers and staff have been trained in, supplied or resupplied appropriate PPE. This is in conjunction with the provision of significant measures to implement physical distancing within the workplace wherever possible.

5.7 ABSENCE

Over the past week, employee absence levels have consistently trended below levels of the same dates in 2019. Those absences related to COVID-19 have reduced from last week and are currently sitting at 29. It is anticipated that the Scottish approach to 'Test and Protect' in order to limit the spread of the virus moving forwards, will see pockets of absence across teams or shifts. The recent increase from 7 to 10 days for those individuals' with symptoms needing to self-isolate may also adversely affect the absence figures should the number of infections increase.

5.8 OFFICER AND STAFF COVID-19 SCREENING

People & Development continue to support our workforce, providing reassurance to officers and staff who are symptomatic, to assist with returning officers and staff to work as soon as possible. Testing arranged up to the 3rd August now numbers over 1950. From all testing, 202 have returned as positive for COVID-19.

Testing of asymptomatic officers and staff based on risk commenced on 14th May and 301 tests have been arranged up to and including 3rd August. None of these tests have yet returned a positive result.

Contact tracing numbers are now being reported and this currently stands at nineteen, with no positive tests.

Police Scotland continues to be engaged in discussions about the opportunities to introduce workplace antibody testing should a valid test become available in Scotland.

5.9 COVID-19 NEAR MISSES

'Near-miss' forms in the context of the pandemic situation may be submitted for a variety of reasons i.e. when officers are potentially exposed to COVID-19 whilst not wearing PPE, where PPE malfunctions, or in any other instance an officer feels a risk to themselves in a specific occurrence relating to COVID-19. This can occur due to the reactive nature of policing, as well as being influenced by training levels and supply of PPE.

In the last week we have seen 47 of these forms submitted, which is an increase on last week and the highest recorded since mid June. It is likely that many of these will be attributable to the process of requesting an asymptomatic COVID-19 test.

5.10 CUSTODY

'Custody volume' refers to the amount of individuals held in Police Scotland custody facilities at a given time. The number of custodies fell on the approach to 'lockdown', reaching their lowest level on 29th March. Since that date, total custody volumes have increased and, in recent weeks have returned to levels comparable to pre-COVID business as usual. The organisation is seeing traditional weekend peaks returning which were less noticeable during the early stages of lockdown.

5.11 SUBMISSION

This report is submitted to the SPA for information and consideration.

Appendix A – COVID-19 Weekly Bulletin contains the information which will be released publicly by Police Scotland. This information will continue to be released weekly and will synchronise with the weekly SPA reporting for consistent, single data timelines.

COVID-19 WEEKLY BULLETIN

30th July – 5th August 2020

SERVING A
CHANGING SCOTLAND



SCOTTISH POLICE
AUTHORITY

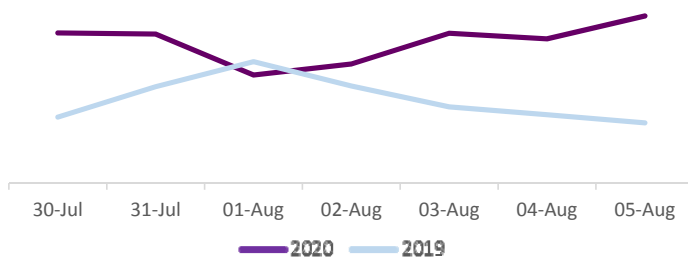
No figures should be considered as Official Police Statistics. These may not yet have been verified or validated.

OFFICIAL

Service Centre Demand

Service Centre Demand

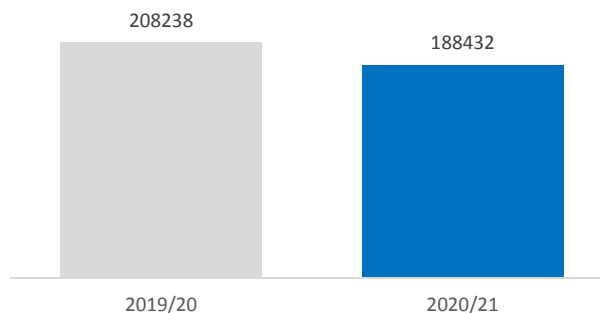
The volume of 101 calls answered has shown an overall increase as the week has progressed. The volume of 999 calls answered were higher than the previous year, with 1st August seeing the second largest volume of answered calls this year.



Crime Levels

Crime Volume (19 March – Present compared to Previous Year)

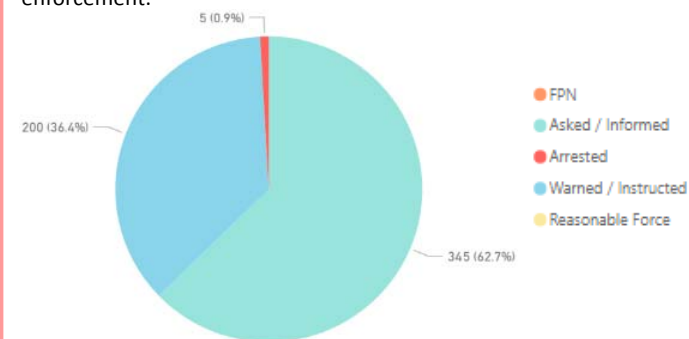
Crime has continued to trend at levels lower than the seasonal average, and total volume year to date is still considerably lower than last year. Total 'Year to Date' volume is displayed below, further data is available in the Crime slide.



Coronavirus Legislation

Co-operation with new Coronavirus Legislation

The below chart is indicative of the co-operation levels experienced by Police over the last 7 days. The vast majority of interactions between Police and the public continue to be resolved without enforcement.



Total Number of Enforcement Activity Relating to Coronavirus Legislation

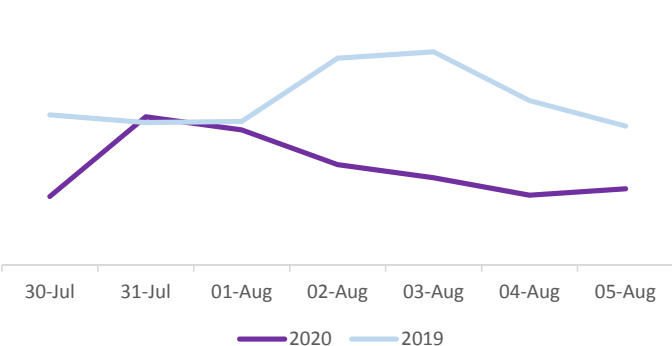
Enforcement Activity over last 7 days

2

Incident Demand

Incident Demand

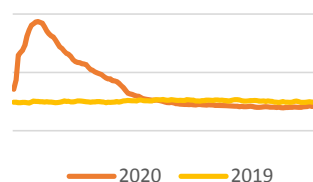
Incident volume this week has reduced generally as the week went on, despite an initial increase. Incident volume continues to show lower levels compared to the same time last year.



Staff Absence and Welfare

Absences

Absences are now trending lower when compared to 2019.



Staff COVID Screening

Testing of key workers for COVID-19 continues and the number of tests arranged for Police Scotland employees is broken down later in this report.

Total Referrals To Date

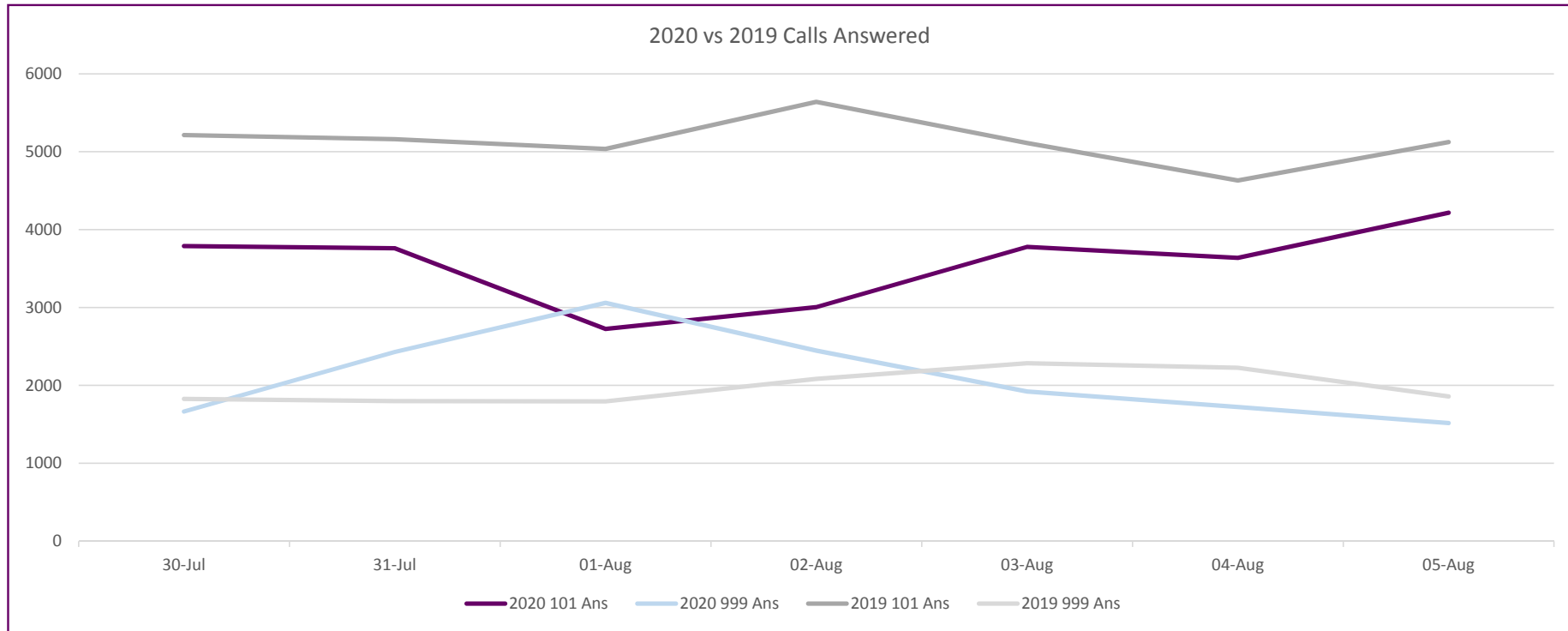
Total Referrals To Date	No.
Number of Home Office referrals relating to quarantine	58
Number of Home Office referrals resolved by resolution team	1
Number of Home Office referrals resulting in police incidents	4
Number of PHS Travel Regs reports	19

No figures should be considered as Official Police Statistics. These may not yet have been verified or validated.

OFFICIAL



Weekly Service Centre Demand (30th July – 5th August 2020)



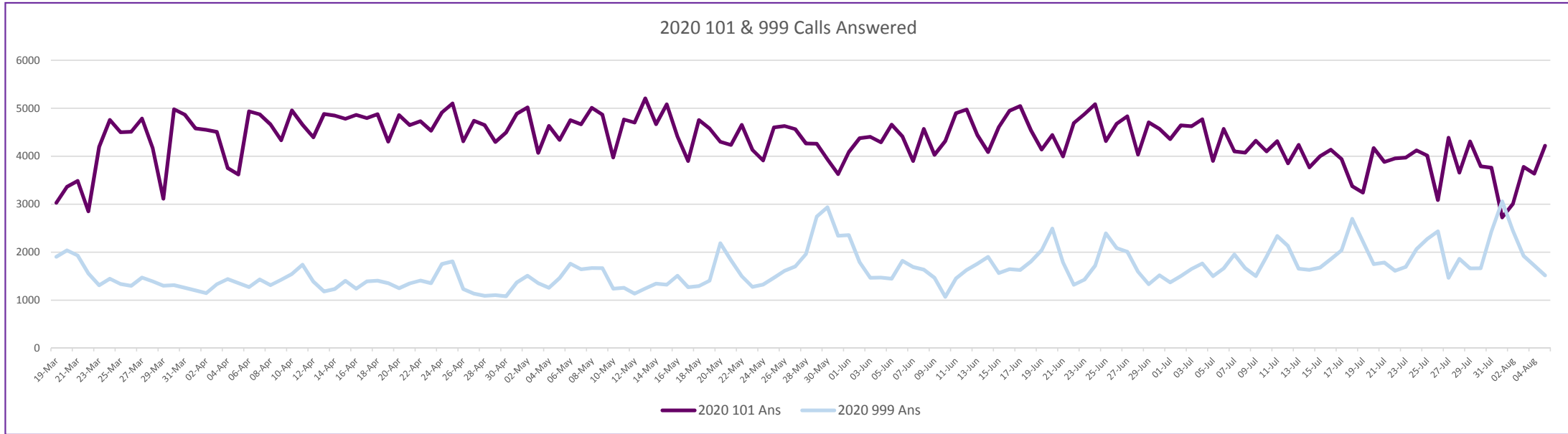
	30-Jul	31-Jul	01-Aug	02-Aug	03-Aug	04-Aug	05-Aug	Total
2020 101 Ans	3788	3760	2725	3005	3778	3637	4217	24910
2020 999 Ans	1664	2429	3060	2447	1922	1722	1516	14760
2019 101 Ans	5214	5161	5035	5639	5112	4631	5123	35915
2019 999 Ans	1827	1798	1794	2083	2285	2226	1858	13871

No figures should be considered as Official Police Statistics. These may not yet have been verified or validated.

OFFICIAL



Cumulative Service Centre Demand (19th March – 5th August 2020)



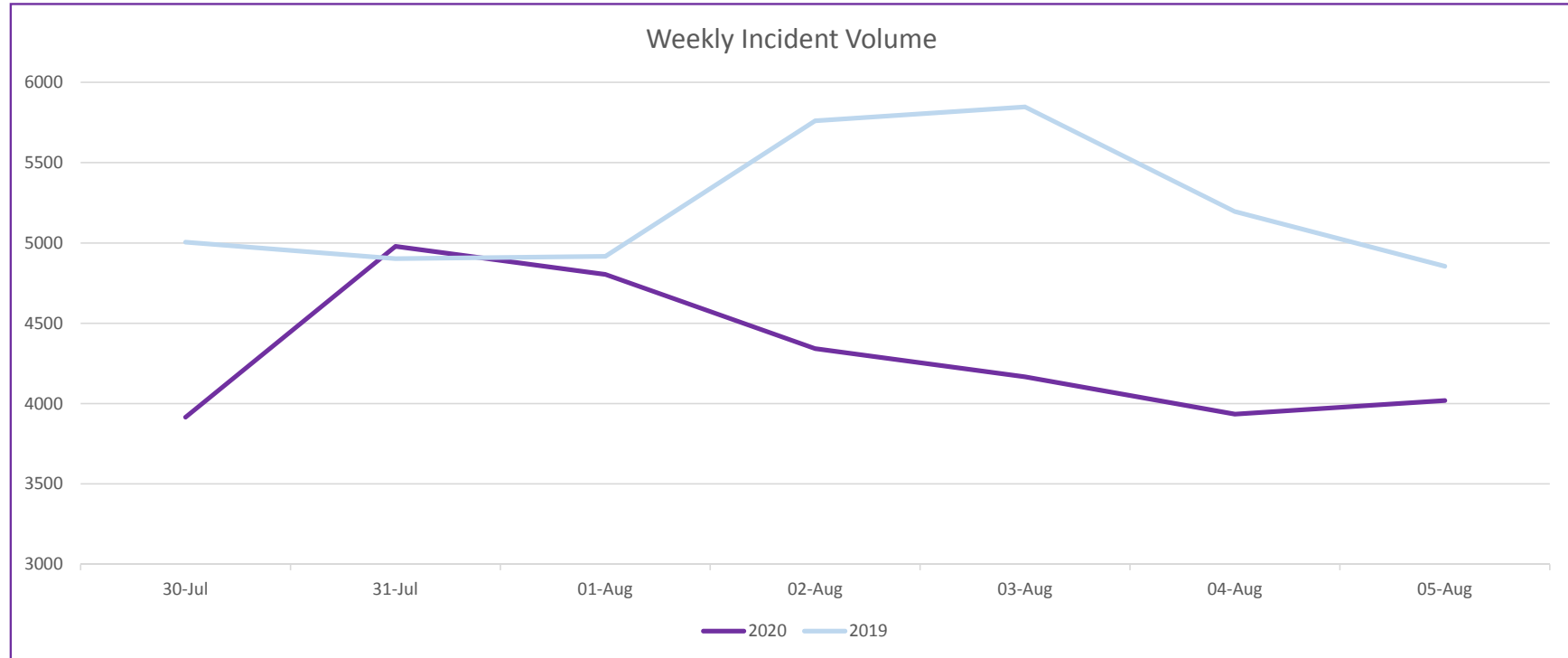
Total	Total																																March	19-Mar	20-Mar	21-Mar	22-Mar	23-Mar	24-Mar	25-Mar	26-Mar	27-Mar	28-Mar	29-Mar	30-Mar	31-Mar
2020 101 Ans	604317																																2020 101 Ans	3029	3362	3484	2852	4196	4755	4499	4510	4784	4169	3115	4977	4866
2020 999 Ans	226486																																2020 999 Ans	1904	2038	1929	1558	1311	1447	1336	1299	1471	1391	1302	1314	1259
April	01-Apr	02-Apr	03-Apr	04-Apr	05-Apr	06-Apr	07-Apr	08-Apr	09-Apr	10-Apr	11-Apr	12-Apr	13-Apr	14-Apr	15-Apr	16-Apr	17-Apr	18-Apr	19-Apr	20-Apr	21-Apr	22-Apr	23-Apr	24-Apr	25-Apr	26-Apr	27-Apr	28-Apr	29-Apr	30-Apr																
2020 101 Ans	4579	4550	4506	3753	3618	4935	4873	4663	4332	4954	4654	4394	4881	4846	4780	4861	4793	4874	4303	4856	4647	4728	4530	4910	5101	4311	4739	4647	4295	4494																
2020 999 Ans	1204	1145	1333	1440	1355	1272	1432	1312	1426	1545	1739	1386	1182	1232	1403	1238	1391	1406	1354	1248	1348	1408	1353	1752	1808	1231	1137	1090	1106	1082																
May	01-May	02-May	03-May	04-May	05-May	06-May	07-May	08-May	09-May	10-May	11-May	12-May	13-May	14-May	15-May	16-May	17-May	18-May	19-May	20-May	21-May	22-May	23-May	24-May	25-May	26-May	27-May	28-May	29-May	30-May	31-May															
2020 101 Ans	4884	5017	4069	4630	4340	4751	4665	5008	4865	3974	4764	4701	5205	4668	5080	4412	3898	4754	4576	4302	4235	4652	4131	3911	4600	4629	4563	4264	4260	3935	3626															
2020 999 Ans	1369	1509	1353	1257	1461	1761	1644	1670	1666	1240	1257	1135	1244	1344	1322	1510	1271	1295	1407	2185	1831	1500	1278	1325	1467	1613	1702	1961	2741	2936	2342															
June	01-Jun	02-Jun	03-Jun	04-Jun	05-Jun	06-Jun	07-Jun	08-Jun	09-Jun	10-Jun	11-Jun	12-Jun	13-Jun	14-Jun	15-Jun	16-Jun	17-Jun	18-Jun	19-Jun	20-Jun	21-Jun	22-Jun	23-Jun	24-Jun	25-Jun	26-Jun	27-Jun	28-Jun	29-Jun	30-Jun																
2020 101 Ans	4086	4376	4403	4289	4657	4411	3899	4568	4029	4315	4896	4974	4443	4086	4608	4947	5045	4538	4139	4441	3994	4691	4877	5084	4316	4677	4831	4033	4706	4569																
2020 999 Ans	2356	1791	1465	1470	1448	1819	1690	1637	1467	1070	1452	1629	1757	1902	1564	1646	1628	1805	2041	2493	1786	1321	1429	1720	2392	2085	2010	1593	1332	1518																
July	01-Jul	02-Jul	03-Jul	04-Jul	05-Jul	06-Jul	07-Jul	08-Jul	09-Jul	10-Jul	11-Jul	12-Jul	13-Jul	14-Jul	15-Jul	16-Jul	17-Jul	18-Jul	19-Jul	20-Jul	21-Jul	22-Jul	23-Jul	24-Jul	25-Jul	26-Jul	27-Jul	28-Jul	29-Jul	30-Jul	31-Jul															
2020 101 Ans	4357	4642	4623	4769	3902	4570	4099	4073	4323	4099	4313	3852	4237	3768	4000	4136	3941	3376	3242	4169	3879	3954	3971	4121	4013	3085	4384	3658	4309	3788	3760															
2020 999 Ans	1371	1502	1651	1764	1499	1662	1952	1666	1502	1907	2338	2128	1656	1631	1680	1856	2039	2696	2225	1751	1784	1613	1694	2064	2274	2434	1465	1860	1662	1664	2429															
August	01-Aug	02-Aug	03-Aug	04-Aug	05-Aug																																									
2020 101 Ans	2725	3005	3778	3637	4217																																									
2020 999 Ans	3060	2447	1922	1722	1516																																									

No figures should be considered as Official Police Statistics. These may not yet have been verified or validated.

OFFICIAL



Weekly Incident Demand (30th July – 5th August 2020)



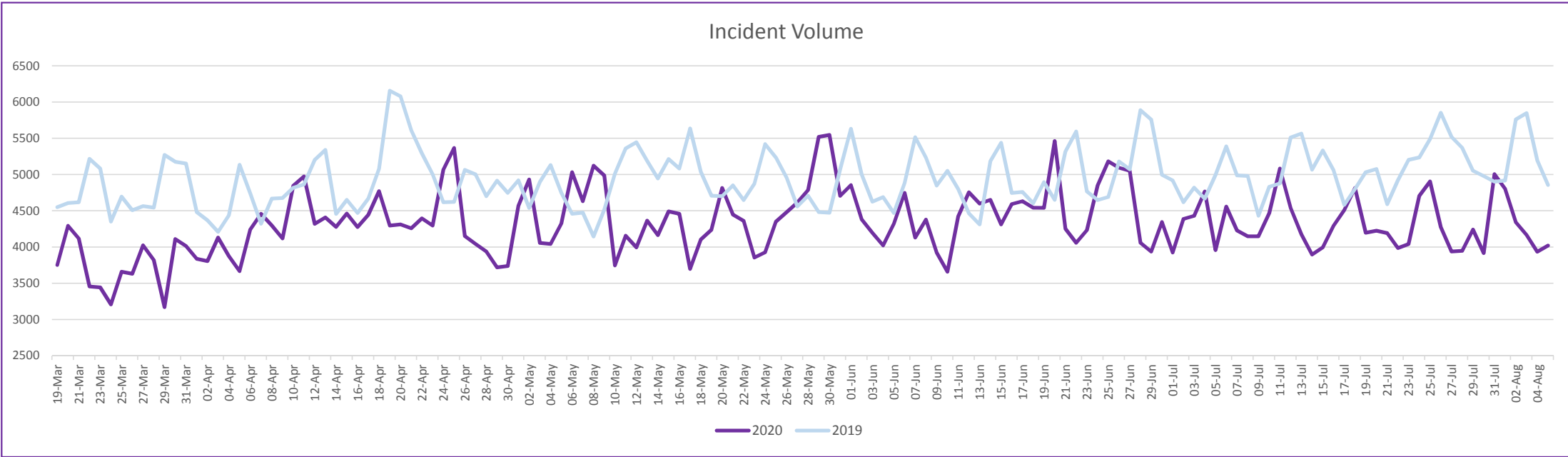
	30-Jul	31-Jul	01-Aug	02-Aug	03-Aug	04-Aug	05-Aug	Total
2020	3915	4979	4804	4342	4167	3934	4019	30160
2019	5005	4902	4917	5761	5847	5195	4855	36482

No figures should be considered as Official Police Statistics. These may not yet have been verified or validated.

OFFICIAL



Cumulative Incident Demand (19th March – 5th August 2020)



Total	Total																															March	19-Mar	20-Mar	21-Mar	22-Mar	23-Mar	24-Mar	25-Mar	26-Mar	27-Mar	28-Mar	29-Mar	30-Mar	31-Mar
2020	605296																															2020	3752	4293	4117	3455	3443	3207	3659	3631	4023	3819	3169	4109	4014
2019	693097																															2019	4549	4606	4618	5217	5082	4351	4695	4507	4564	4544	5270	5176	5152
April	01-Apr	02-Apr	03-Apr	04-Apr	05-Apr	06-Apr	07-Apr	08-Apr	09-Apr	10-Apr	11-Apr	12-Apr	13-Apr	14-Apr	15-Apr	16-Apr	17-Apr	18-Apr	19-Apr	20-Apr	21-Apr	22-Apr	23-Apr	24-Apr	25-Apr	26-Apr	27-Apr	28-Apr	29-Apr	30-Apr															
2020	3837	3806	4130	3874	3666	4242	4458	4298	4117	4844	4974	4319	4408	4277	4462	4276	4444	4771	4296	4312	4258	4395	4296	5067	5366	4150	4042	3937	3719	3738															
2019	4482	4368	4209	4436	5134	4738	4321	4668	4676	4818	4863	5202	5340	4457	4651	4470	4668	5079	6157	6080	5611	5292	5004	4617	4622	5063	5002	4701	4915	4747															
May	01-May	02-May	03-May	04-May	05-May	06-May	07-May	08-May	09-May	10-May	11-May	12-May	13-May	14-May	15-May	16-May	17-May	18-May	19-May	20-May	21-May	22-May	23-May	24-May	25-May	26-May	27-May	28-May	29-May	30-May	31-May														
2020	4568	4932	4056	4042	4324	5033	4631	5122	4986	3746	4155	3995	4363	4164	4492	4458	3697	4104	4237	4814	4447	4360	3854	3927	4350	4481	4613	4787	5520	5547	4706														
2019	4921	4539	4896	5130	4749	4458	4474	4144	4516	5012	5361	5445	5189	4946	5213	5083	5637	5037	4707	4701	4851	4647	4873	5420	5236	4957	4559	4708	4482	4473	5074														
June	01-Jun	02-Jun	03-Jun	04-Jun	05-Jun	06-Jun	07-Jun	08-Jun	09-Jun	10-Jun	11-Jun	12-Jun	13-Jun	14-Jun	15-Jun	16-Jun	17-Jun	18-Jun	19-Jun	20-Jun	21-Jun	22-Jun	23-Jun	24-Jun	25-Jun	26-Jun	27-Jun	28-Jun	29-Jun	30-Jun															
2020	4854	4383	4197	4021	4321	4747	4130	4377	3922	3658	4421	4754	4599	4651	4311	4593	4632	4542	4540	5462	4252	4057	4232	4849	5182	5094	5051	4058	3936	4345															
2019	5632	5002	4626	4689	4469	4882	5515	5233	4847	5051	4801	4464	4312	5186	5438	4746	4759	4603	4895	4650	5317	5594	4766	4647	4690	5180	5071	5889	5759	4996															
July	01-Jul	02-Jul	03-Jul	04-Jul	05-Jul	06-Jul	07-Jul	08-Jul	09-Jul	10-Jul	11-Jul	12-Jul	13-Jul	14-Jul	15-Jul	16-Jul	17-Jul	18-Jul	19-Jul	20-Jul	21-Jul	22-Jul	23-Jul	24-Jul	25-Jul	26-Jul	27-Jul	28-Jul	29-Jul	30-Jul	31-Jul														
2020	3924	4388	4430	4765	3956	4557	4228	4148	4148	4464	5082	4537	4174	3895	3995	4292	4509	4815	4197	4225	4192	3985	4041	4706	4904	4276	3937	3948	4240	3915	4979														
2019	4918	4618	4819	4668	4995	5388	4988	4980	4432	4831	4877	5511	5565	5067	5332	5061	4581	4801	5032	5076	4591	4922	5203	5235	5489	5853	5519	5368	5052	5005	4902														
August	01-Aug	02-Aug	03-Aug	04-Aug	05-Aug																																								
2020	4804	4342	4167	3934	4019																																								
2019	4917	5761	5847	5195	4855																																								

Note: No figures should be considered as Official Police Statistics. These may not yet have been verified or validated.

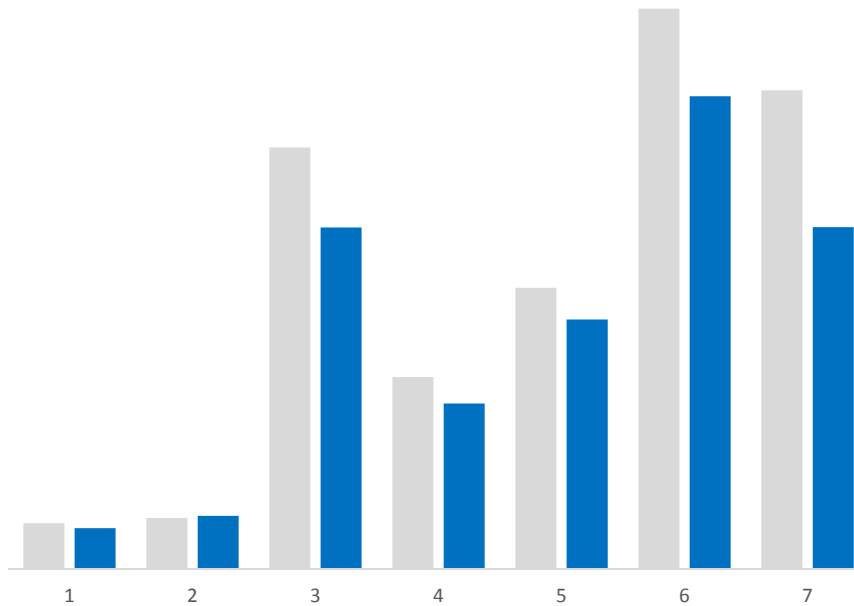
OFFICIAL



Weekly Crime Demand (27th July – 2nd August 2020)

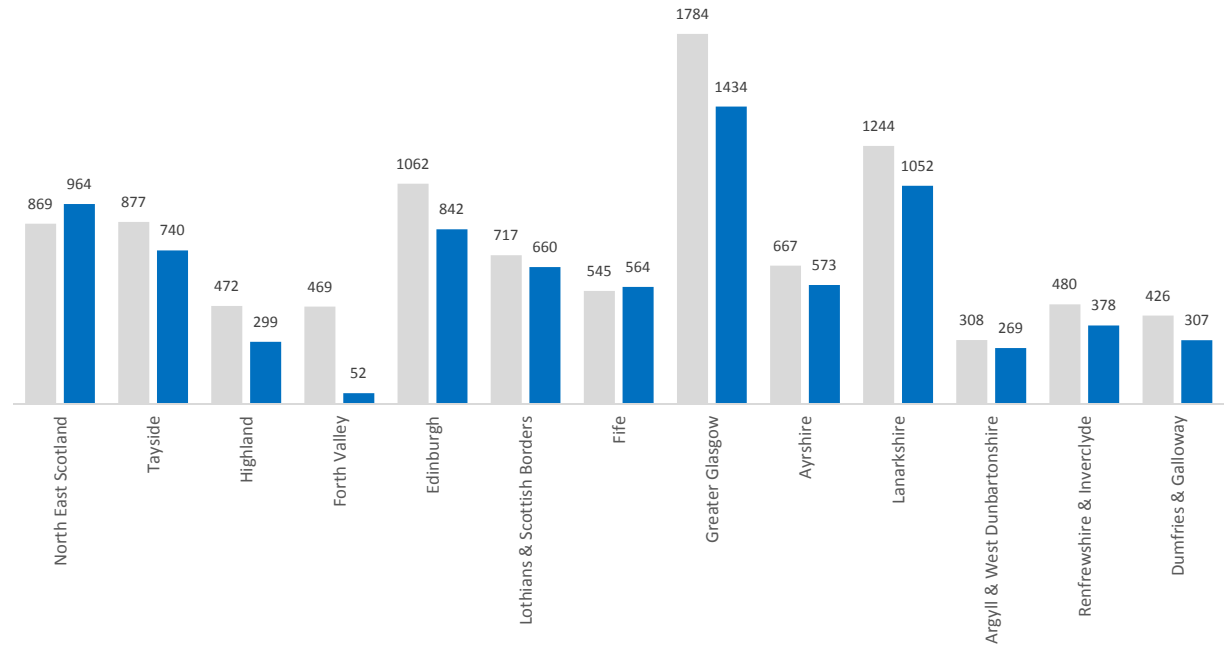
Weekly Crime by Group

■ 2019/20 ■ 2020/21



Weekly Crime by Division

■ 2019/20 ■ 2020/21



Crime Group	1	2	3	4	5	6	7	Total
2019/20	223	249	2060	937	1374	2738	2339	9920
2020/21	199	259	1669	808	1219	2310	1670	8134

Most Crime Groups (with the exception of Group 2) show a decrease in volume when the preceding weeks volume is compared to the same period in 2019. Most divisions this week have noted a decrease in crime volumes, however there are two exceptions, North East Scotland and Fife.

More information regarding Crime Groups can be found [via this link](#)

No figures should be considered as Official Police Statistics. These may not yet have been verified or validated.

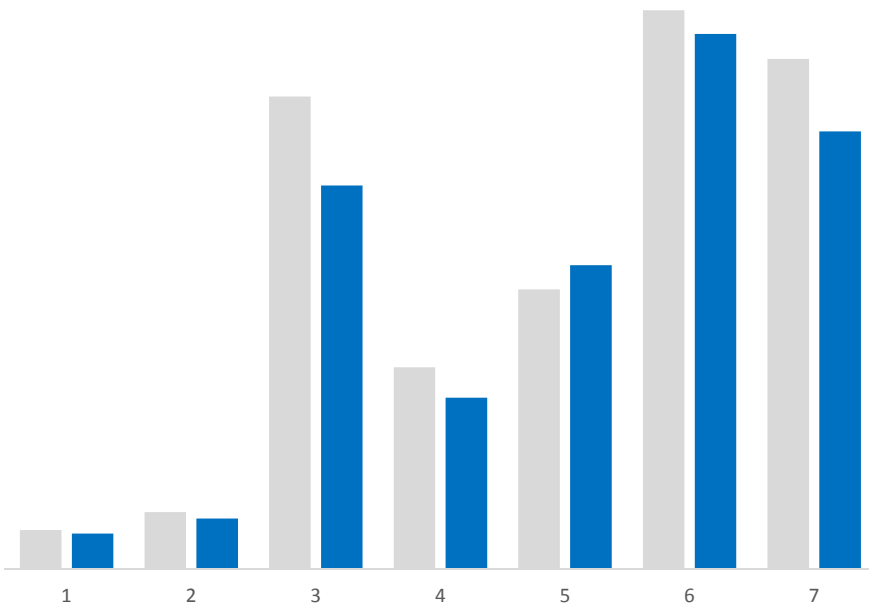
OFFICIAL



Cumulative Crime Demand (9th March – 2nd August 2020)

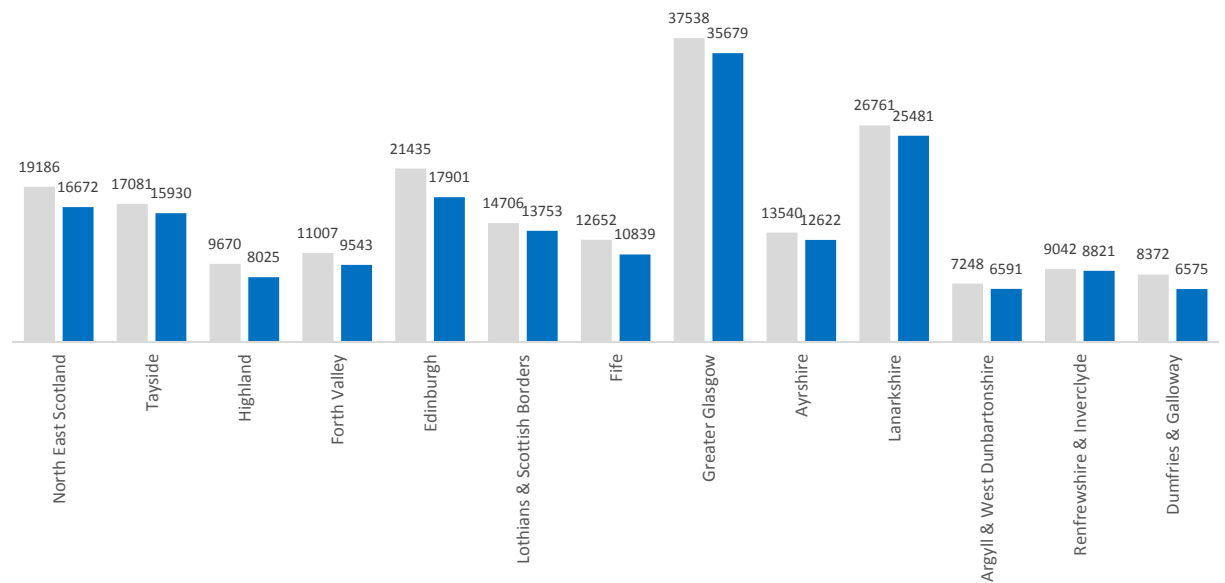
Total Crime by Group

■ 2019/20
■ 2020/21



Total Crime by Division

■ 2019/20 ■ 2020/21



Crime Group	1	2	3	4	5	6	7	Total
2019/20	3816	5581	46455	19819	27488	54926	50153	208238
2020/21	3471	4954	37695	16838	29860	52597	43017	188432

All Crime Groups (with the exception of Group 5) show a decrease in volume when compared to the same period in 2019. All Divisions continue to show a cumulative decrease in volume when compared to the same time period in 2019.

More information regarding Crime Groups can be found [via this link](#)

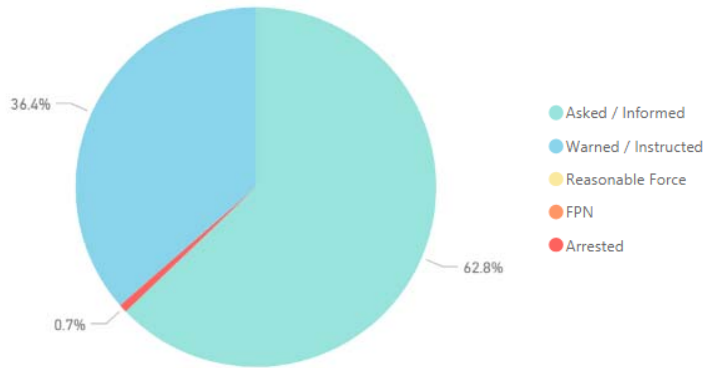
No figures should be considered as Official Police Statistics. These may not yet have been verified or validated.

OFFICIAL

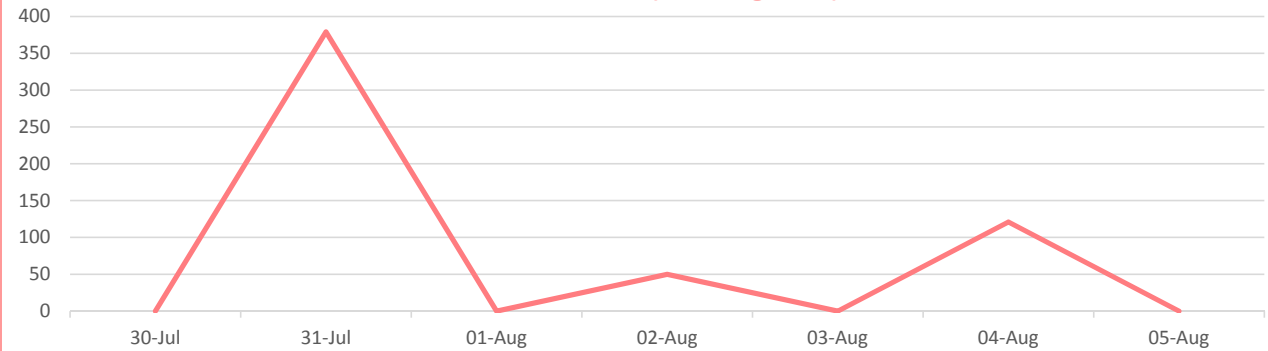


Weekly Legislation Co-operation (30th July – 5th August 2020)

Weekly Cooperation Levels

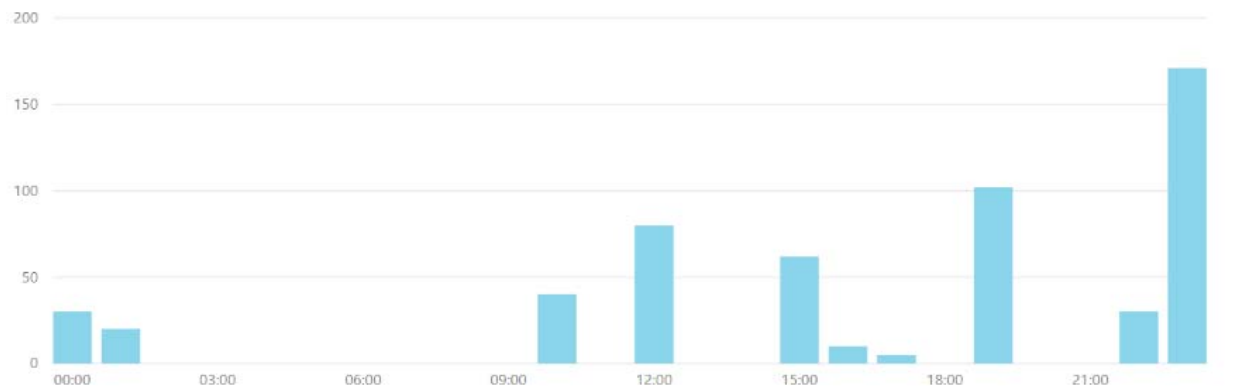
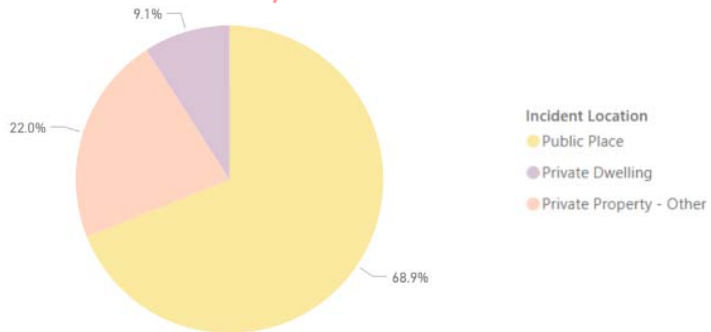


Interaction Totals (Preceding Week)



An 'interaction' is any instance where a Police Officer has reason to engage with a person who is not conforming with Legislation. Only when all efforts to encourage co-operation fail will Police Officers resort to enforcement.

Weekly Intervention Locations



In response to the introduction of The Health Protection (Coronavirus) (Restrictions) (Scotland) Regulations 2020 and Coronavirus Act 2020, Police Scotland developed a 'Coronavirus Interventions' (CVI) recording system. This system allowed Police Scotland to begin gathering data in relation to the public co-operation levels with the new legislation. This system relies on Police Officers manually updating the system with the co-operation level when they encounter an individual in contravention of the new legislation.

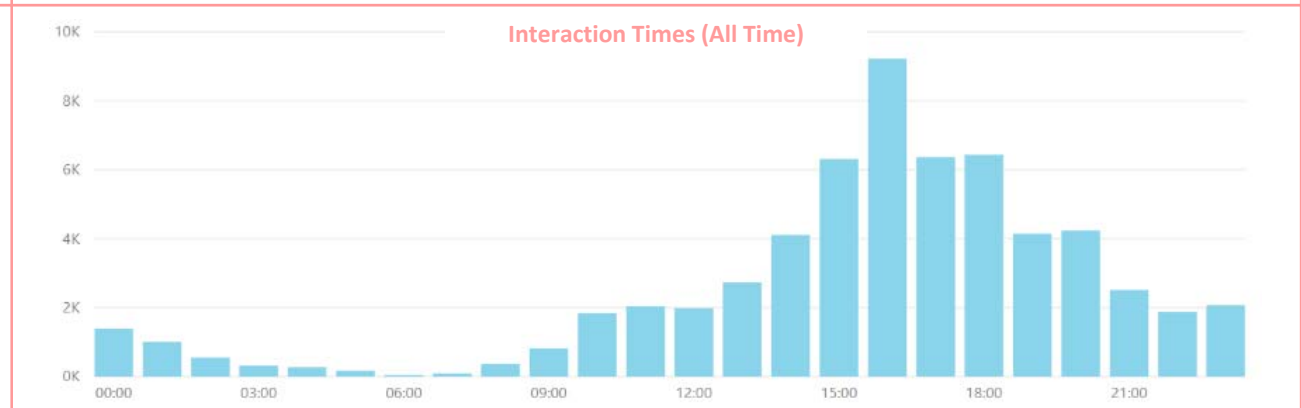
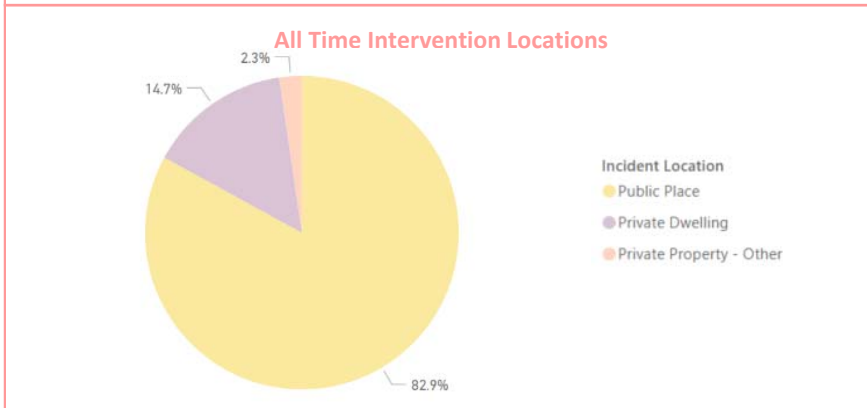
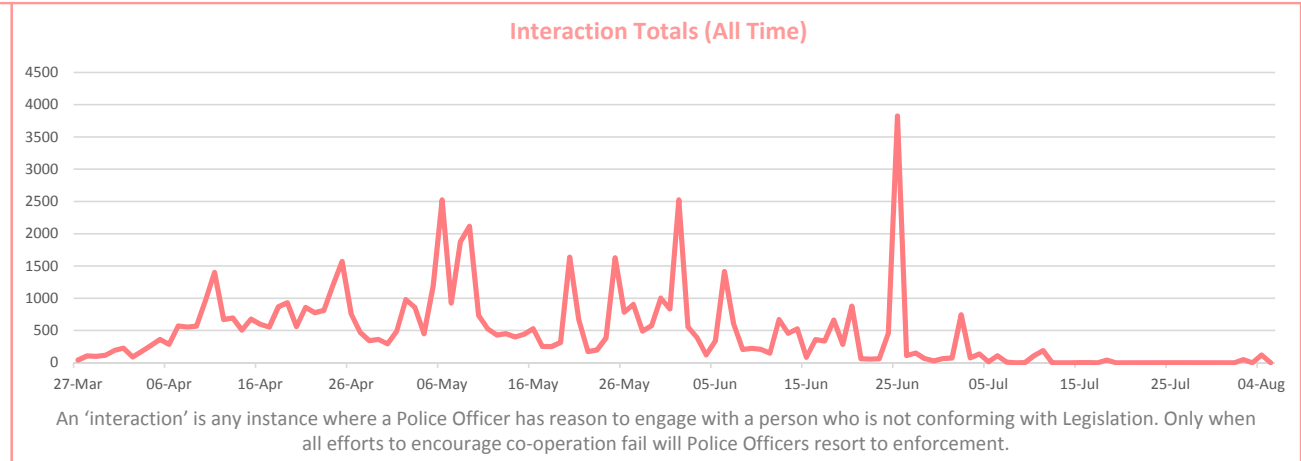
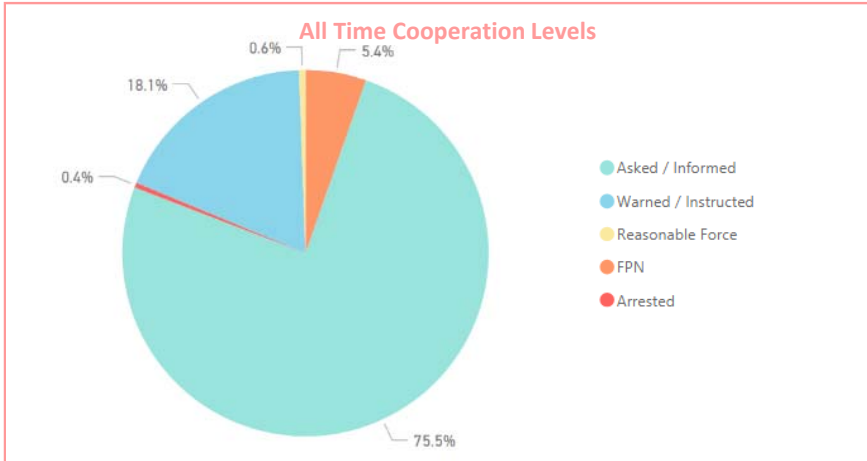
Due to the manual input required to form this data set, the contents of this slide are indicative only. Actual figures will differ from those recorded on Crime Systems (please see slide 11), may be subject to change, and cannot be considered Official Police Statistics. They do provide an indication of the public co-operation levels across Scotland.

No figures should be considered as Official Police Statistics. These may not yet have been verified or validated.

OFFICIAL



Coronavirus Legislation Co-operation (27th March – 5th August 2020)



In response to the introduction of The Health Protection (Coronavirus) (Restrictions) (Scotland) Regulations 2020 and Coronavirus Act 2020, Police Scotland developed a 'Coronavirus Interventions' (CVI) recording system. This system allowed Police Scotland to begin gathering data in relation to the public co-operation levels with the new legislation. This system relies on Police Officers manually updating the system with the co-operation level when they encounter an individual in contravention of the new legislation.

Due to the manual input required to form this data set, the contents of this slide are indicative only. Actual figures will differ from those recorded on Crime Systems (please see slide 11), may be subject to change, and cannot be considered Official Police Statistics. They do provide an indication of the public co-operation levels across Scotland.

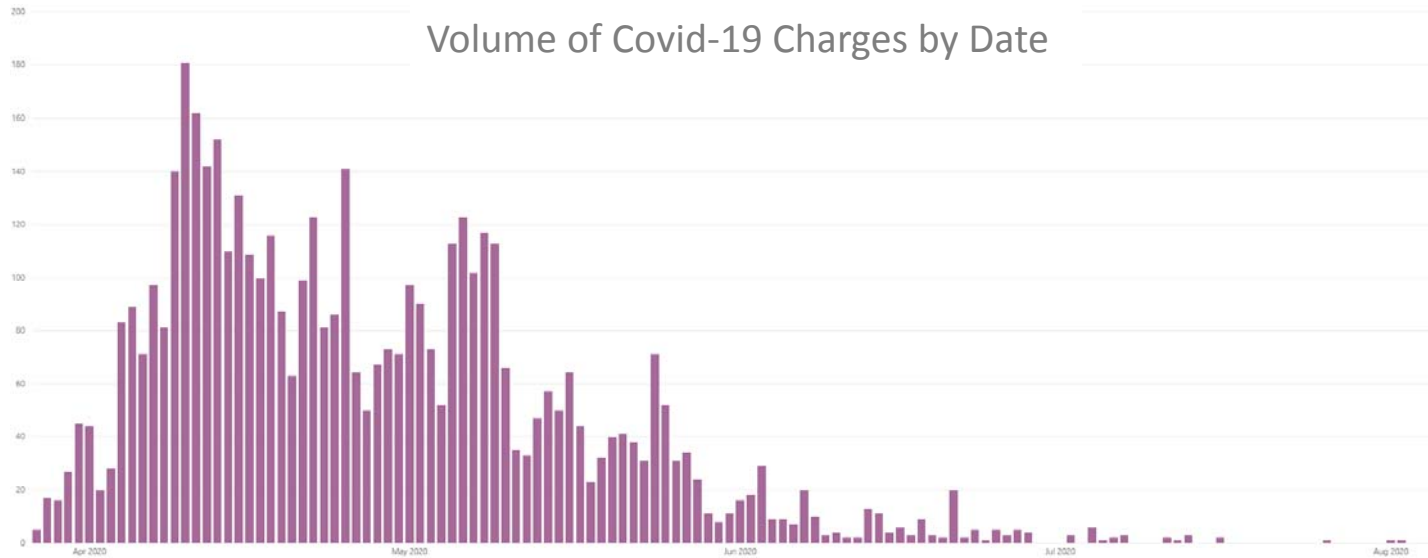
No figures should be considered as Official Police Statistics. These may not yet have been verified or validated.

OFFICIAL



'Enforcement' of Coronavirus specific legislation

The following is a summary of all 'enforcement' action in relation to both The Health Protection (Coronavirus) (Restrictions) (Scotland) Regulations 2020 and Coronavirus Act 2020. This includes all Fixed Penalty Notices issued and processed by Police Scotland. It also includes all occasions that a charge was labelled and recorded on Police Scotland's Crime Recording System against a person in relation to the aforementioned legislation. This is a true value of the volume of recorded 'enforcement' activity, but does not provide the granularity of the Coronavirus Intervention (CVI) recording system and does not capture the earlier phases of the '4 E's' approach. These values remain subject to change as offences are retrospectively added or amended and do not match the indicative 'enforcement' values from the CVI recording system.



Total	Total																																
2020	4945																																
April	01-Apr	02-Apr	03-Apr	04-Apr	05-Apr	06-Apr	07-Apr	08-Apr	09-Apr	10-Apr	11-Apr	12-Apr	13-Apr	14-Apr	15-Apr	16-Apr	17-Apr	18-Apr	19-Apr	20-Apr	21-Apr	22-Apr	23-Apr	24-Apr	25-Apr	26-Apr	27-Apr	28-Apr	29-Apr	30-Apr	31-Mar		
2020	44	20	28	83	89	71	97	81	140	181	162	142	152	110	131	109	100	116	87	63	99	123	81	86	141	64	50	67	73	71	45		
May	01-May	02-May	03-May	04-May	05-May	06-May	07-May	08-May	09-May	10-May	11-May	12-May	13-May	14-May	15-May	16-May	17-May	18-May	19-May	20-May	21-May	22-May	23-May	24-May	25-May	26-May	27-May	28-May	29-May	30-May	31-May		
2020	97	90	73	52	113	123	102	117	113	66	35	33	47	57	50	64	44	23	32	40	41	38	31	71	52	31	34	24	11	8	11		
June	01-Jun	02-Jun	03-Jun	04-Jun	05-Jun	06-Jun	07-Jun	08-Jun	09-Jun	10-Jun	11-Jun	12-Jun	13-Jun	14-Jun	15-Jun	16-Jun	17-Jun	18-Jun	19-Jun	20-Jun	21-Jun	22-Jun	23-Jun	24-Jun	25-Jun	26-Jun	27-Jun	28-Jun	29-Jun	30-Jun			
2020	16	18	29	9	9	7	20	10	3	4	2	2	13	11	4	6	3	9	3	2	20	2	5	1	5	3	5	4	0	0			
July	01-Jul	02-Jul	03-Jul	04-Jul	05-Jul	06-Jul	07-Jul	08-Jul	09-Jul	10-Jul	11-Jul	12-Jul	13-Jul	14-Jul	15-Jul	16-Jul	17-Jul	18-Jul	19-Jul	20-Jul	21-Jul	22-Jul	23-Jul	24-Jul	25-Jul	26-Jul	27-Jul	28-Jul	29-Jul	30-Jul	31-Jul		
2020	0	3	0	6	1	2	3	0	0	0	2	1	3	0	0	2	0	0	0	0	0	0	0	0	0	0	1	0	0	0	0	0	
August	01-Aug	02-Aug	03-Aug	04-Aug	05-Aug																												
2020	1	1	0	0	0																												

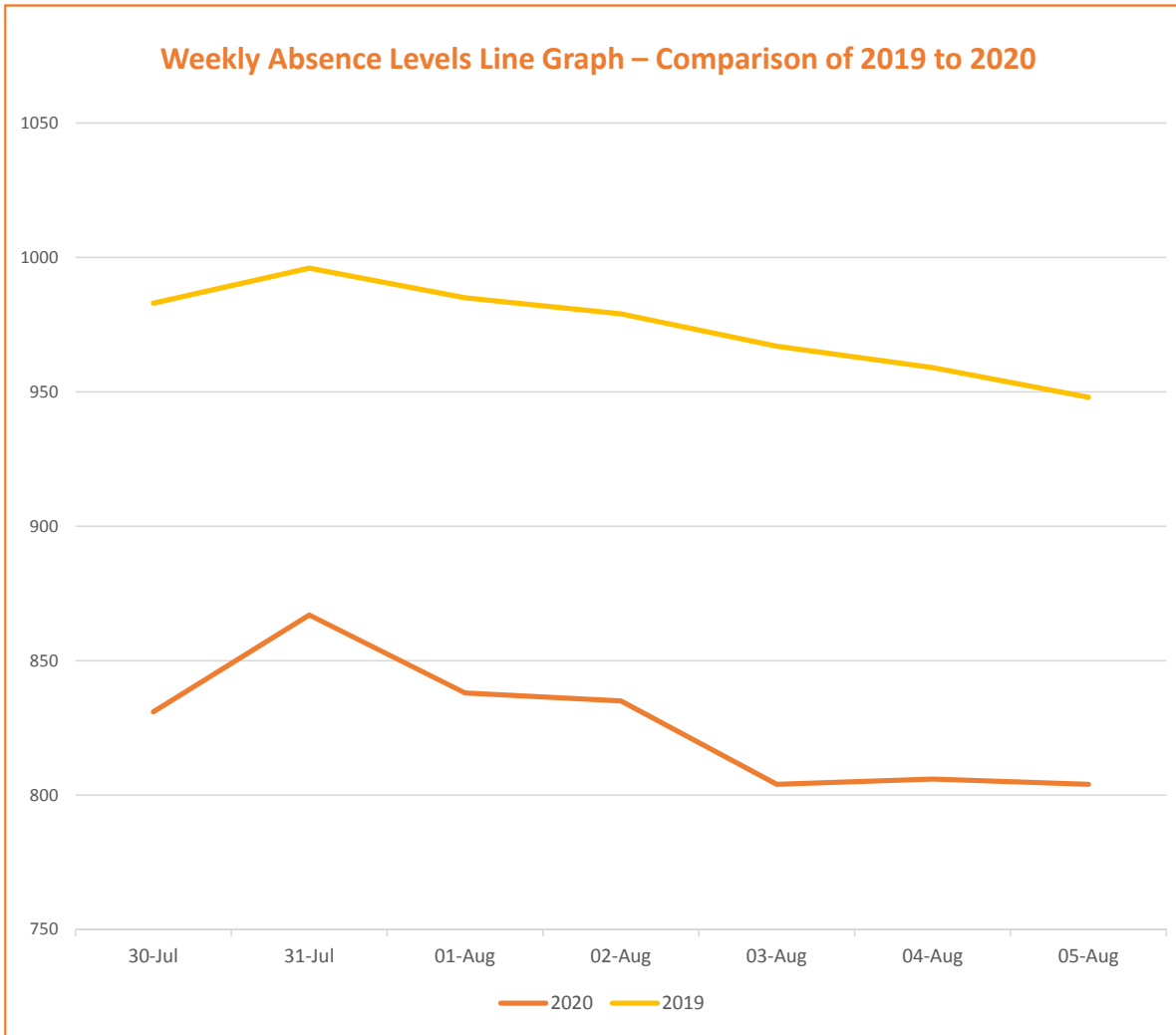
No figures should be considered as Official Police Statistics. These may not yet have been verified or validated.

OFFICIAL



Weekly Absence (30th July – 5th August 2020)

Weekly Absence Levels Line Graph – Comparison of 2019 to 2020



Police Scotland Current Absences

5 th August 2020	No.	Change from same day previous week	Change from same day previous week (%)
COVID-19	37	-14	-27%
Total Absences	804	-22	-3%

Date	30-Jul	31-Jul	01-Aug	02-Aug	03-Aug	04-Aug	05-Aug
2020	831	867	838	835	804	806	804
2019	983	996	985	979	967	959	948

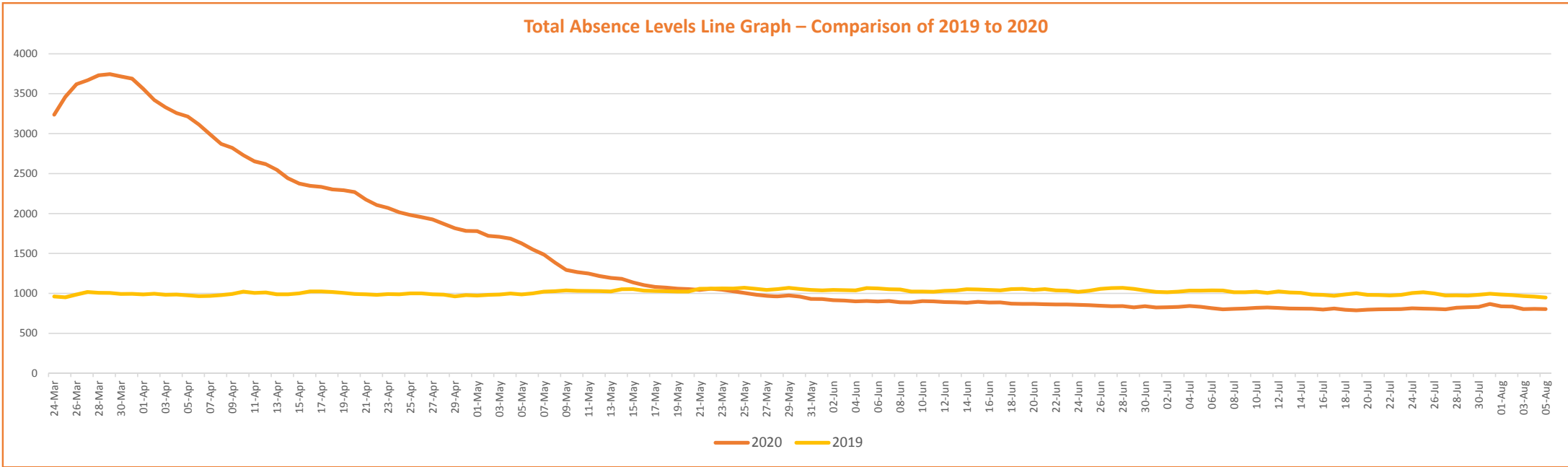
No figures should be considered as Official Police Statistics. These may not yet have been verified or validated.

OFFICIAL



Total Absence (18th March – 5th August 2020)

Total Absence Levels Line Graph – Comparison of 2019 to 2020



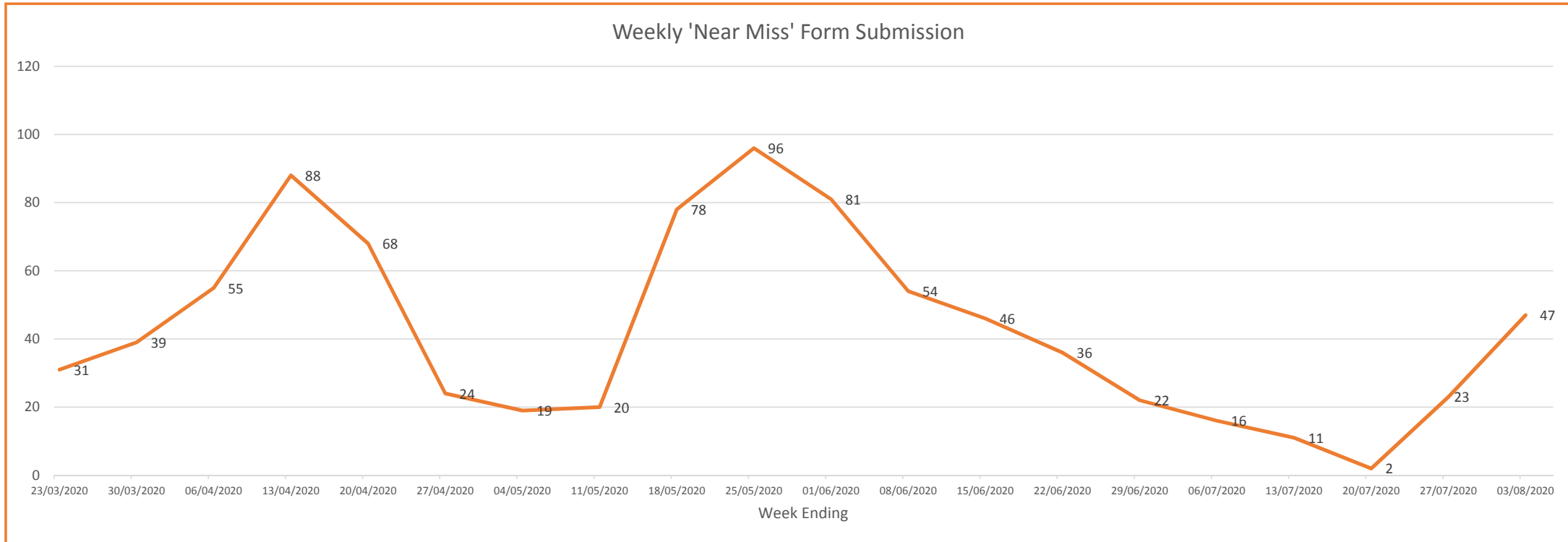
	March	18-Mar	19-Mar	20-Mar	21-Mar	22-Mar	23-Mar	24-Mar	25-Mar	26-Mar	27-Mar	28-Mar	29-Mar	30-Mar	31-Mar																
2020	1424	1725	2587	2681	2765	2926	3238	3460	3619	3669	3731	3745	3716	3688																	
2019	977	979	964	963	973	971	961	951	985	1018	1007	1006	993	994																	
April	01-Apr	02-Apr	03-Apr	04-Apr	05-Apr	06-Apr	07-Apr	08-Apr	09-Apr	10-Apr	11-Apr	12-Apr	13-Apr	14-Apr	15-Apr	16-Apr															
2020	3562	3421	3330	3258	3214	3114	2992	2871	2823	2730	2653	2619	2548	2440	2376	2347															
2019	987	995	983	985	976	965	968	978	993	1022	1006	1012	989	989	1000	1024															
May	01-May	02-May	03-May	04-May	05-May	06-May	07-May	08-May	09-May	10-May	11-May	12-May	13-May	14-May	15-May	16-May	17-May	18-May	19-May	20-May	21-May	22-May	23-May	24-May	25-May	26-May	27-May	28-May	29-May	30-May	31-May
2020	1779	1720	1709	1686	1626	1550	1486	1385	1293	1266	1249	1217	1194	1182	1137	1102	1081	1072	1060	1053	1043	1058	1046	1026	1006	984	970	963	974	960	931
2019	973	981	986	999	987	1000	1022	1027	1037	1032	1030	1029	1025	1052	1054	1034	1031	1028	1023	1023	1058	1060	1062	1061	1071	1058	1044	1053	1069	1055	1044
June	01-Jun	02-Jun	03-Jun	04-Jun	05-Jun	06-Jun	07-Jun	08-Jun	09-Jun	10-Jun	11-Jun	12-Jun	13-Jun	14-Jun	15-Jun	16-Jun	17-Jun	18-Jun	19-Jun	20-Jun	21-Jun	22-Jun	23-Jun	24-Jun	25-Jun	26-Jun	27-Jun	28-Jun	29-Jun	30-Jun	
2020	929	915	910	900	905	899	904	889	887	903	900	891	888	883	894	886	887	872	868	869	864	861	861	857	853	845	840	841	825	839	
2019	1037	1043	1041	1038	1067	1062	1052	1049	1023	1023	1020	1032	1036	1052	1049	1043	1038	1054	1056	1044	1053	1038	1035	1019	1033	1057	1066	1069	1056	1036	
July	01-Jul	02-Jul	03-Jul	04-Jul	05-Jul	06-Jul	07-Jul	08-Jul	09-Jul	10-Jul	11-Jul	12-Jul	13-Jul	14-Jul	15-Jul	16-Jul	17-Jul	18-Jul	19-Jul	20-Jul	21-Jul	22-Jul	23-Jul	24-Jul	25-Jul	26-Jul	27-Jul	28-Jul	29-Jul	30-Jul	31-Jul
2020	823	826	831	842	832	815	801	806	810	819	823	818	810	809	808	798	811	794	787	796	800	802	804	814	809	806	801	821	826	831	867
2019	1019	1015	1021	1034	1035	1038	1036	1015	1015	1022	1006	1025	1012	1007	985	981	970	987	1001	981	980	974	981	1005	1015	999	974	975	983	996	
August	01-Aug	02-Aug	03-Aug	04-Aug	05-Aug																										
2020	838	835	804	806	804																										
2019	985	979	967	959	948																										

No figures should be considered as Official Police Statistics. These may not yet have been verified or validated.

OFFICIAL



Near Miss and Testing Data (w/e 23rd March – 3rd August 2020)



'Near miss' forms in the context of the pandemic situation may be submitted for a variety of reasons. i.e. when officers are potentially exposed to: COVID-19 whilst not wearing PPE, where PPE malfunctions, or in any other instance an officer feels a risk to themselves in a specific occurrence relating to COVID-19.

This can occur due to the reactive nature of policing, as well as being influenced by training levels and supply of PPE. The number of forms have increased over the last week.

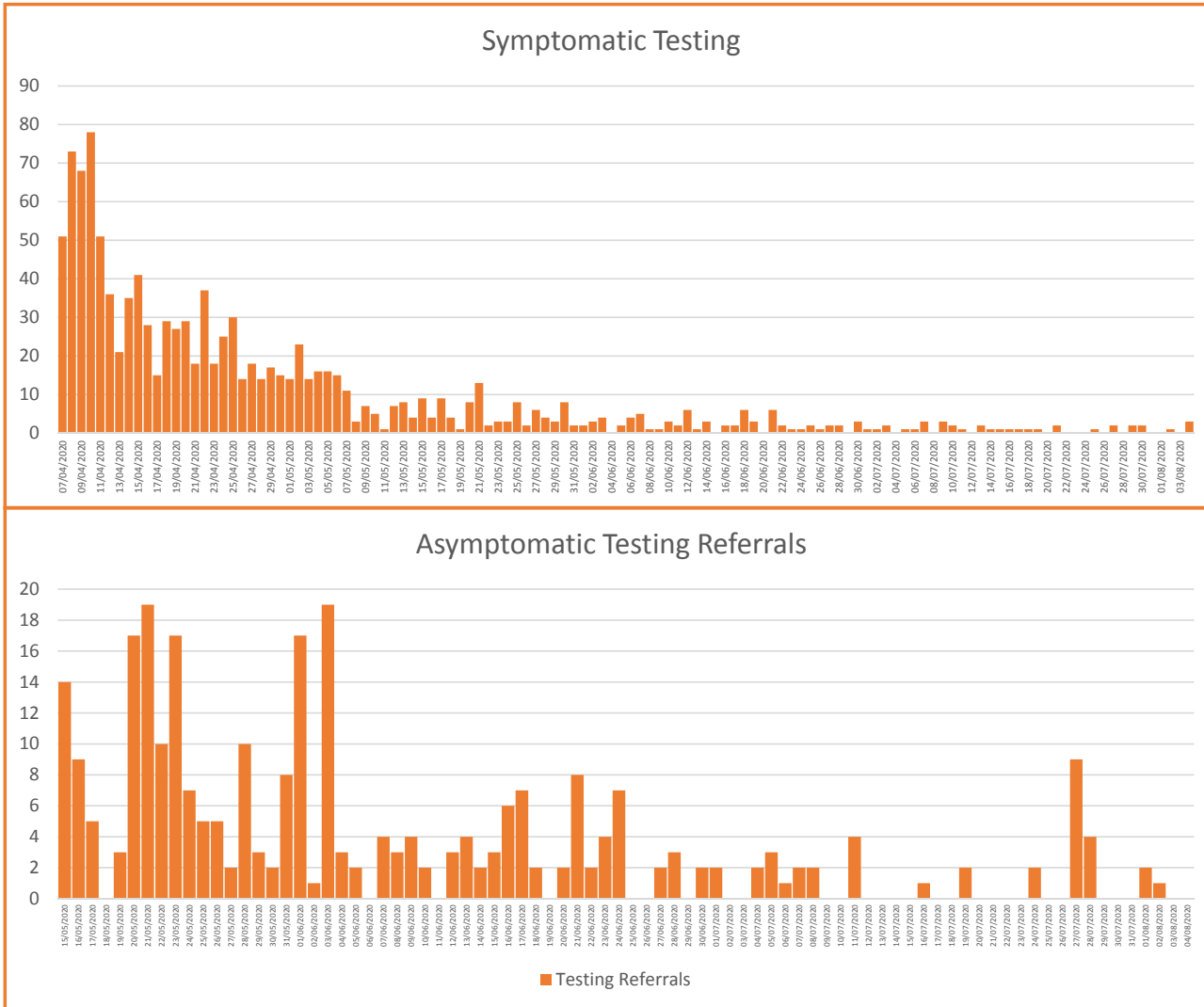
The amount of forms submitted continues to be attributable to the process for requesting an asymptomatic COVID-19 screening test due to an occupational risk, requiring the submission of a 'near miss' form. Many of the reports would not have been submitted without this requirement. The number of incidents where a lack of PPE is identified has not risen.

No figures should be considered as Official Police Statistics. These may not yet have been verified or validated.

OFFICIAL



Testing Data (7th April – 4th August 2020)



Police Scotland Testing Data			
Total Referrals	Tested Positive	Tested Negative	Inconclusive
Symptomatic Testing			
1249	164	1009	22
Asymptomatic Testing			
301	0	284	2
Contact Tracing			
12	0	12	0
Other: Locally Arranged Tests			
390	38	349	2

Locally arranged tests may refer to Divisional arrangements, self arranged tests or those arranged by the NHS.

*Work has been undertaken resulting in some duplication of results being corrected which has resulted in a drop, particularly with regards to self referral reporting data, of positive and some negative cases.

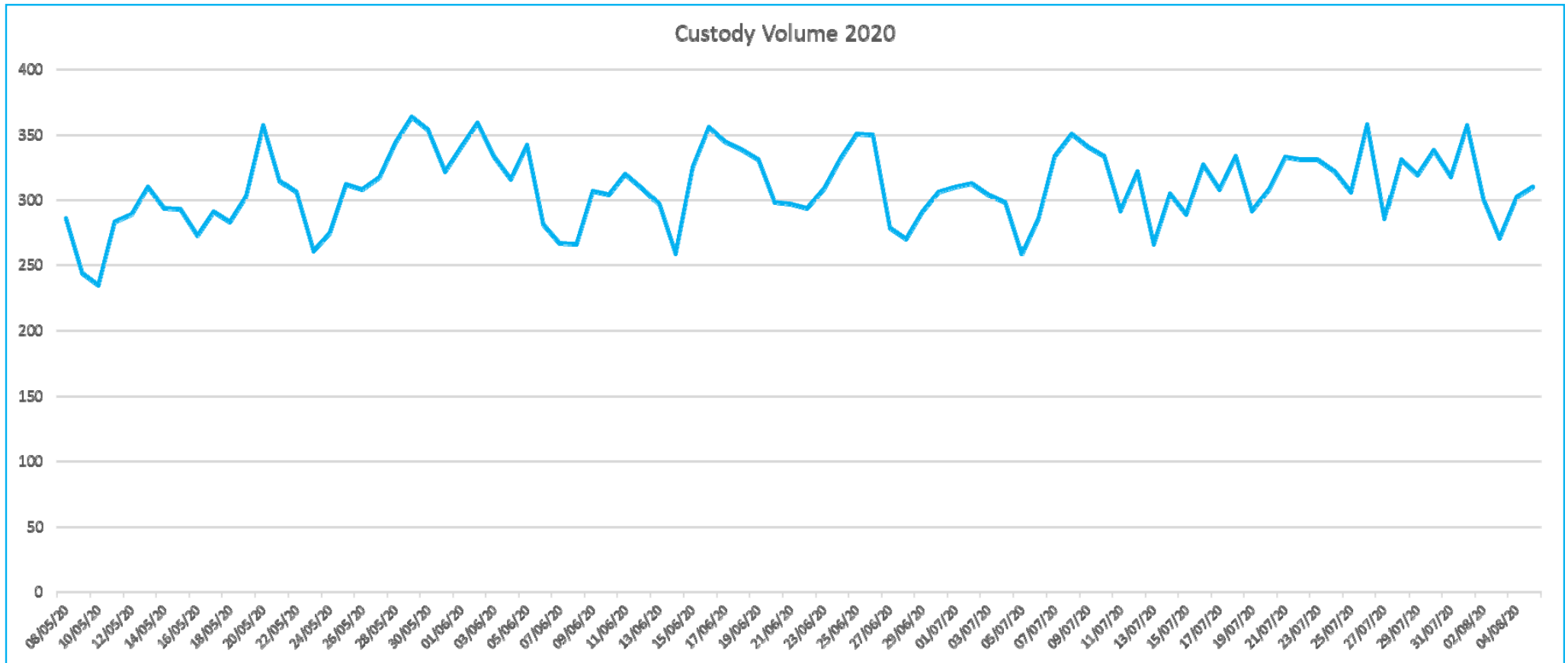
*Please note Testing Data is now being reported weekly. The last Testing data report was received on 3rd August 2020 and includes tests arranged up to and including 4th August 2020.

No figures should be considered as Official Police Statistics. These may not yet have been verified or validated.

OFFICIAL

Custody Volume

The below line graph displays the total custody volume over time. As can be seen, the number of custodies fell on the approach to 'lockdown', reaching their lowest level on 29th March. Since that date Custodies have steadily increased and have now levelled off.



No figures should be considered as Official Police Statistics. These may not yet have been verified or validated.

OFFICIAL