



<b>Report To:</b>	<b>SPA Board Members</b>		
<b>Meeting Date:</b>		<b>Agenda Item:</b>	
<b>Report Title:</b>	<b>Operation Talla Weekly Update</b>		
<b>Sponsored by:</b>		<b>Presented by:</b>	<b>DCC Graham</b>
<b>Appendix Attached:</b>	<b>APPENDIX A – Weekly COVID-19 Bulletin</b>		
<b>Report Classification</b>			
<b>Police Scotland:</b>	<b>For Noting</b>		
<b>SPA:</b>	<b>For Noting</b>		
<b>EXECUTIVE SUMMARY</b>			
<b>1.</b>	<b>Purpose</b>		
1.1	<p>This paper provides the Scottish Police Authority (SPA) with a weekly update on policing changes seen during Operation TALLA, Police Scotland’s COVID-19 response.</p> <p>This report contains the preceding week’s information and data on changing demands within the service centre, incident attendance and crime. It will also consider our COVID-19 response including our use of the emergency legislation and how we are assisting our officers and staff welfare throughout these challenging times.</p> <p>This update will have a reporting period, Thursday to Wednesday. For the purpose of this report, the week of Thursday 7<sup>th</sup> May 2020 to Wednesday 13<sup>th</sup> May 2020 is considered.</p>		
<b>2.</b>	<b>Decision Requested</b>		
2.1	N/A		
<b>3.</b>	<b>Recommendation</b>		
3.1	N/A		
<b>4.</b>	<b>Alignment to Police Scotland Strategic Outcomes*</b>		
4.1	<p>This report aligns to both Police Scotland’s Strategic Outcomes and the Operation TALLA Strategic Objectives as set out by DCC Malcolm Graham.</p> <p>This report discusses the flexible and adaptable response to the challenges posed by COVID-19 by Police Scotland (SO1, SO2 and SO5). It further highlights the activities undertaken by Police Scotland to protect our people (SO4). The levels of intervention activity discussed in the report serve to protect our communities from COVID-19 (SO1, SO2). The frequent, transparent publication of papers, such as this, and those published on the Police Scotland website provide engagement with communities, to maintain trust and confidence (SO3)</p>		

<b>5.</b>	<b>Main Report</b>
-----------	--------------------

**5.1 SERVICE CENTRE DEMAND**

In the last week, the volume of 101 and 999 calls to Police Scotland has remained relatively static. There has been no significant change in demand, but a trend towards certain demands increasing towards more normal levels is continuing.

**5.2 INCIDENT DEMAND**

When comparing to the previous week, attended public nuisance incidents again saw a decrease of 4%. Attended noise complaints increased by 6%, with incident volumes on the whole remaining static from the previous week. Theft and Assault incident types continue to remain at fairly consistent, low levels when comparing to the previous week, whereas Missing Persons incidents have increased by 10%. However, in comparison to the previous year each of these incident types are all trending significantly lower.

**5.3 CRIME**

Crime has continued to trend at levels lower than seasonal averages. Recorded crime has remained static from the previous week and down 5% when compared to the same week last year. There has been a decrease of around 9% in the level of Fraud from the previous week, but volume is still significantly higher than last year.

**5.4 COVID-19 INTERVENTION ACTIVITY**

Police Scotland’s use of the COVID-19 legislation continues to be to engage with people, explain the provisions and encourage them to comply with the necessary restrictions, with enforcement action being taken only where absolutely necessary. This has been the overall approach and tone of policing in Scotland since the inception of the public health emergency.

The highest proportion of interventions by police result in individuals dispersing on request. This is in line with Police Scotland’s policing approach in respect of this new legislation.

In the last seven days Police Scotland officers attended 18885 incidents. This provides some context to the fact that the new intervention powers have been used on 6,930 occasions, the vast majority non-punitive. Officers have had to resort to enforcement action on 352 occasions throughout the week, with a substantial number occurring on Saturday 9th May.

A substantial amount of work is in progress to prepare for the phases and nature of measures that may be introduced by the Scottish Government in the future to release

lockdown. A relatively minor adjustment to Scottish Government guidance was issued during the reporting period regarding the frequency with which people could exercise, and this has resulted in a re-emphasis of the Police Scotland guidance to officers and staff around policing to the regulations, which have not yet changed, and also a reminder about the style and approach of policing in public space when individuals are likely to be exercising.

## **5.5 PERSONAL PROTECTIVE EQUIPMENT (PPE)**

The procurement and supply of PPE to officers and staff continues as a priority and significant effort is ongoing to ensure our officers and staff are provided with the protection and guidance they require. The Operation TALLA Logistics Cell continues to provide extensive training, equipping and resupply 24 hours a day.

As of 13<sup>th</sup> May, around 11826 frontline police officers and staff have been trained and supplied the necessary PPE. This is in conjunction with significant measures to introduce physical distancing within the workplace wherever possible. A more detailed report on PPE is being prepared for the Scottish Police Authority.

## **5.6 OFFICER AND STAFF COVID-19 SCREENING**

People & Development continue to support our workforce and to provide reassurance to officers and staff who are symptomatic. To assist with returning them to work as soon as possible, a formal COVID-19 testing regime was introduced. Over the weekly reporting period, 109 officers and staff had tests arranged. This brings the total number of arranged tests, as of 13<sup>th</sup> May, to 1033. Of these tests, 190 have returned as positive for COVID-19. These figures provided do not include arranged tests and positive tests that have been coordinated locally outwith People & Development process.

Following discussions with Scottish Government Health and Justice colleagues, agreement has also been reached on a process for officers and staff to have access to testing on a risk based approach when asymptomatic, such as following an assault where transmission might have occurred. Further work continues to establish if such testing could be made more available as the Scottish Government Trace, Test, Isolate and Support strategy is implemented.

Police Scotland continues to be engaged in discussions about the opportunities to introduce workplace antibody testing, if a valid test becomes available in Scotland.

## **5.7 COVID-19 NEAR MISSES**

'Near miss' forms in the context of the pandemic situation may be submitted for a variety of reasons i.e. when officers are potentially exposed to COVID-19 whilst not wearing PPE, where PPE malfunctions, or in any other instance an officer feels a risk to themselves in a specific occurrence relating to COVID-19. This can occur due to the reactive nature of policing, as well as being influenced by training levels and supply of PPE. After an initial rise

in the submission of these forms peaking on 7<sup>th</sup> April, the number has dropped and in the last few weeks has remained mostly static. The drop in submission of forms is likely to be attributed to an increase in numbers of officers trained and equipped.

## **5.8 CUSTODY**

Custody volume refers to the amount of custodies held in Police Scotland custody facilities at a given time. The number of custodies fell on the approach to 'lockdown', reaching their lowest level on 29<sup>th</sup> March. Since that date custody volumes have steadily increased and are now comparable to business as usual levels.

## **5.7 SUBMISSION**

This report is submitted to the SPA for information and consideration.

**Appendix A – COVID-19 Weekly Bulletin** contains the information which will be released publically by Police Scotland. This information will continue to be released weekly and will synchronise with the weekly SPA reporting for consistent, single data timelines.

# COVID-19 WEEKLY BULLETIN

## 7 May – 13 May 2020

SERVING A  
CHANGING SCOTLAND



**SCOTTISH POLICE**  
**AUTHORITY**

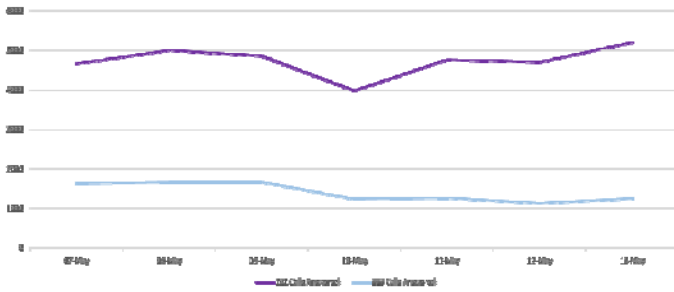
No figures should be considered as Official Police Statistics. These may not yet have been verified or validated.

OFFICIAL

## Service Centre Demand

The volume of 101 calls and 999 call to Police Scotland this week has remained relatively static, with no significant change in demand.

Service Centre Call Demand - Preceding Week

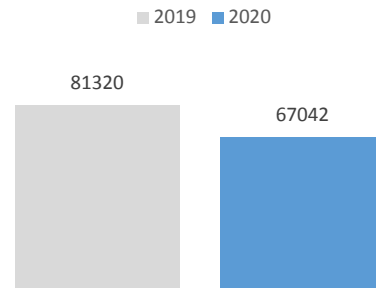


## Crime Levels

### Total Year to Date Crime Levels

Crime has continued to trend at levels lower than seasonal average, particularly since government restrictions were introduced. Further data is available in the Crime slide.

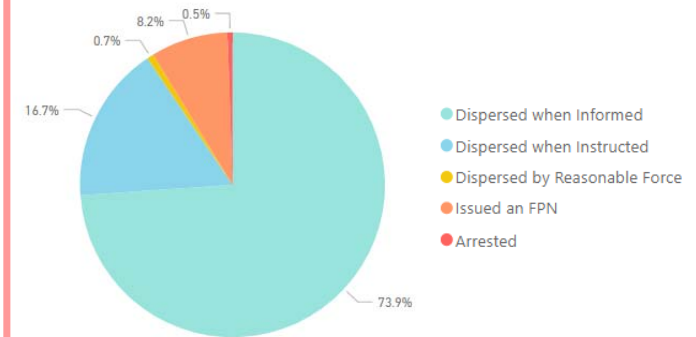
Total Crime (Year to Date vs Prev. Year to Date)



## Coronavirus Legislation

### Co-operation with new Coronavirus Legislation

The below chart is indicative of the co-operation levels experienced by Police. The majority of interactions between Police and the public are resolved without enforcement.

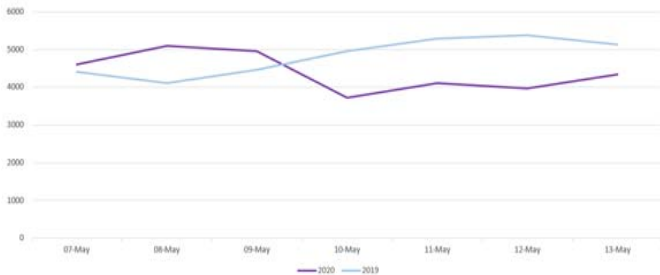


## Incident Demand

### Incident Demand Shift

Incident volume this week shows as being relatively similar levels when compared to the same time last year. There has been no significant shift in demand over the last 7 days.

Incident Volume - Preceding Week



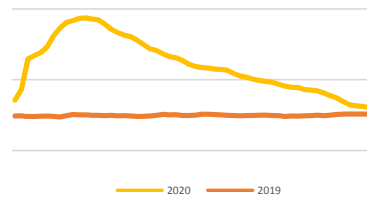
## Staff Absence and Welfare

### Absences

From mid-March, Police Scotland's absence levels rose to higher than normal rates until the end of March. Since this date, they have steadily reduced and are returning towards absence levels closer to those seen in 2019.

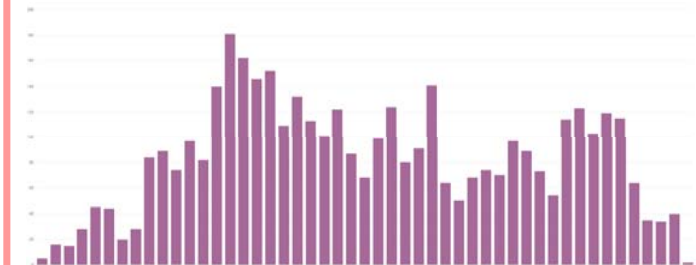
### Staff COVID Screening

Testing of key workers for COVID-19 continues, and the number of tests arranged for Police Scotland employees is broken down later in this report.



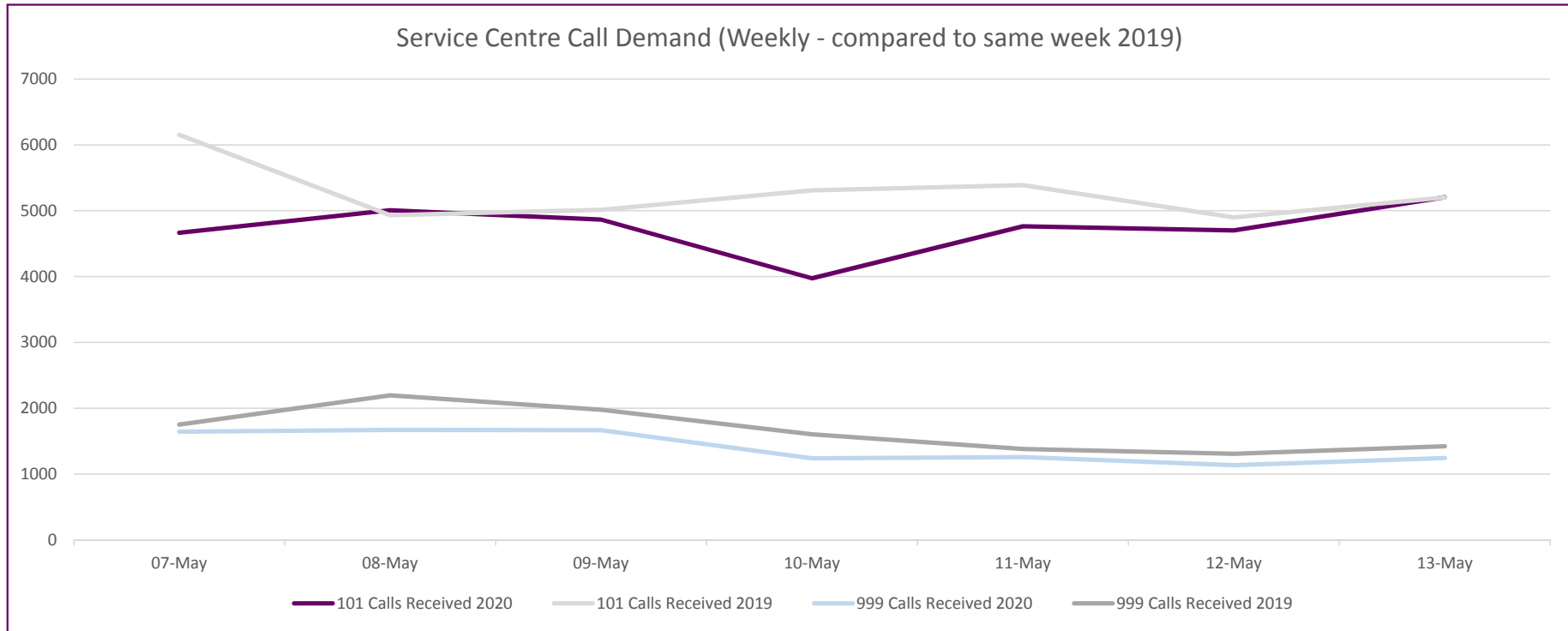
### Total Number of Interactions Relating to Coronavirus Legislation

The below chart is indicative of the total number of FPNs issued and charges labelled since the introduction of the new legislation.





## Weekly Service Centre Demand (7 - 13 May 2020)



		07-May	08-May	09-May	10-May	11-May	12-May	13-May	Total
<b>101 Calls Received</b>	<b>2020</b>	4665	5008	4865	3974	4764	4701	5205	<b>33182</b>
<b>101 Calls Received</b>	<b>2019</b>	6154	4932	5014	5309	5388	4898	5201	<b>36896</b>
<b>999 Calls Received</b>	<b>2020</b>	1644	1670	1666	1240	1257	1135	1244	<b>9856</b>
<b>999 Calls Received</b>	<b>2019</b>	1751	2195	1977	1603	1382	1308	1423	<b>11639</b>

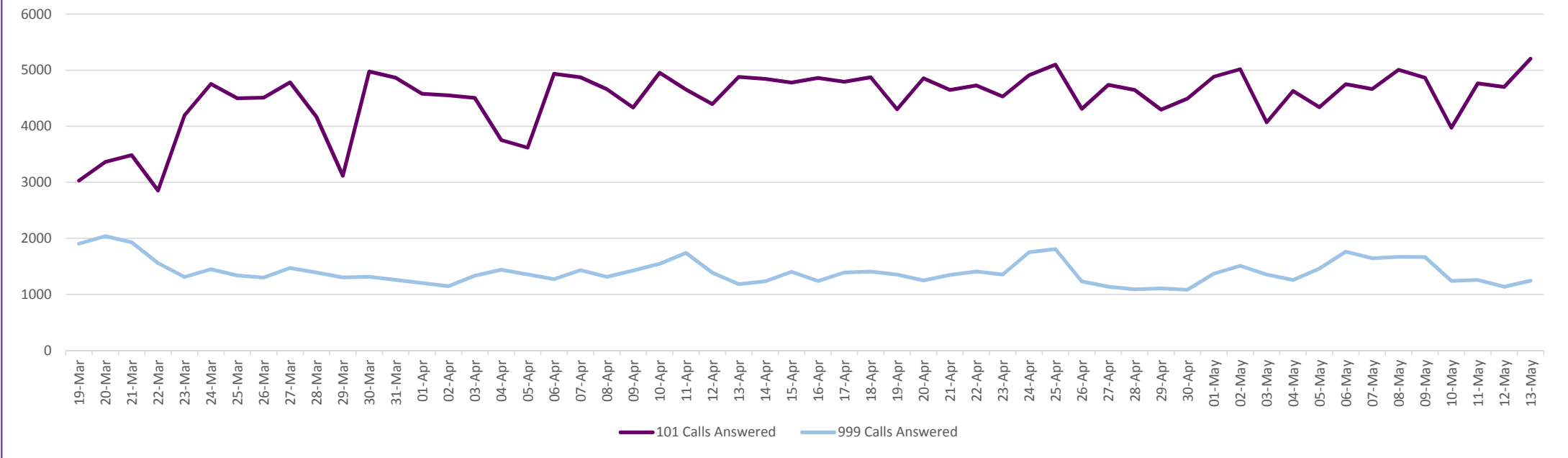
No figures should be considered as Official Police Statistics. These may not yet have been verified or validated.

OFFICIAL



# Cumulative Service Centre Demand (19 March – 13 May 2020)

Service Centre Call Demand - Cumulative



	19-Mar	20-Mar	21-Mar	22-Mar	23-Mar	24-Mar	25-Mar	26-Mar	27-Mar	28-Mar	29-Mar	30-Mar	31-Mar
<b>101</b>	3029	3362	3484	2852	4196	4755	4499	4510	4784	4169	3115	4977	4866
<b>999</b>	1904	2038	1929	1558	1311	1447	1336	1299	1471	1391	1302	1314	1259

	1-Apr	2-Apr	3-Apr	4-Apr	5-Apr	6-Apr	7-Apr	8-Apr	9-Apr	10-Apr	11-Apr	12-Apr	13-Apr	14-Apr	15-Apr	16-Apr	17-Apr	18-Apr	19-Apr	20-Apr	21-Apr	22-Apr	23-Apr	24-Apr	25-Apr	26-Apr	27-Apr	28-Apr	29-Apr	30-Apr
<b>101</b>	4579	4550	4506	3753	3618	4935	4873	4663	4332	4954	4654	4394	4881	4846	4780	4861	4793	4874	4303	4856	4647	4728	4530	4910	5101	4311	4739	4647	4295	4494
<b>999</b>	1204	1145	1333	1440	1355	1272	1432	1312	1426	1545	1739	1386	1182	1232	1403	1238	1391	1406	1354	1248	1348	1408	1353	1752	1808	1231	1137	1090	1106	1082

	1-May	2-May	3-May	4-May	5-May	6-May	7-May	8-May	9-May	10-May	11-May	12-May	13-May	Total
<b>101</b>	4884	5017	4069	4630	4340	4751	4665	5008	4865	3974	4764	4701	5205	<b>251878</b>
<b>999</b>	1369	1509	1353	1257	1461	1761	1644	1670	1666	1240	1257	1135	1244	<b>78483</b>

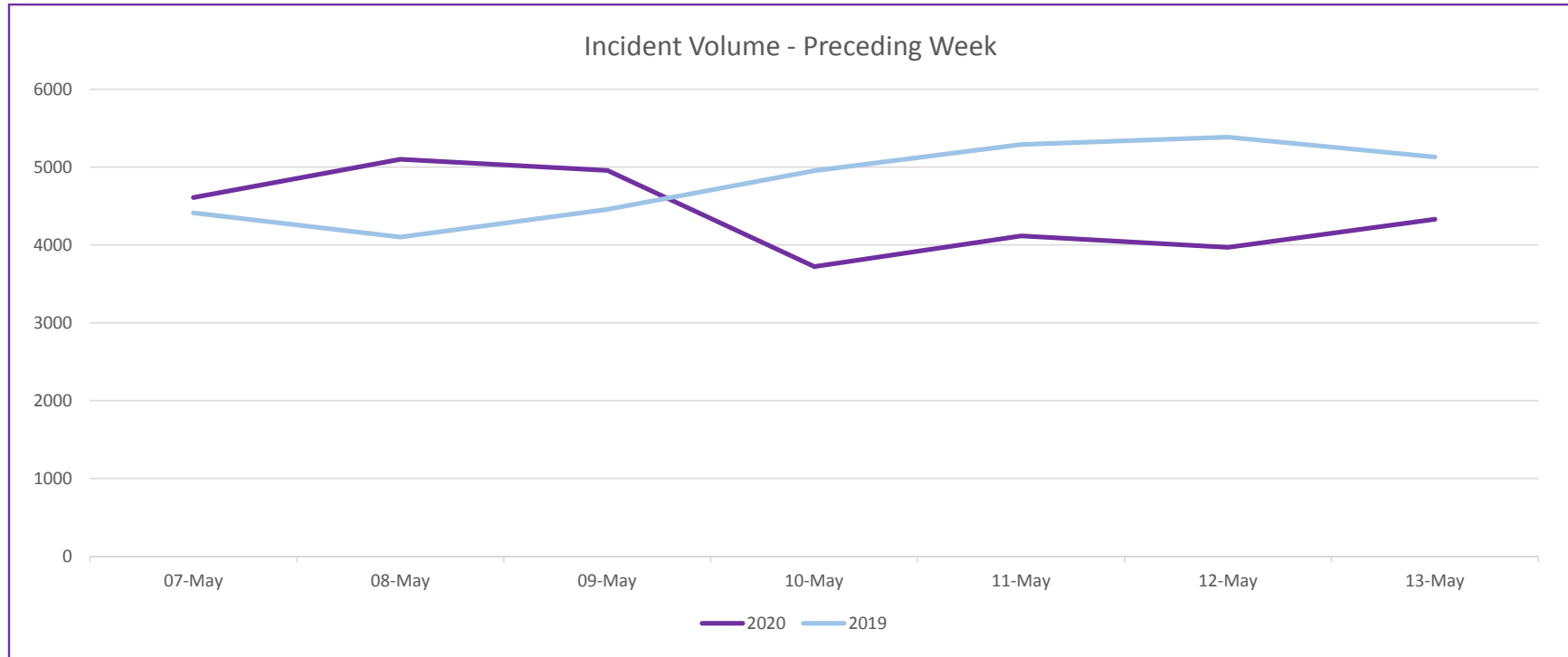
No figures should be considered as Official Police Statistics. These may not yet have been verified or validated.

OFFICIAL





## Weekly Incident Demand (7 May - 13 May 2020)



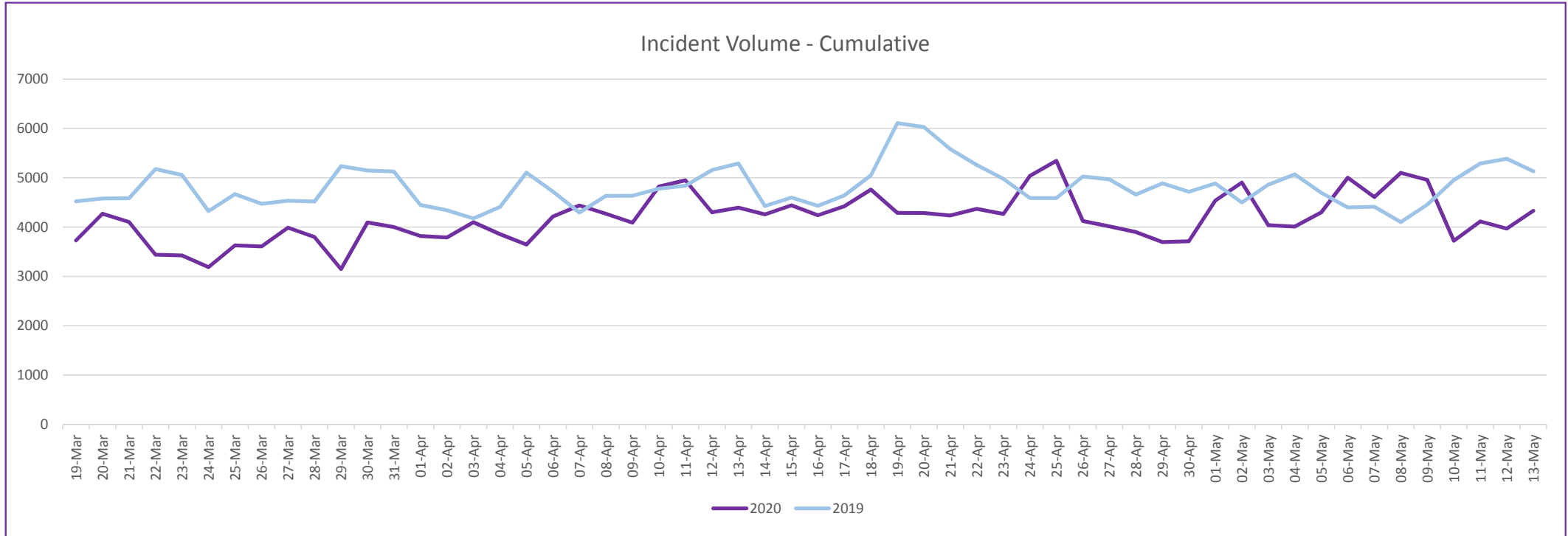
	7-May	8-May	9-May	10-May	11-May	12-May	13-May	Total
2020	4609	5101	4957	3722	4116	3696	4331	<b>30805</b>
2019	4412	4102	4456	4954	5290	5386	5130	<b>33730</b>

No figures should be considered as Official Police Statistics. These may not yet have been verified or validated.

OFFICIAL



# Cumulative Incident Demand (19 March – 13 May 2020)



	19-Mar	20-Mar	21-Mar	22-Mar	23-Mar	24-Mar	25-Mar	26-Mar	27-Mar	28-Mar	29-Mar	30-Mar	31-Mar
<b>2020</b>	3730	4272	4104	3439	3427	3188	3629	3609	3990	3800	3148	4095	4001
<b>2019</b>	4522	4580	4585	5177	5056	4325	4668	4472	4535	4517	5235	5148	5126

	1-Apr	2-Apr	3-Apr	4-Apr	5-Apr	6-Apr	7-Apr	8-Apr	9-Apr	10-Apr	11-Apr	12-Apr	13-Apr	14-Apr	15-Apr	16-Apr	17-Apr	18-Apr	19-Apr	20-Apr	21-Apr	22-Apr	23-Apr	24-Apr	25-Apr	26-Apr	27-Apr	28-Apr	29-Apr	30-Apr
<b>2020</b>	3819	3790	4099	3857	3646	4215	4438	4271	4090	4821	4950	4299	4393	4258	4442	4240	4423	4759	4288	4286	4236	4370	4267	5037	5345	4122	4014	3900	3695	3714
<b>2019</b>	4449	4340	4176	4409	5106	4721	4296	4634	4636	4778	4840	5155	5290	4427	4599	4433	4643	5049	6109	6030	5579	5259	4979	4589	4587	5026	4968	4659	4887	4716

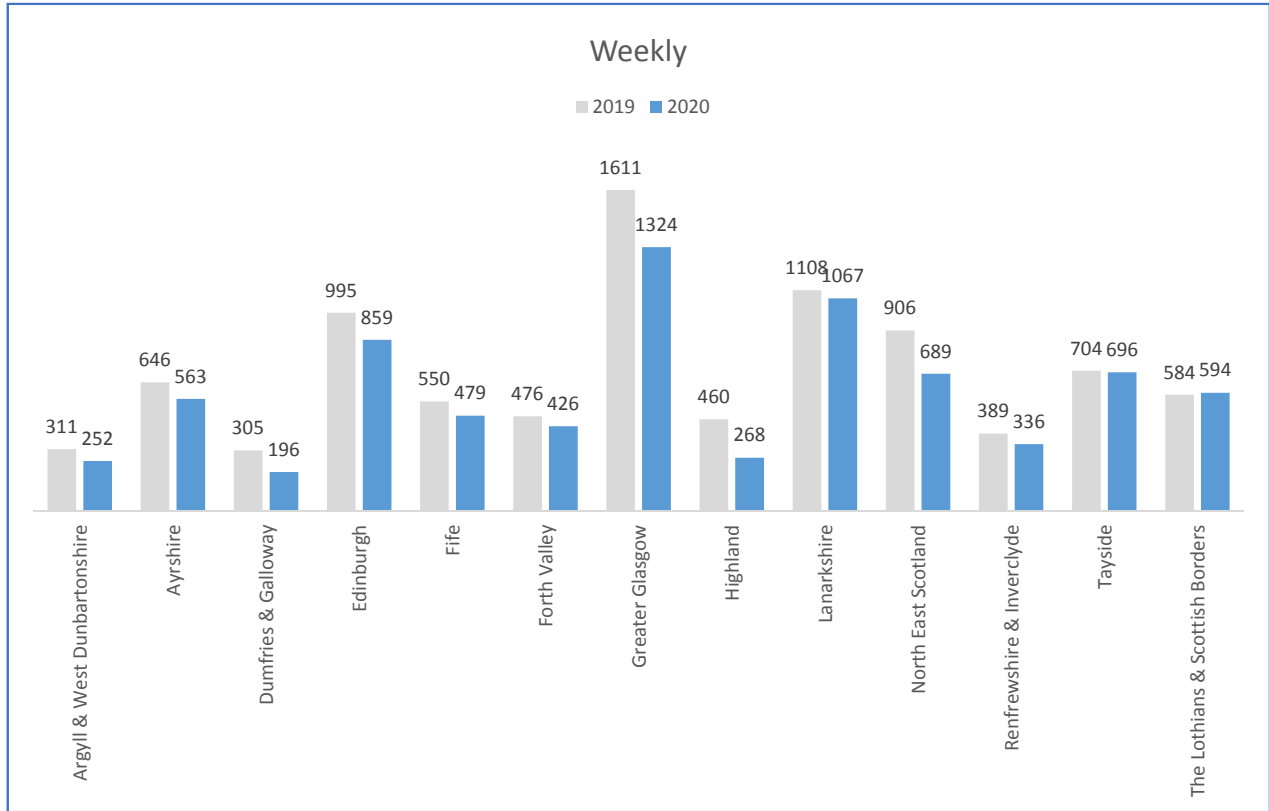
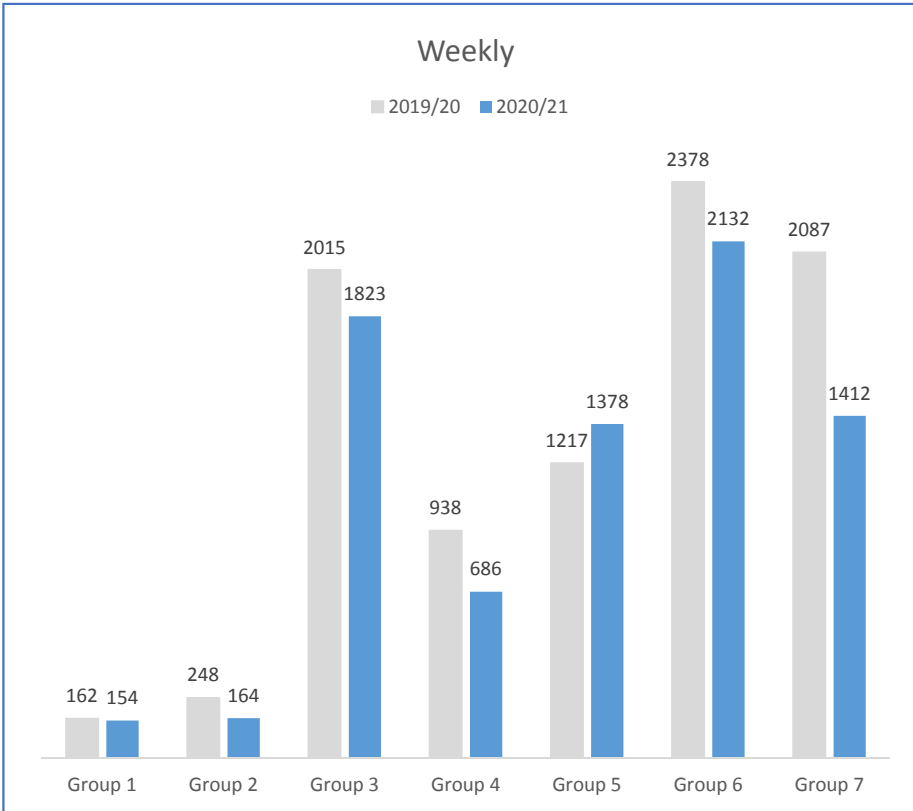
	1-May	2-May	3-May	4-May	5-May	6-May	7-May	8-May	9-May	10-May	11-May	12-May	13-May	Total
<b>2020</b>	4538	4904	4038	4011	4301	5001	4609	5101	4957	3722	4116	3696	4331	<b>234117</b>
<b>2019</b>	4884	4500	4860	5069	4696	4399	4412	4102	4456	4954	5290	5386	5130	<b>269453</b>

OFFICIAL

Note: No figures should be considered as Official Police Statistics. These may not yet have been verified or validated.



# Weekly Crime Demand (4 - 10 May 2020)



Crime Group	1	2	3	4	5	6	7	Total
2019/20	162	248	2015	938	1217	2378	2087	<b>9045</b>
2020/21	154	164	1823	686	1378	2132	1412	<b>7749</b>

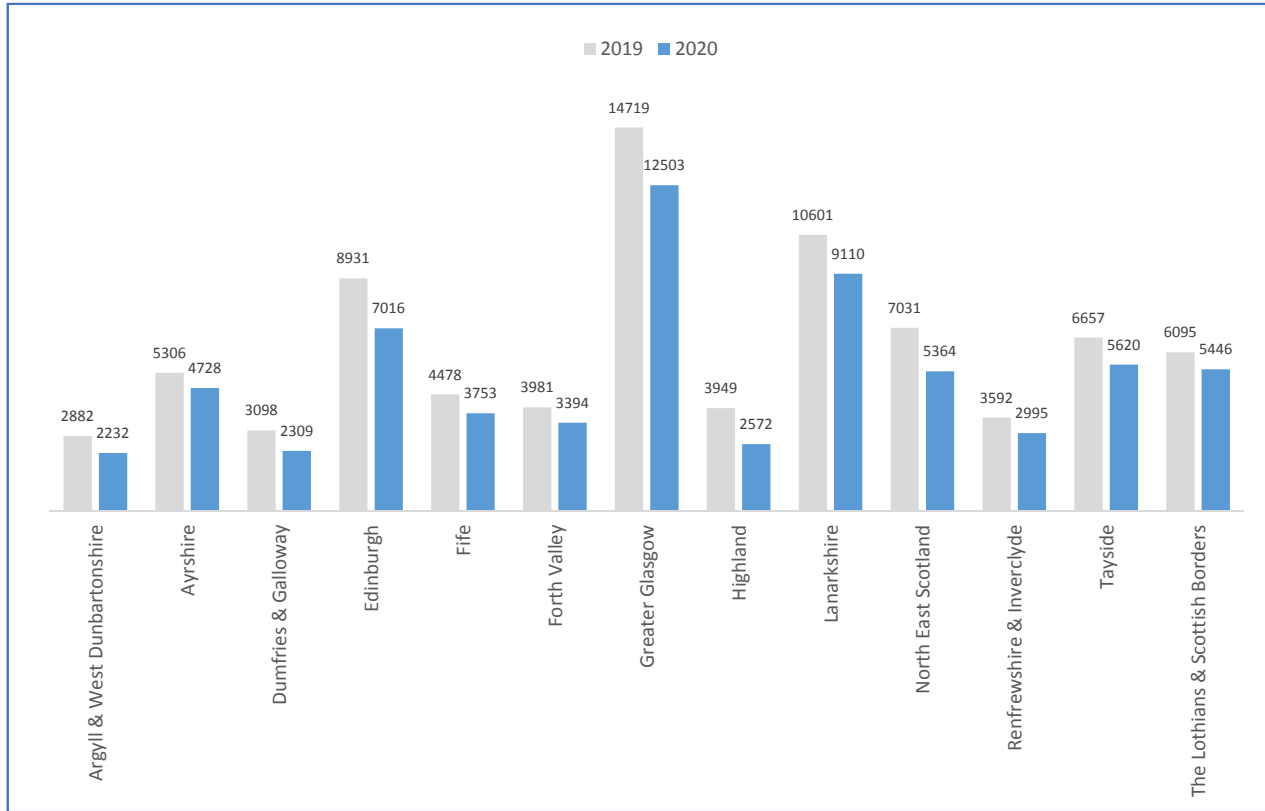
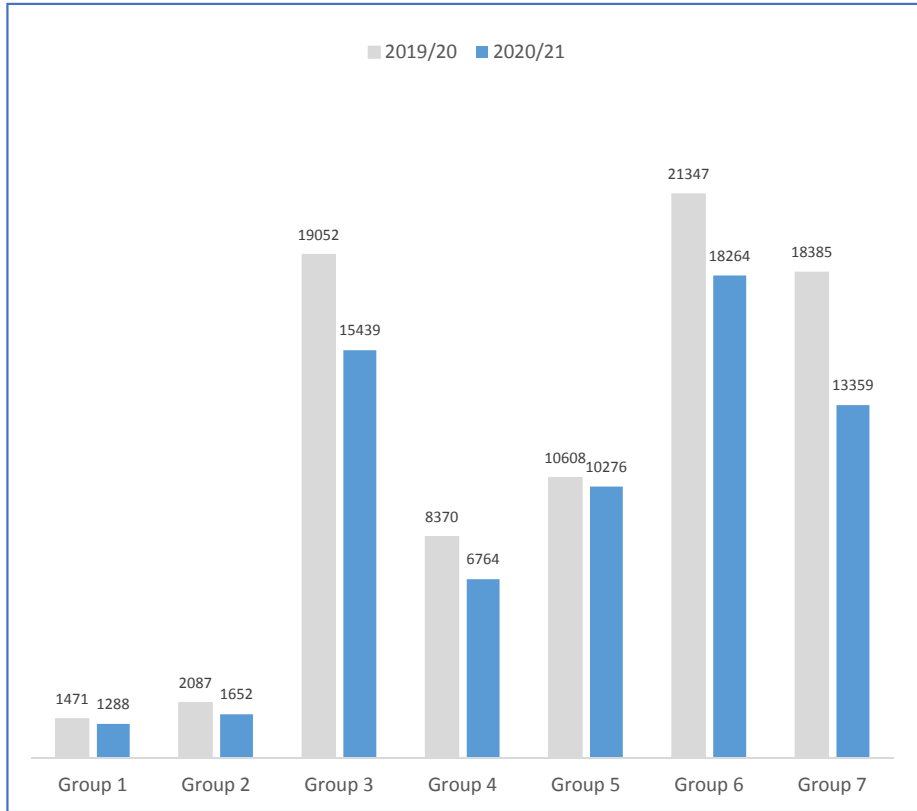
All Crime Groups (with exception of Group 5) show a decrease when the preceding weeks volume is compared to the same period in 2019.  
 All Divisions (with the exception of Lothian & Borders) show a decrease when the preceding weeks volume is compared to the same period in 2019.

More information regarding Crime Groups can be found [via this link](#)

No figures should be considered as Official Police Statistics. These may not yet have been verified or validated.



# Cumulative Crime Demand (9 March – 10 May 2020)



Crime Group	1	2	3	4	5	6	7	Total
2019/20	1471	2087	19052	8370	10608	21347	18385	<b>81320</b>
2020/21	1288	1652	15439	6764	10276	18264	13359	<b>67042</b>

All Crime (Groups 1-7) show a decrease in volume when compared to the same period in 2019.  
 All Divisions show a decrease in volume when compared to the same time period in 2019.

More information regarding Crime Groups can be found [via this link](#)

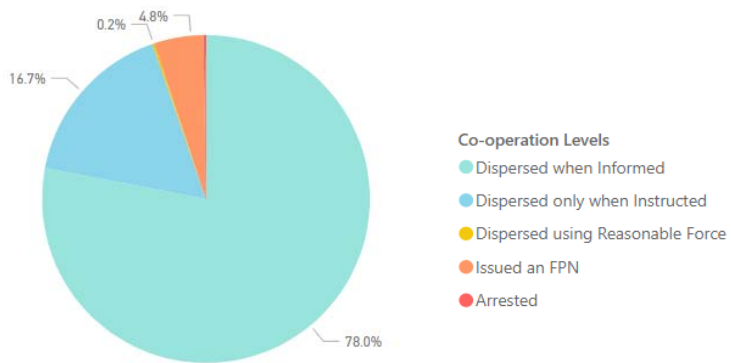
No figures should be considered as Official Police Statistics. These may not yet have been verified or validated.

OFFICIAL



# Weekly Coronavirus Legislation Co-operation (7 – 13 May 2020)

### Weekly Cooperation Levels

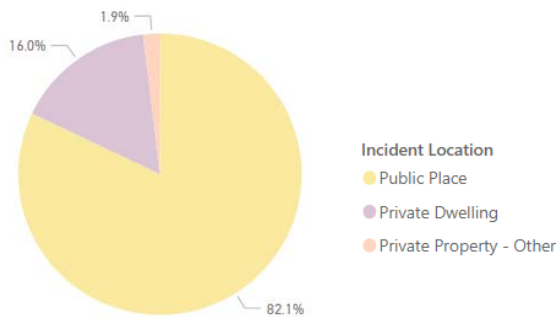


### Interaction Totals over Preceding Week

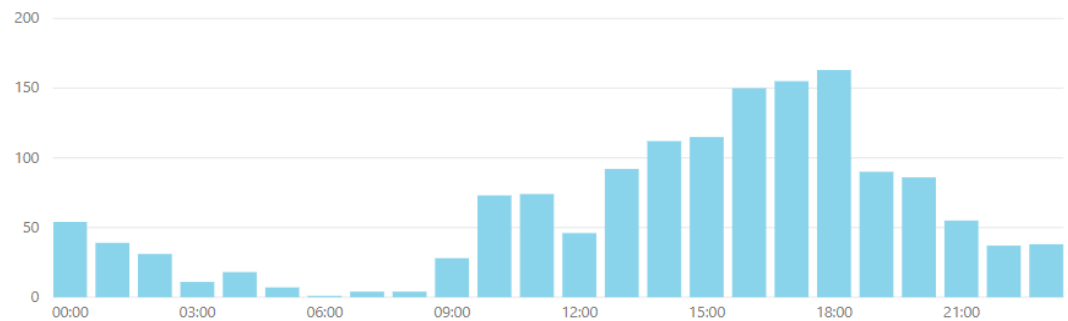


An 'interaction' is any instance where a Police Officer has reason to engage with a person who is not conforming with Legislation. Only when all efforts to encourage co-operation fail will Police Officers resort to enforcement.

### Weekly Intervention Locations



### Interaction Times over Preceding Week



In response to the introduction of The Health Protection (Coronavirus) (Restrictions) (Scotland) Regulations 2020 and Coronavirus Act 2020, Police Scotland developed a 'Coronavirus Interventions' (CVI) recording system. This system allowed Police Scotland to begin gathering data in relation to the public co-operation levels with the new legislation. This system relies on Police Officers manually updating the system with the co-operation level when they encounter an individual in contravention of the new legislation.

**Due to the manual input required to form this data set, the contents of this slide are indicative only. Actual figures will differ from those recorded on Crime Systems (please see slide 11), may be subject to change, and cannot be considered Official Police Statistics. They do provide an indication of the public co-operation levels across Scotland.**

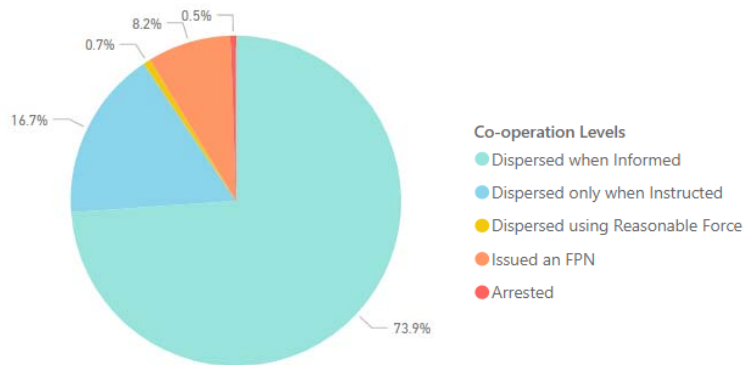
No figures should be considered as Official Police Statistics. These may not yet have been verified or validated.

OFFICIAL



# Cumulative Coronavirus Legislation Co-operation

### All Time Cooperation Levels

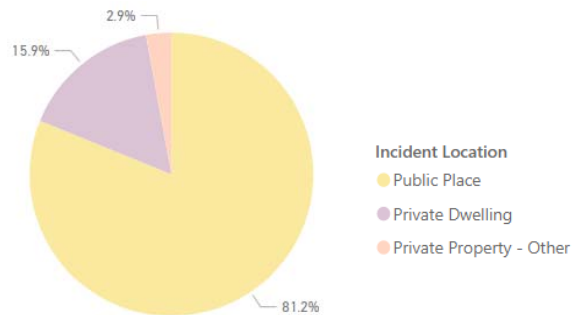


### Interaction Totals (All Time)

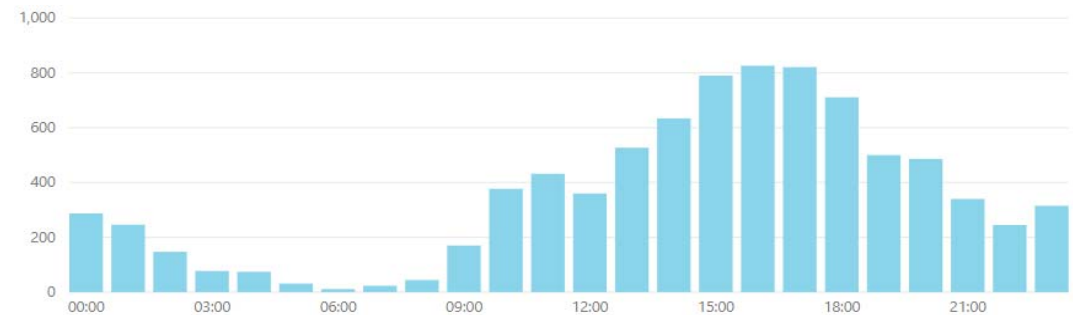


An 'interaction' is any instance where a Police Officer has reason to engage with a person who is not conforming with Legislation. Only when all efforts to encourage co-operation fail will Police Officers resort to enforcement.

### All Time Intervention Locations



### Interaction Times (All Time)



In response to the introduction of The Health Protection (Coronavirus) (Restrictions) (Scotland) Regulations 2020 and Coronavirus Act 2020, Police Scotland developed a 'Coronavirus Interventions' (CVI) recording system. This system allowed Police Scotland to begin gathering data in relation to the public co-operation levels with the new legislation. This system relies on Police Officers manually updating the system with the co-operation level when they encounter an individual in contravention of the new legislation.

**Due to the manual input required to form this data set, the contents of this slide are indicative only. Actual figures will differ from those recorded on Crime Systems (please see slide 11), may be subject to change, and cannot be considered Official Police Statistics. They do provide an indication of the public co-operation levels across Scotland.**

No figures should be considered as Official Police Statistics. These may not yet have been verified or validated.

OFFICIAL



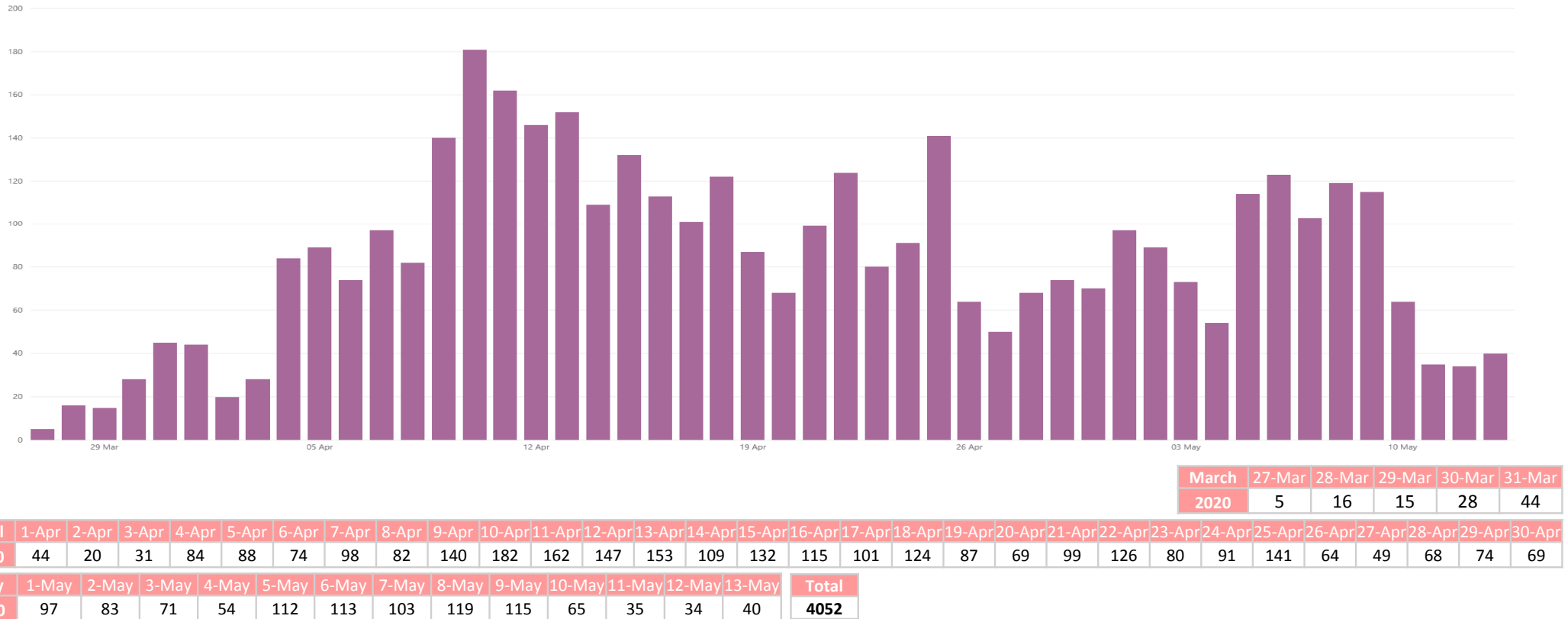
## 'Enforcement' of Coronavirus specific legislation

The following is a summary of all 'enforcement' action in relation to both The Health Protection (Coronavirus) (Restrictions) (Scotland) Regulations 2020 and Coronavirus Act 2020.

This includes all Fixed Penalty Notices issued and processed by Police Scotland. It also includes all occasions that a charge was labelled and recorded on Police Scotland's Crime Recording System against a person in relation to the aforementioned legislation. This is a true value of the volume of recorded 'enforcement' activity, but does not provide the granularity of the Coronavirus Intervention (CVI) recording system and does not capture the earlier phases of the '4 E's' approach.

These values remain subject to change as offences are retrospectively added or amended and do not match the indicative 'enforcement' values from the CVI recording system.

### Volume of Covid-19 Charges by Date



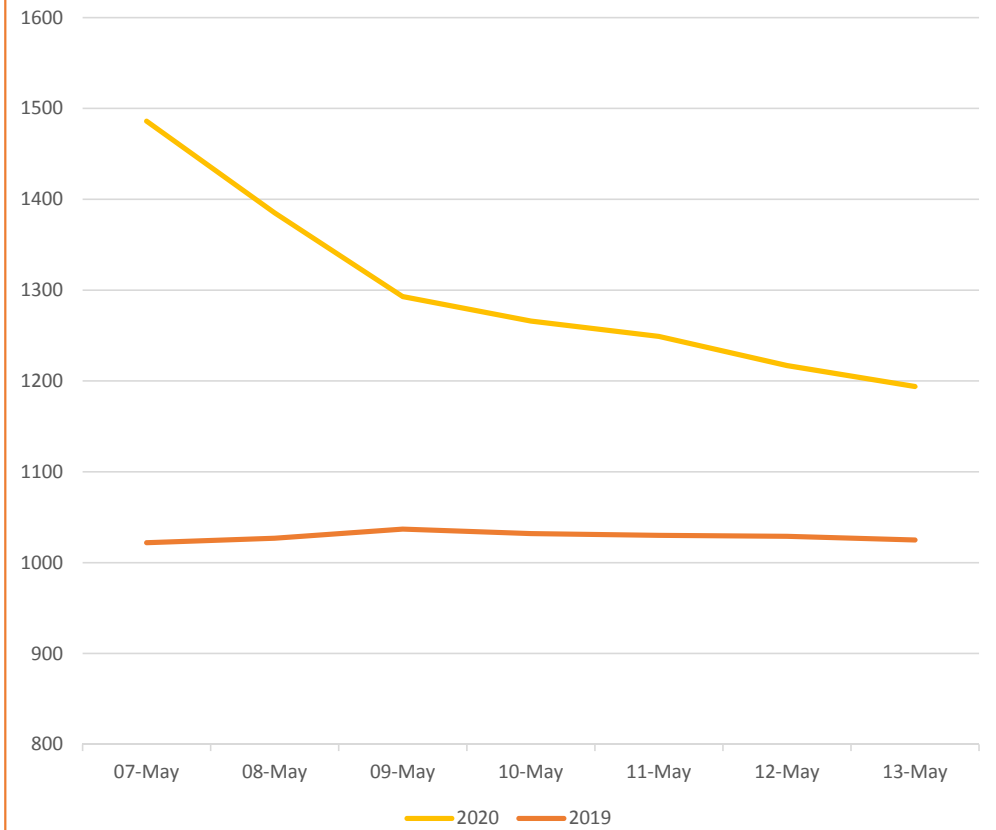
No figures should be considered as Official Police Statistics. These may not yet have been verified or validated.

OFFICIAL



## Weekly Absence (7 – 13 May 2020)

Total Absence Levels Line Graph – Comparison of 2019 to 2020

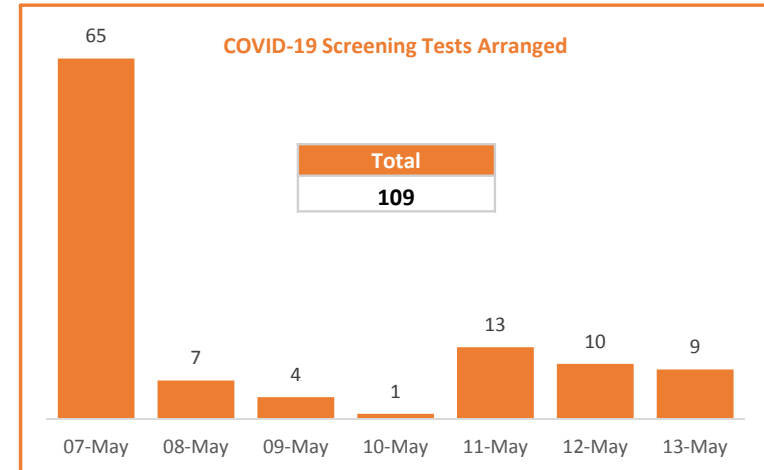


	07-May	08-May	09-May	10-May	11-May	12-May	13-May
2020	1486	1385	1293	1266	1249	1217	1194
2019	1022	1027	1037	1032	1030	1029	1025

Police Scotland Current Absences

As of 13 <sup>th</sup> May 2020	No.	Change from same day previous week	Change from same day previous week (%)
<b>COVID-19</b>	379	-381	-50%
<b>Total Absences</b>	1194	-356	-23%

COVID-19 Screening Tests Arranged



No figures should be considered as Official Police Statistics. These may not yet have been verified or validated.

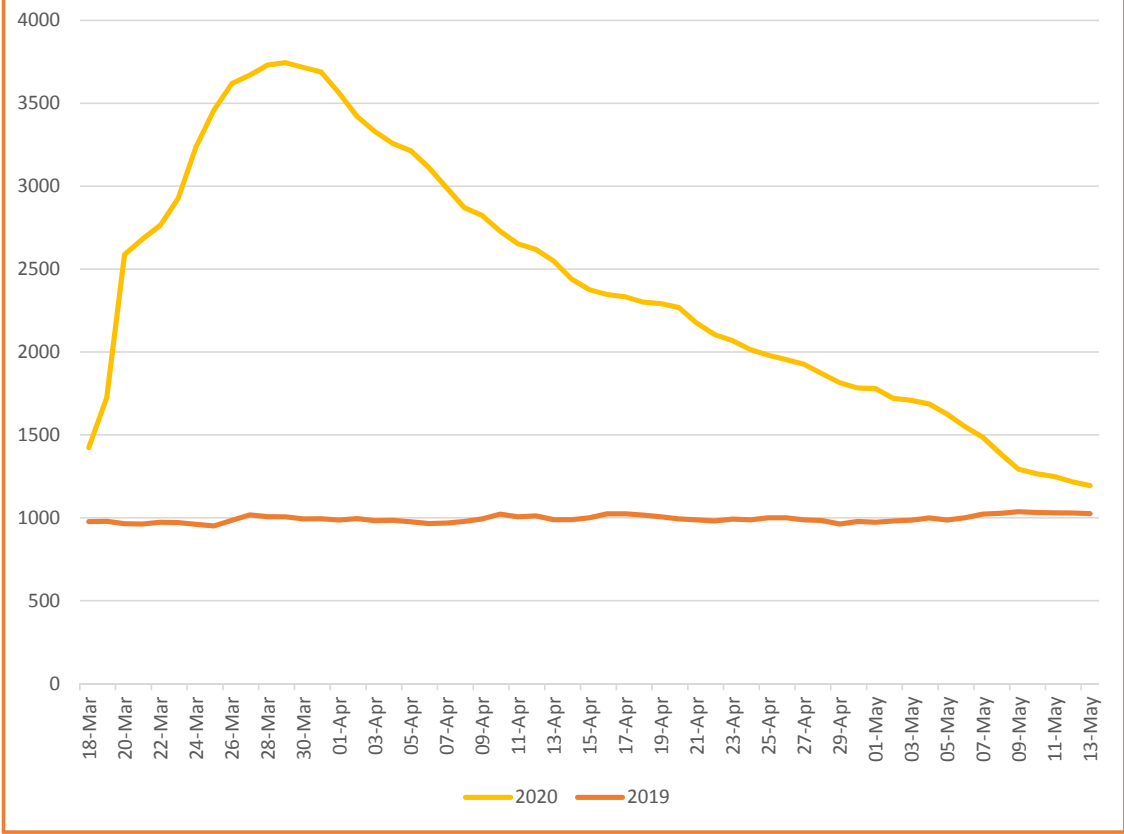
OFFICIAL



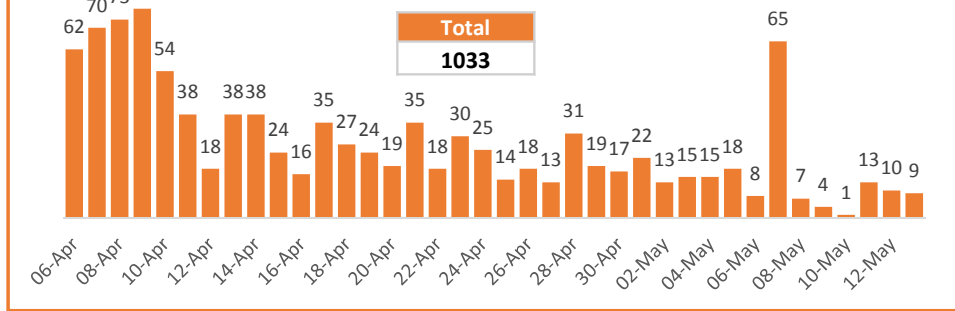


# All Absence (18 March – 13 May 2020)

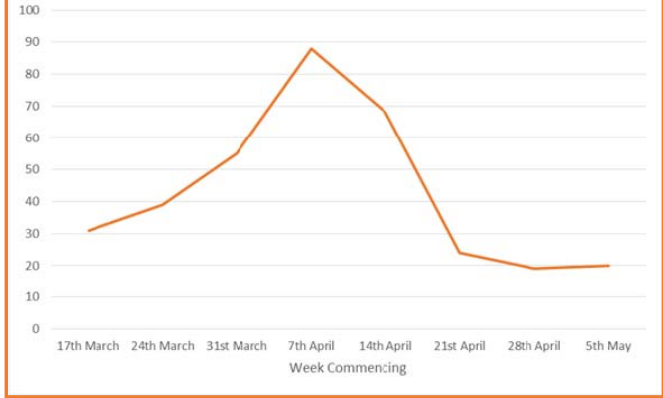
Total Absence Levels Line Graph – Comparison of 2019 to 2020



COVID-19 Screening Tests Arranged



COVID-19 related 'Near Miss' Forms submitted



'Near miss' forms in the context of the pandemic situation may be submitted for a variety of reasons i.e. when officers are potentially exposed to COVID-19 whilst not wearing PPE, where PPE malfunctions, or in any other instance an officer feels a risk to themselves in a specific occurrence relating to COVID-19. This can occur due to the reactive nature of Policing, as well as being influenced by training levels and supply of PPE. The number of these forms has dropped as training and PPE levels increase.

Date	01-Apr	02-Apr	03-Apr	04-Apr	05-Apr	06-Apr	07-Apr	08-Apr	09-Apr	10-Apr	11-Apr	12-Apr	13-Apr	14-Apr	15-Apr
2020	3562	3421	3330	3258	3214	3114	2992	2871	2823	2730	2653	2619	2548	2440	2376
2019	987	995	983	985	976	965	968	978	993	1022	1006	1012	989	989	1000

Date	01-May	02-May	03-May	04-May	05-May	06-May	07-May	08-May	09-May	10-May	11-May	12-May	13-May
2020	1779	1720	1709	1686	1626	1550	1486	1385	1293	1266	1249	1217	1194
2019	973	981	986	999	987	1000	1022	1027	1037	1032	1030	1029	1025

Date	18-Mar	19-Mar	20-Mar	21-Mar	22-Mar	23-Mar	24-Mar	25-Mar	26-Mar	27-Mar	28-Mar	29-Mar	30-Mar	31-Mar
2020	1424	1725	2587	2681	2765	2926	3238	3460	3619	3669	3731	3745	3716	3688
2019	977	979	964	963	973	971	961	951	985	1018	1007	1006	993	994

Date	16-Apr	17-Apr	18-Apr	19-Apr	20-Apr	21-Apr	22-Apr	23-Apr	24-Apr	25-Apr	26-Apr	27-Apr	28-Apr	29-Apr	30-Apr
2020	2347	2333	2301	2292	2268	2175	2105	2069	2015	1981	1954	1926	1870	1815	1783
2019	1024	1024	1017	1006	993	988	981	992	988	1000	1000	988	984	963	978

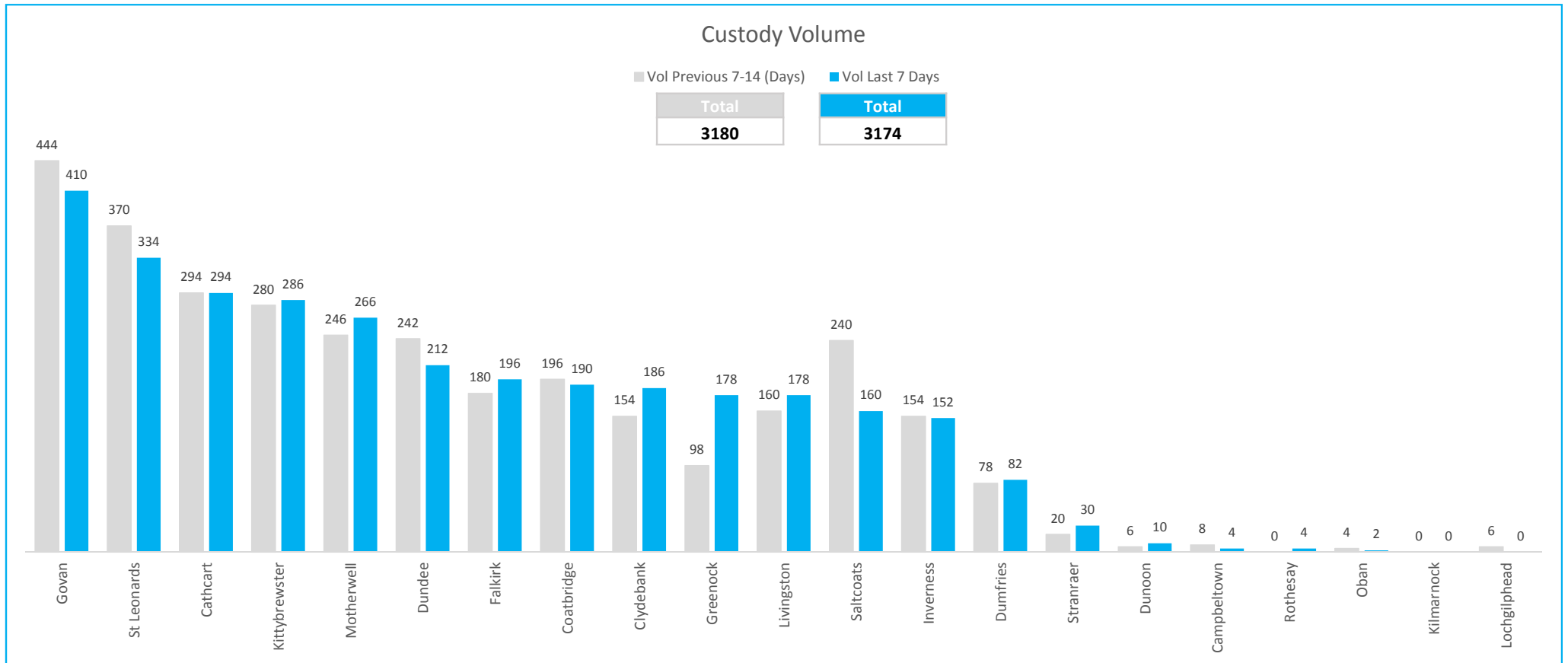
No figures should be considered as Official Police Statistics. These may not yet have been verified or validated.

OFFICIAL

OFFICIAL

# Custody Volume

The below bar chart displays the custody volume in each custody centre weekly. In this chart the blue bar represents the volume over the last 7 days (7-13 May 2020), and the grey bar represents the 7 days prior to that. As can be seen, custody volume has remain static over the last 2 weeks.

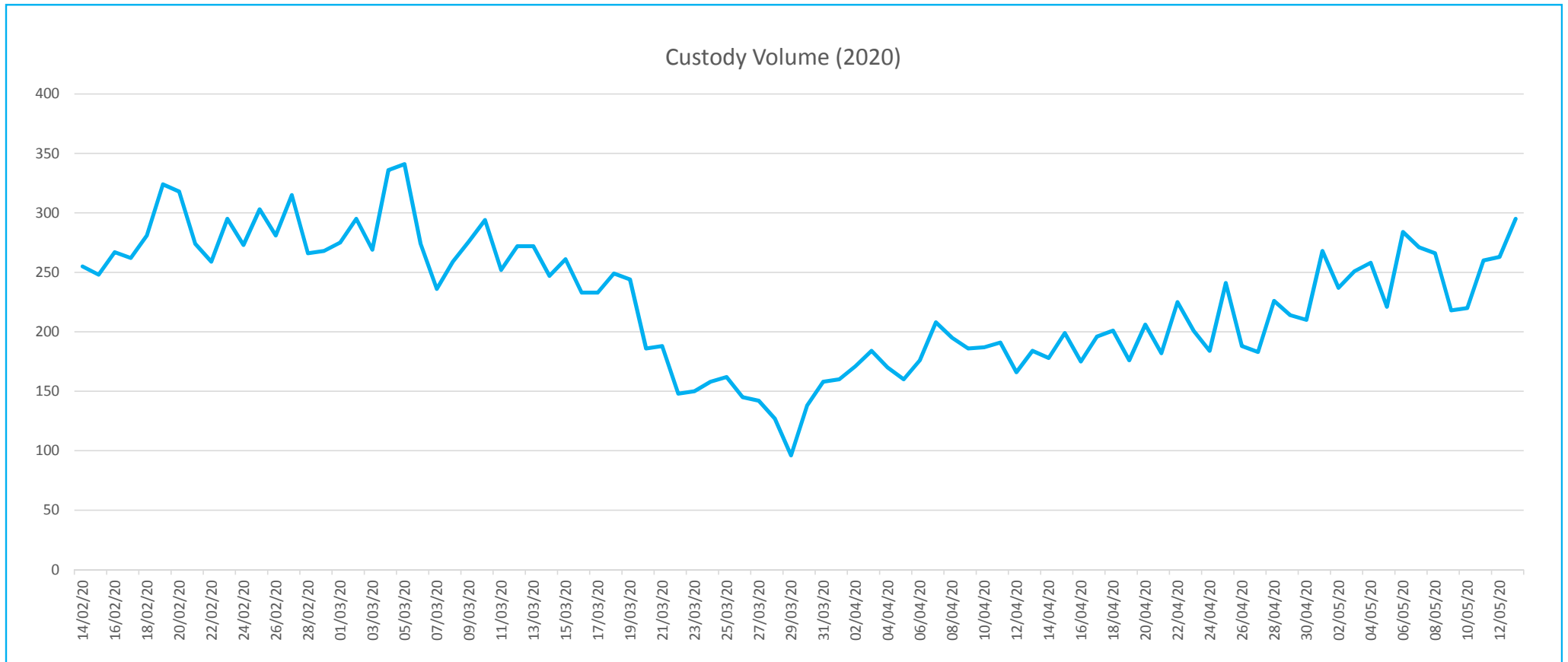


No figures should be considered as Official Police Statistics. These may not yet have been verified or validated.



# Custody Volume

The below bar chart displays the total custody volume over time. As can be seen, the number of custodies fell on the approach to 'lockdown', reaching their lowest level on 29<sup>th</sup> March. Since that date Custodies have steadily increased.



No figures should be considered as Official Police Statistics. These may not yet have been verified or validated.

OFFICIAL