

**SCOTTISH POLICE  
AUTHORITY**

<b>Meeting</b>	<b>Public SPA Board Meeting</b>
<b>Date</b>	<b>15 December 2016</b>
<b>Location</b>	<b>Assembly Room, Tulliallan, Alloa</b>
<b>Title of Paper</b>	<b>SPA Forensic Services Report</b>
<b>Item Number</b>	<b>14</b>
<b>Presented By</b>	<b>Tom Nelson, SPA</b>
<b>Recommendation to Members</b>	<b>For Noting</b>
<b>Appendix Attached:</b>	<b>Yes</b>

**PURPOSE**

To provide Board Members with information on delivery of SPA Forensic Services for Quarter Two 2016/17 and an update on current activities.

## **1. BACKGROUND**

1.1 For Year Two of the SPA's evolving performance framework "Performance Matters", corporate performance reporting has changed for 2016/17. As reported at the October Board SPA Corporate performance and Forensics Services performance is now presented within two separate documents at the SPA Board. Corporate performance remains integrated within the SPA CEO report whilst Forensic Services is now reported on a standalone basis by the Director of Forensic Services.

1.2 This report captures activity conducted across SPA Forensic Services. This performance evidence also informs the content of the Authority's quarterly Strategic Police Plan Delivery Review and the Annual Review of Policing 2016/17.

1.3 The report demonstrates SPA Forensics Services delivery over the last quarter through the following components:

- Progress updates on Forensic Service commitments laid out in the annual business plan
- Qualitative performance data;
- Evidence of service initiatives and improvements

## **2. FINANCIAL IMPLICATIONS**

2.1 Forensics are working to deliver on budget for the 2016/17 year with the quarter 2 results showing good progress in this regard. The forecast for the full year is challenging however as we improve the management of service demand this is becoming more achievable.

## **3. PERSONNEL IMPLICATIONS**

3.1 There are no personnel implications associated with this paper.

## **4. LEGAL IMPLICATIONS**

4.1 There are no legal implications associated with this paper.

## **5. REPUTATIONAL IMPLICATIONS**

5.1 There are no legal implications associated with this paper.

## **6. SOCIAL IMPLICATIONS**

6.1 There are no social implications associated with this paper.

**7. COMMUNITY IMPACT**

7.1 There are no community impact implications associated with this paper.

**8. EQUALITIES IMPLICATIONS**

8.1 There are no equalities implications associated with this paper.

**9. ENVIRONMENTAL IMPLICATIONS**

9.1 There are no environmental implications associated with this paper.

**RECOMMENDATIONS**

It is recommended that Members note the information presented in the attached Forensic Services report.

**SCOTTISH POLICE**  
**AUTHORITY**

**Forensic Services Performance**  
**Quarter 2 Report**

December 2016

Presented to: Scottish Police Authority December 2016 Board  
Reporting Period: Q2 2016/17

## 1. INTRODUCTION

1.1 The Scottish Police Authority's Forensic Services Directorate provides an end-to-end service to the criminal justice process in Scotland, from Crime Scene to Court, supported by its key stakeholders UKAS (UK Accreditation Service) and the Forensic Science Regulator. Forensic Services is organised into four distinct functions: Scene Examination, Biology, Physical Sciences and Business Support. These national functions deliver forensic science technologies and expertise in the investigation of crime to Police Scotland, Crown Office and Procurator Fiscal Service, and Police Independent Review Commission.

1.2 The following report provides performance information pertaining to service delivery by Forensic Service, in addition to qualitative evidence of business change, initiatives and examples of continuous improvement designed to enhance the capability, capacity and efficiency of SPA Forensic Services.

## 2. BUSINESS PLAN DELIVERABLES

The three deliverables for Forensic Services identified on the 2016/17 SPA business plan have been completed; details are listed in the table below:

<b>Deliverable</b>	<b>Completion</b>	<b>Update</b>	<b>Status</b>
Work with Police Scotland and Scottish Government to develop a Biometrics Strategy for Scotland	Q2	<i>Paper outlining options developed and presented at the FSSPF.</i>	On-going
To better understand baseline capacity and report into the FSSPF	Q2	<i>Now business as usual reporting into the FSSPF.</i>	Business As Usual
Introduce an advanced scientific technology to support policing (dependant on PS APP)		<i>On - going</i>	On-going
Establish PMO structure in Forensic Science to delivery partner expectations	Q3	<i>Being scoped and to be part of Governance Review</i>	On-going
Maintain all areas currently under scope of Forensic Science Accreditation	Q3	<i>UKAS scheduled to undertake assessment visits November 2016.</i>	On-going

### **3. SERVICE INITIATIVES & IMPROVEMENTS**

#### **3.1 Capacity and Demand**

The Short Life Working Group to take forward the Capacity and Demand recommendations for the Joint National Forensic Gateway (JNFSG) has met now on several occasions and a programme of work is ongoing.

We are working with partners in particular to understand how we manage the demand vs capacity challenges. We have made significant moves forward and in October 2016 launched the new Joint FS National Gateway with all partners working together to ensure best value in relation to forensic investigations. We will continue to report progress through the FSSPF.

#### **3.2 Bar Coding**

The project plan implementation is ongoing with the development of EMS functionality the next key step. The project is due for completion by Q4 16/17.

#### **3.3 United Kingdom Accreditation Service (UKAS)**

Preparation across all sites and disciplines is on-going ahead of our next round of visits scheduled for November 2016.

#### **3.4 Roll out of EMS SE Report in West**

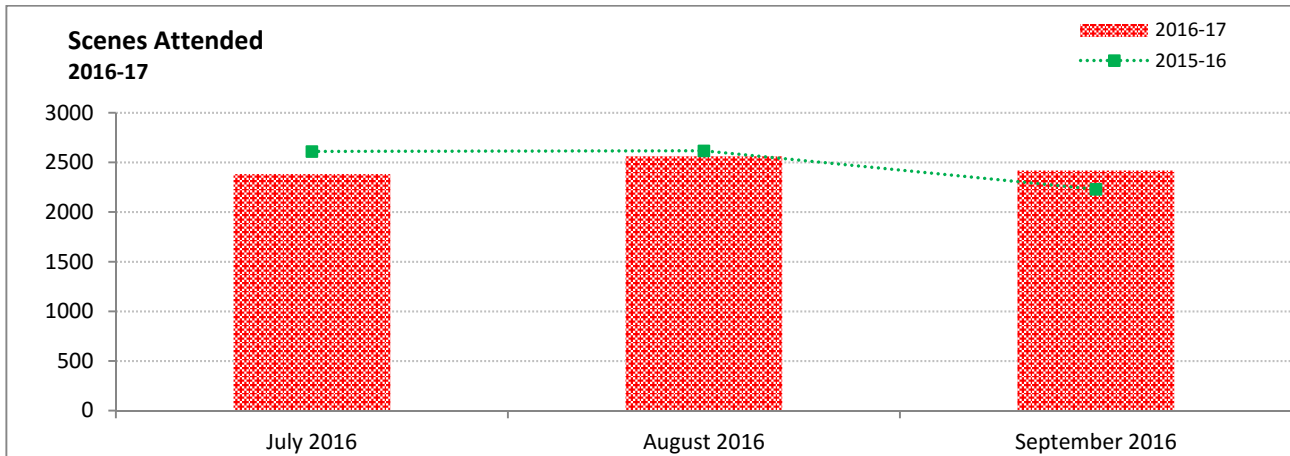
An improved scene examination reporting process was implemented in West on 1st August 2016, following successful completion of a pilot in U and V Division. This provides more timely and detailed information on scene examinations which was not previously provided to Police Scotland in West. The reports are generated by EMS and emailed to Police Scotland directly from the system. This reporting mechanism is available nationally, and further roll out is being considered in collaboration with Police Scotland.

#### **3.5 Image Management System implementation**

On 20th July 2016 the IMS went live in Imaging at SCC and Dundee, delivering a centralised database for all images captured by Scene Examiners.

**4. PERFORMANCE**

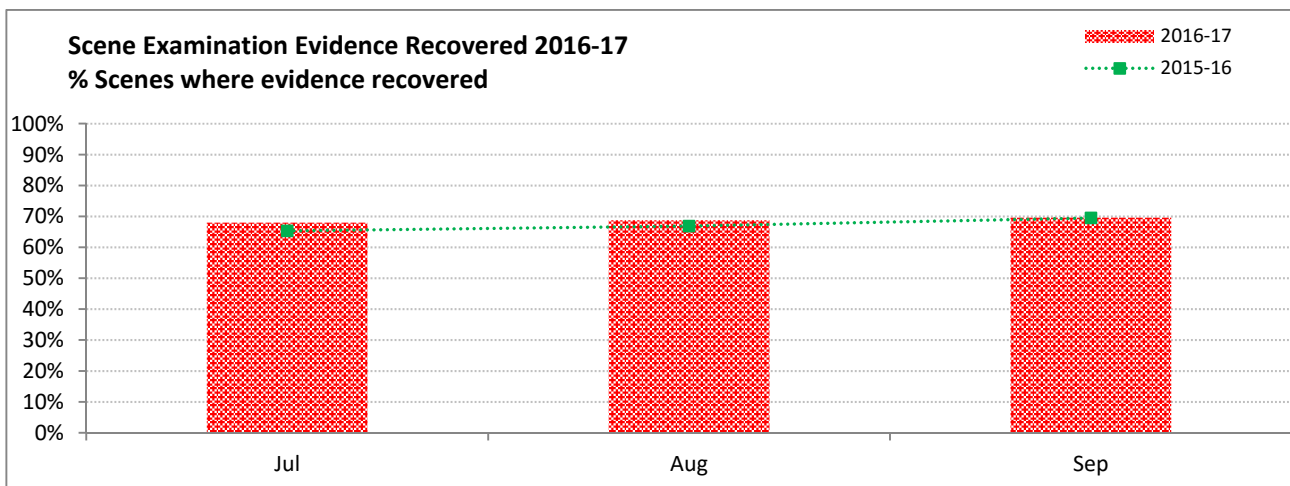
**4.1 Scene Attendance & Evidency Recovery Rates**



**Scenes Attended**

Although there was a drop in scene attendances in July and August 2016 in comparison with 2015 data, there was an increase in September reflecting the responsive nature of Scene Examination dependent on crime reported to Police and scene attendance requests made.

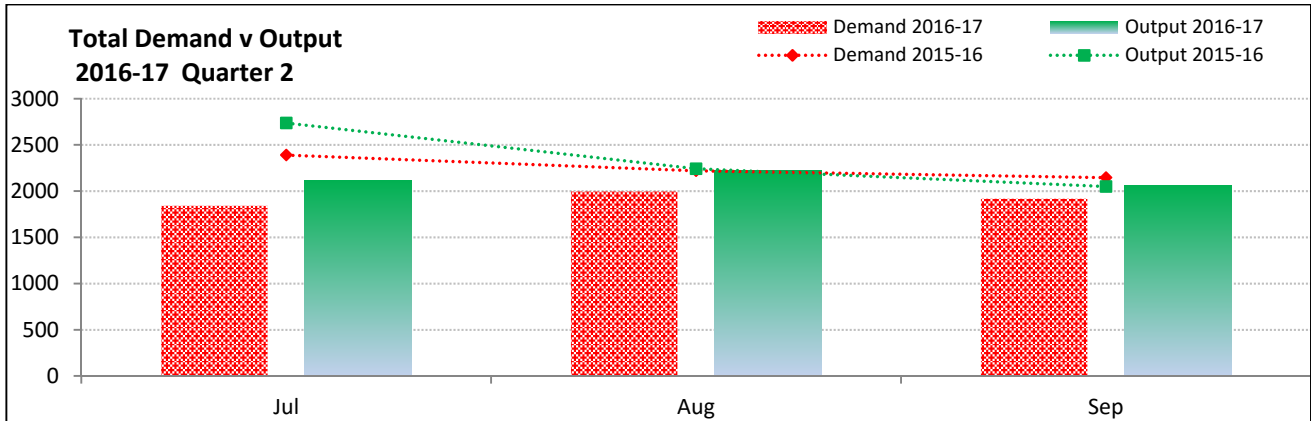
Over the first half of the year a comparison of Police reported group 1-5 crimes showed a combined decrease of 1.3%, even though there was an increase in serious crime (groups 1 & 2). For the last quarter Forensic Services Scene Examination has seen an overall 1.3% decrease in scenes attended.



**Evidence Recovered**

Whilst scene attendance over this quarter is marginally down on 2015, the percentage of scenes where evidence was recovered has risen by 2.3% (66.7% average in Q2 2015 compared to 69% average in 2016 Q2).

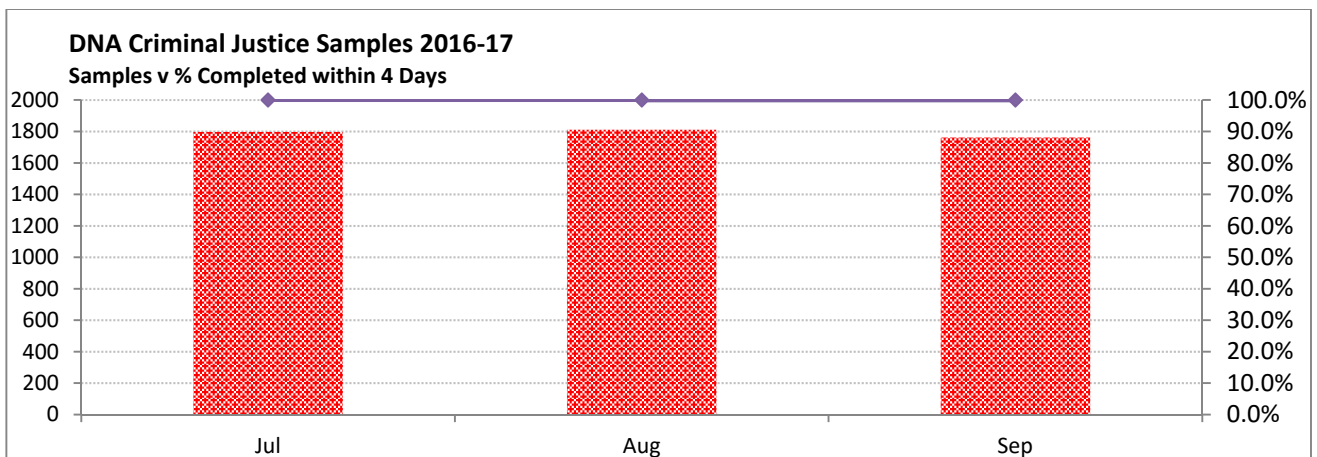
## 4.2 Laboratory Casework



### Laboratory Demand and Output

When compared with last year's figures YTD Demand is down by 28%. However demand in Biology (LSL) and Physical Sciences remains high and in particular Forensic Services continues to receive a **high level of urgent and complex cases** in these two areas. If this increase in demand and complexity continues then this could pose a significant risk to service delivery. We have in October 2016 launched the new Joint FS National Gateway with all partners working together to ensure best value in relation to forensic investigations which will assist with the demand management.

### Criminal Justice Samples



### Criminal Justice Samples

The chart illustrates sample demand compared with the percentage of samples processed within 4 days.

The target for completion is 90%. During Quarter 2, 100% of samples have been completed within the 4 days.

The number of samples processed has decreased by 20% over the second quarter when compared with the same period in 2015-16